



US00D347422S

# United States Patent [19]

[11] Patent Number: **Des. 347,422**

**Taslitz**

[45] Date of Patent: **\*\* May 31, 1994**

[54] **WRIST SUPPORT**

5,131,614 7/1992 Garcia et al. .... D14/114 X  
5,228,655 7/1993 Garcia et al. .... 248/118

[76] Inventor: **Neal J. Taslitz**, 984 Oak, Glencoe, Ill. 60022

*Primary Examiner*—Wallace R. Burke  
*Assistant Examiner*—M. H. Tung  
*Attorney, Agent, or Firm*—Dressler, Goldsmith, Shore & Milnamow, Ltd.

[\*\*] Term: **14 Years**

[21] Appl. No.: **940,716**

[57] **CLAIM**

[22] Filed: **Sep. 4, 1992**

The ornamental design for a wrist support, as shown and described.

[52] U.S. Cl. .... **D14/114**

[58] Field of Search ..... 248/118, 118.3, 346,  
248/914-924, 489; 400/689-693, 713-715;  
D14/100, 114

**DESCRIPTION**

[56] **References Cited**

**U.S. PATENT DOCUMENTS**

- 134,116 12/1872 West ..... D14/114 X
- D. 328,598 8/1992 Massey ..... D14/114
- D. 335,876 5/1993 Anello, Jr. et al. .... D14/114
- D. 336,898 6/1993 Cherubini et al. .... D14/114

FIG. 1 is a perspective view of a wrist support embodying my new design;  
 FIG. 2 is a side elevational view thereof, the opposite side being a mirror image;  
 FIG. 3 is a top plan view thereof;  
 FIG. 4 is a bottom plan view thereof;  
 FIG. 5 is a front view thereof; and,  
 FIG. 6 is a rear view thereof.

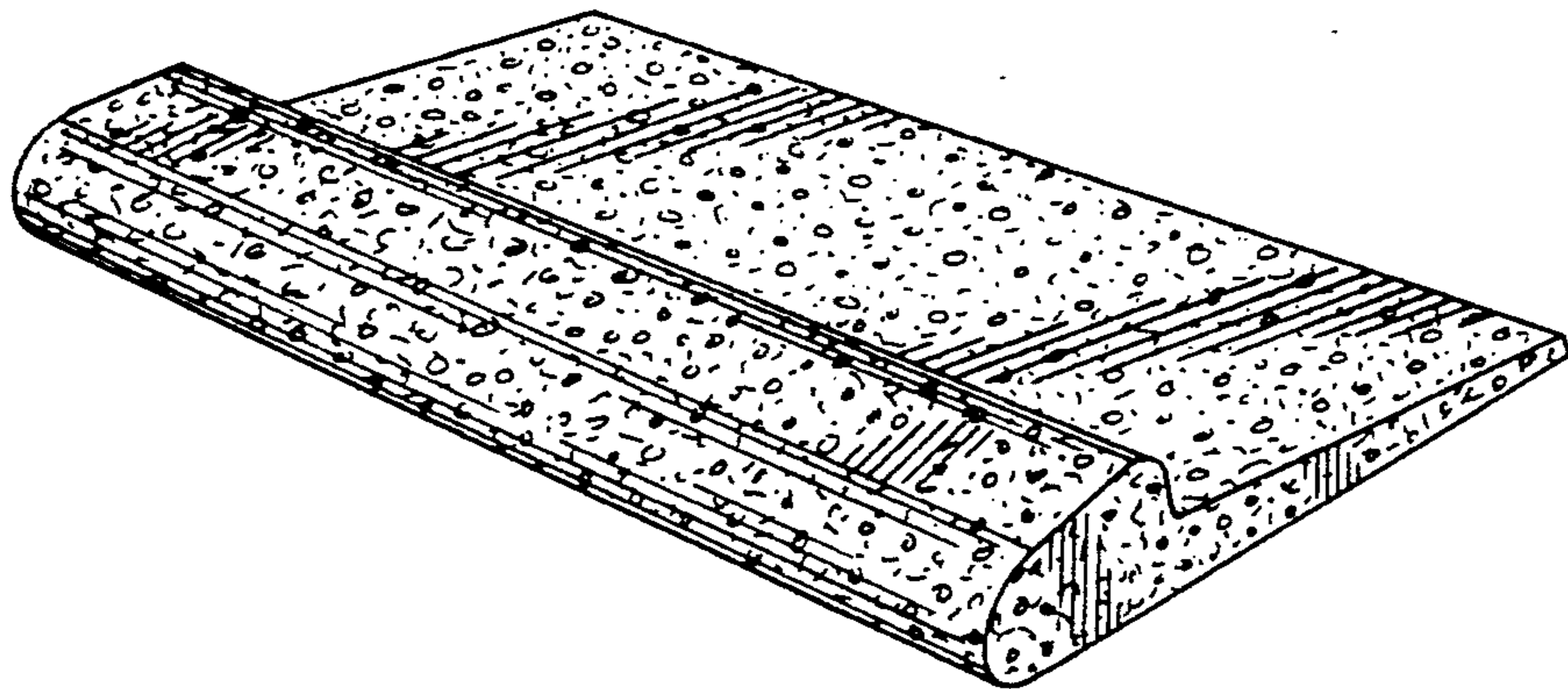


FIG. 1

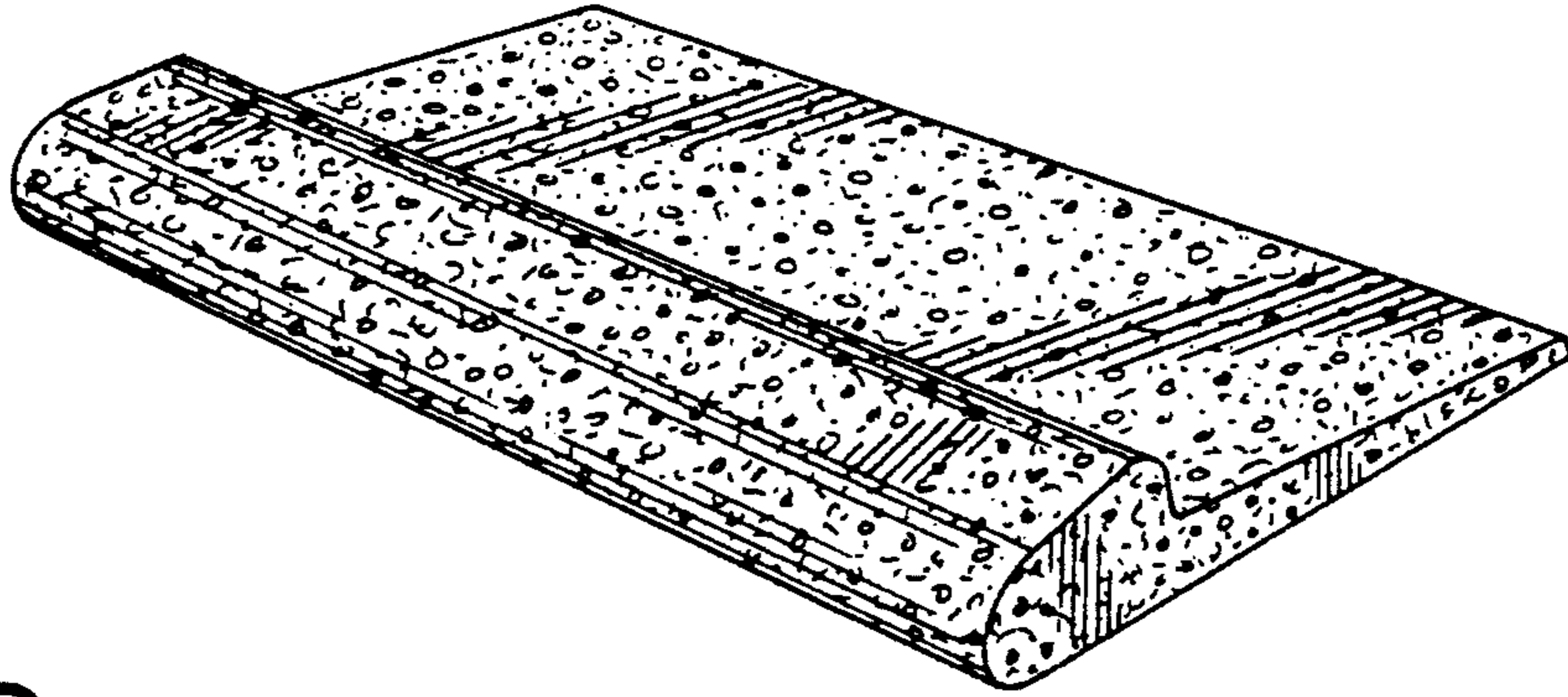


FIG. 2



FIG. 3

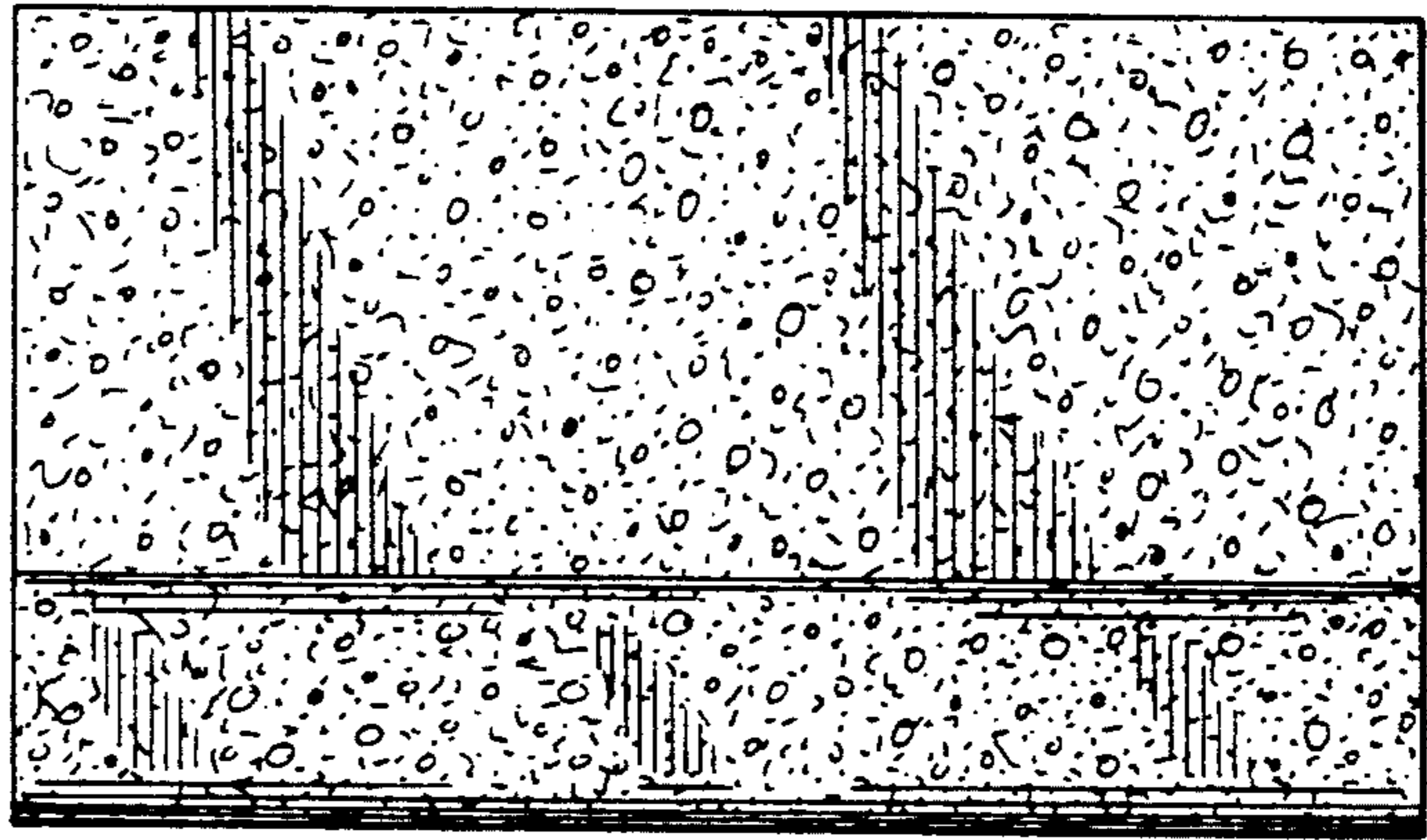


FIG. 4




FIG. 5




FIG. 6

