



US00D347419S

United States Patent [19]

[11] Patent Number: **Des. 347,419**

Jackson

[45] Date of Patent: **** May 31, 1994**

[54] **ARTICLE TRAY FOR THE BED OF A PICKUP TRUCK**

Primary Examiner—James M. Gandy
Attorney, Agent, or Firm—Olive & Olive

[76] Inventor: **Claude T. Jackson**, P.O. Box 1597,
Henderson, N.C. 27536

[57] **CLAIM**

[**] Term: **14 Years**

The ornamental design for an article tray for the bed of a pickup truck, as shown and described.

[21] Appl. No.: **10,574**

DESCRIPTION

[22] Filed: **Jul. 12, 1993**

[52] U.S. Cl. **D12/425; D6/510; D3/313**

FIG. 1 is a rear perspective view of an article tray for the bed of a pickup truck in position of use, it being understood that the broken line showing of a pickup truck is for illustrative purposes only and forms no part of the claimed design;

[58] Field of Search **D9/456; D6/510; 296/37.1, 37.6, 37.8, 37.15, 37.16; 224/273, 42.42; 220/500, 524, 532, 533; 206/557, 561; D12/157; D34/40**

FIG. 2 is an enlarged top plan view of the article tray of FIG. 1;

[56] **References Cited**

U.S. PATENT DOCUMENTS

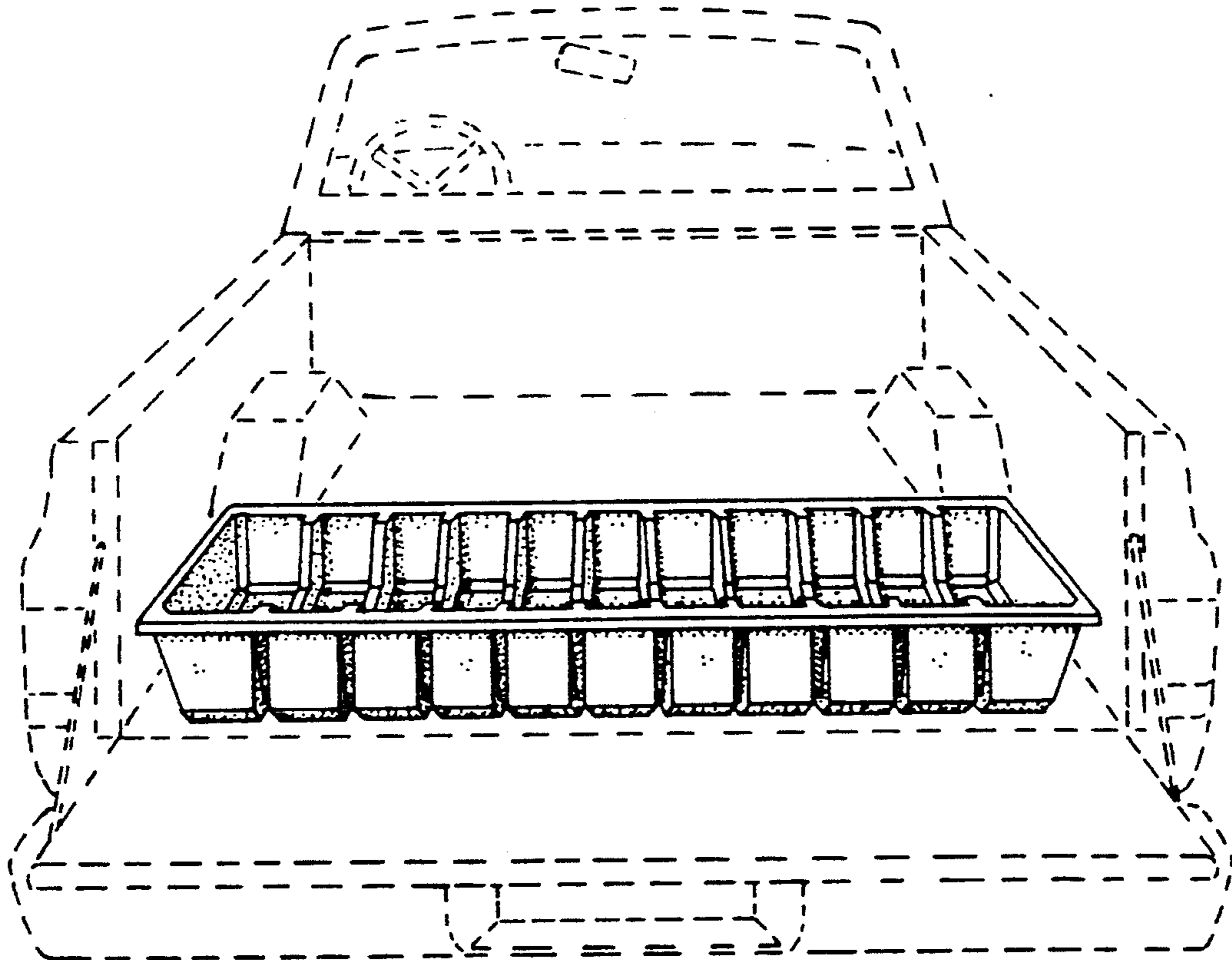
D. 274,967	8/1984	Taylor	D34/40
4,593,816	6/1986	Langenbeck	220/532
5,269,447	12/1993	Gower et al.	224/42.42

FIG. 3 is an enlarged rear elevation view thereof, the front elevation being substantially identical;

FIG. 4 is an enlarged right side elevation view thereof, the left side being substantially identical;

FIG. 5 is an enlarged bottom plan view thereof; and,

FIG. 6 is a cross sectional view of the article tray as taken in the direction of line 6—6 of FIG. 2.



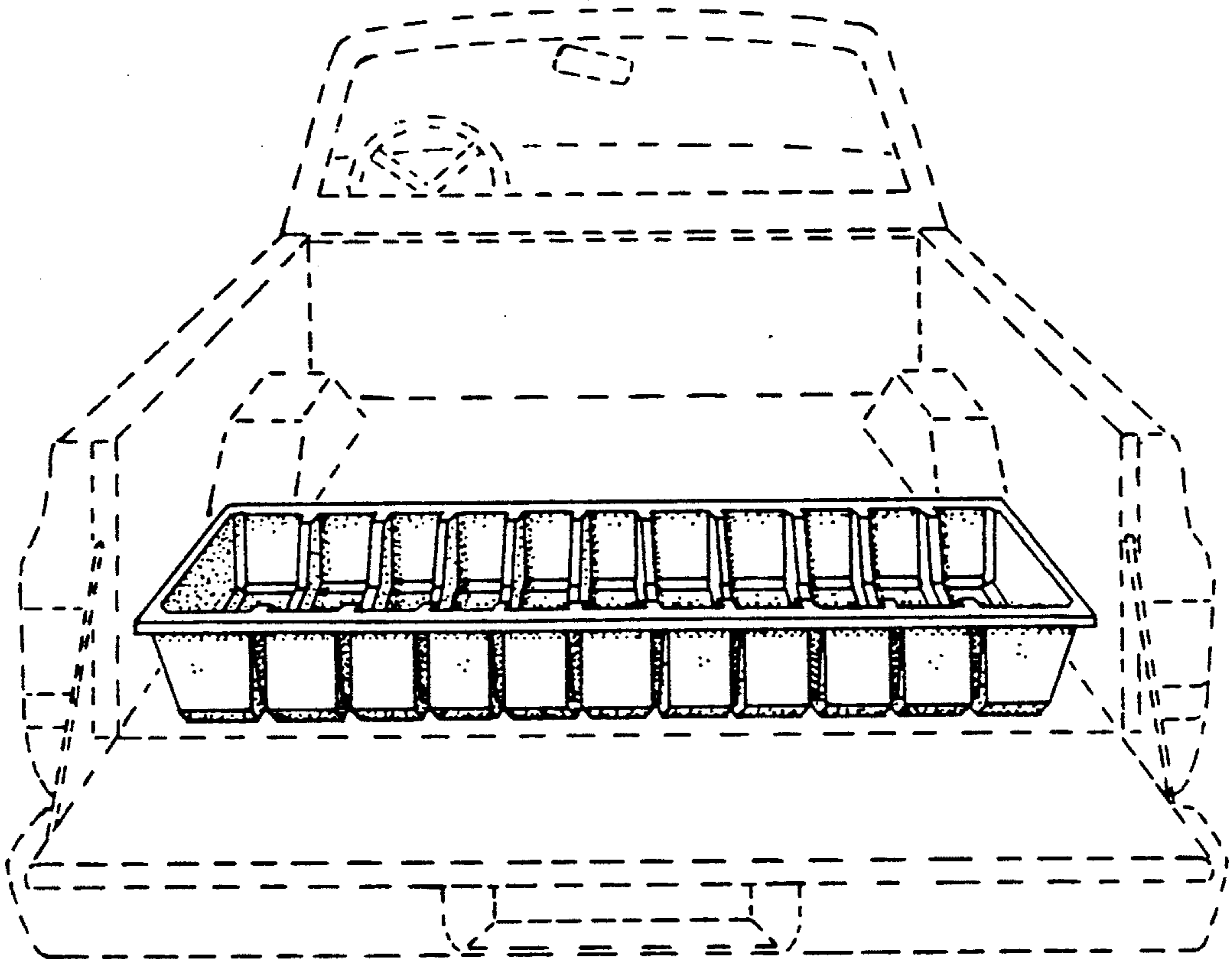


FIG. 1

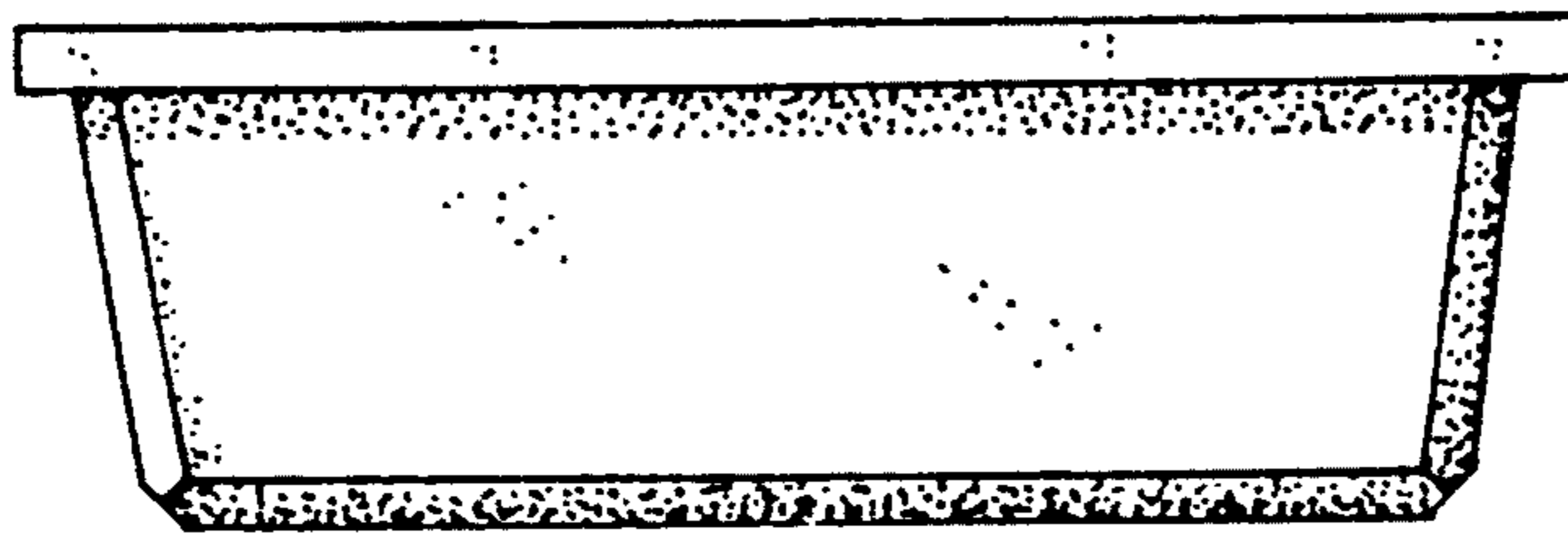


FIG. 4




FIG. 6




FIG. 2

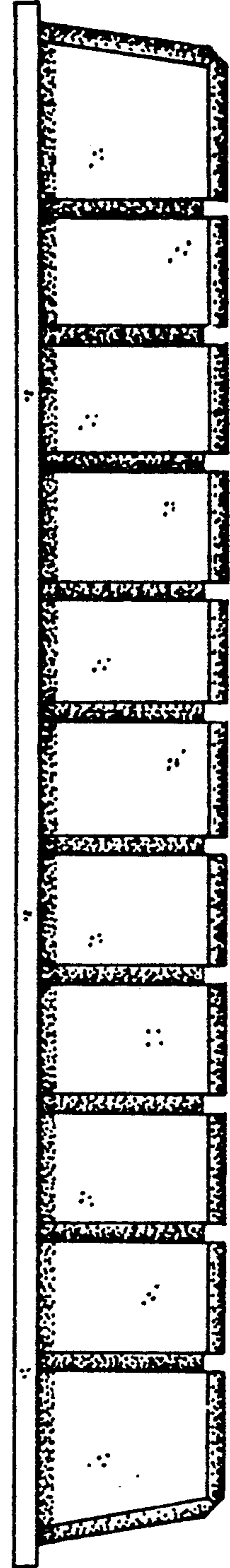


FIG. 3




FIG. 5