



US00D347387S

United States Patent [19]

[11] Patent Number: **Des. 347,387**

Bridger et al.

[45] Date of Patent: **** May 31, 1994**

[54] **BOTTLE AND CAP**

[75] Inventors: **Peter E. W. Bridger**, Berkshire, England; **John T. Klette**, Annandale, Va.; **Jule G. Lambeck**, Wayne, Ill.; **Elena Portoles**, Alexandria, Va.

[73] Assignee: **Mobil Oil Corporation**, Fairfax, Va.

[*] Notice: The portion of the term of this patent subsequent to Oct. 26, 2007 has been disclaimed.

[**] Term: **14 Years**

[21] Appl. No.: **854,450**

[22] Filed: **Mar. 18, 1992**

[52] U.S. Cl. **D9/520; D9/528**

[58] Field of Search **D9/528, 527, 531, 547, D9/556, 569, 523, 520, 453; 215/1 R, 1 C, 100 A**

[56] **References Cited**

U.S. PATENT DOCUMENTS

- D. 199,814 12/1964 Mojonnier D9/528
- D. 205,550 8/1966 Morgan D9/528
- D. 228,230 8/1973 Cutler D9/528
- D. 230,708 3/1974 Hutter D9/528
- D. 279,078 6/1985 Franchi et al. D9/376
- D. 302,946 8/1989 Cramer D9/528
- D. 306,557 3/1990 Peake-Atkins D9/528
- D. 309,100 7/1990 Beaver D9/547 X
- D. 324,495 3/1992 Warrington D9/528
- 3,251,514 5/1966 Speieher et al. 222/468

FOREIGN PATENT DOCUMENTS

B5130685 3/1987 Australia .

- WO8701677 3/1987 Australia .
- 0058624 6/1985 European Pat. Off. .
- 0213796 3/1987 European Pat. Off. .
- 0198004 12/1989 European Pat. Off. .
- 1329471 9/1973 United Kingdom .
- 1402645 8/1975 United Kingdom .
- 1402646 8/1975 United Kingdom .
- 1004408 11/1982 United Kingdom .
- 2098572B 1/1985 United Kingdom .
- 1023592 5/1985 United Kingdom .
- 1037970 5/1987 United Kingdom .
- 1042700 2/1988 United Kingdom .
- 1048504 10/1988 United Kingdom .
- 1051166 2/1989 United Kingdom .
- 1055889 7/1989 United Kingdom .
- 1055947 7/1989 United Kingdom .

OTHER PUBLICATIONS

Drug & Cosmetic Industry, Jun. 1979, p. 85, Owens, Ill. closure.

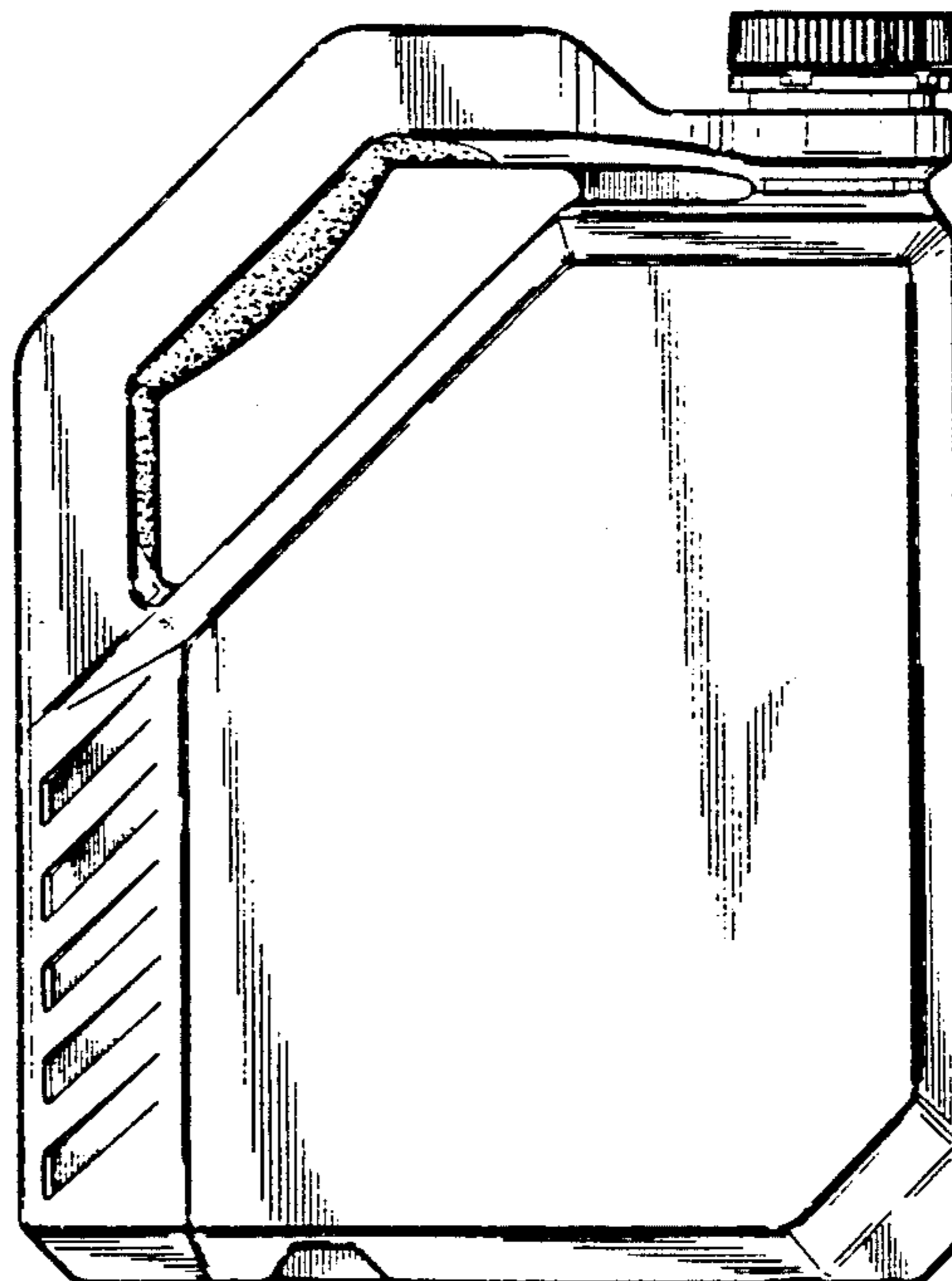
Primary Examiner—Bernard Ansher
Assistant Examiner—Lucy Lieberman
Attorney, Agent, or Firm—Alexander J. McKillop; George W. Hager, Jr.; Michael J. Mlotkowski

[57] **CLAIM**

The ornamental design for a bottle and cap, as shown and described.

DESCRIPTION

FIG. 1 is a perspective view of a bottle and cap, showing our new design;
FIG. 2 is a frontal view thereof;
FIG. 3 is a back view thereof;
FIG. 4 is a top plan view thereof; and
FIG. 5 is a side view thereof; and
FIG. 6 is a bottom plan view thereof.



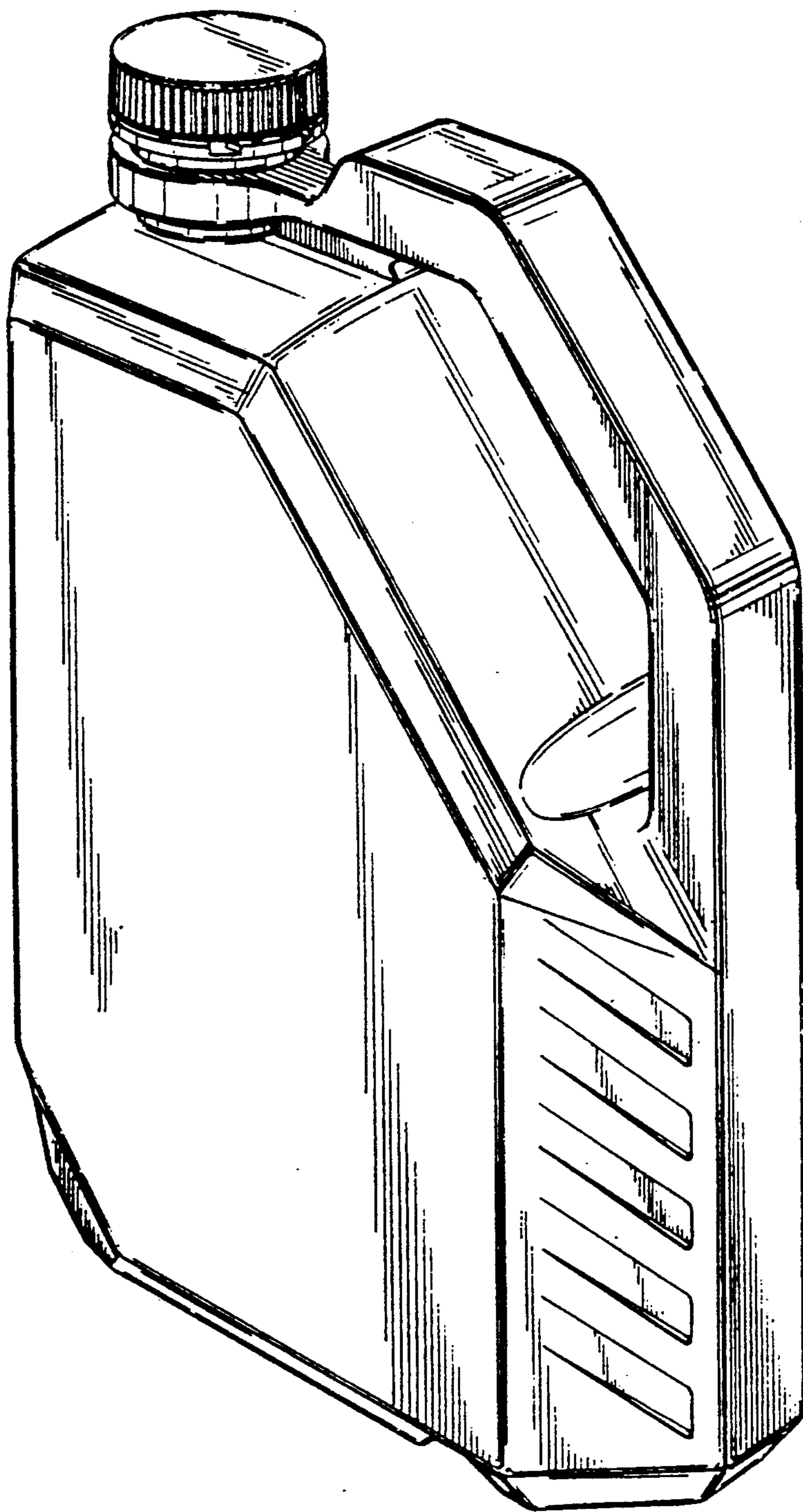


Fig. 1.

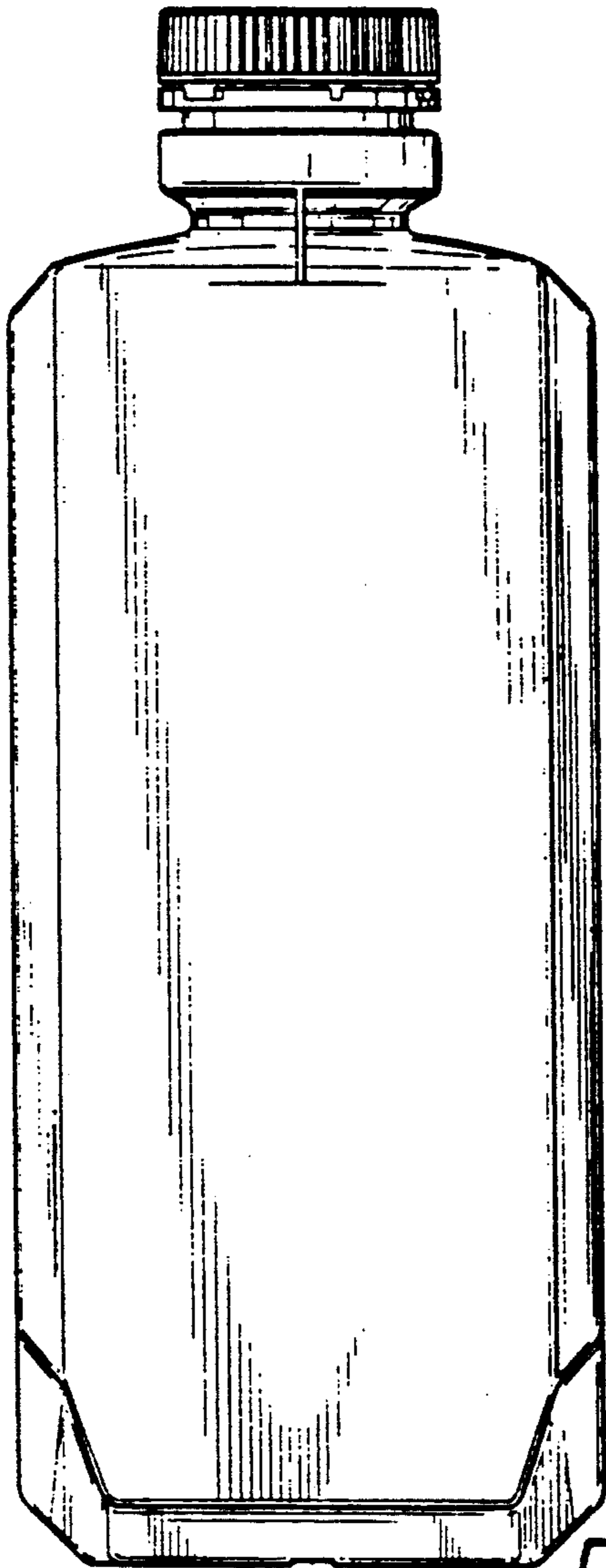


Fig.2.

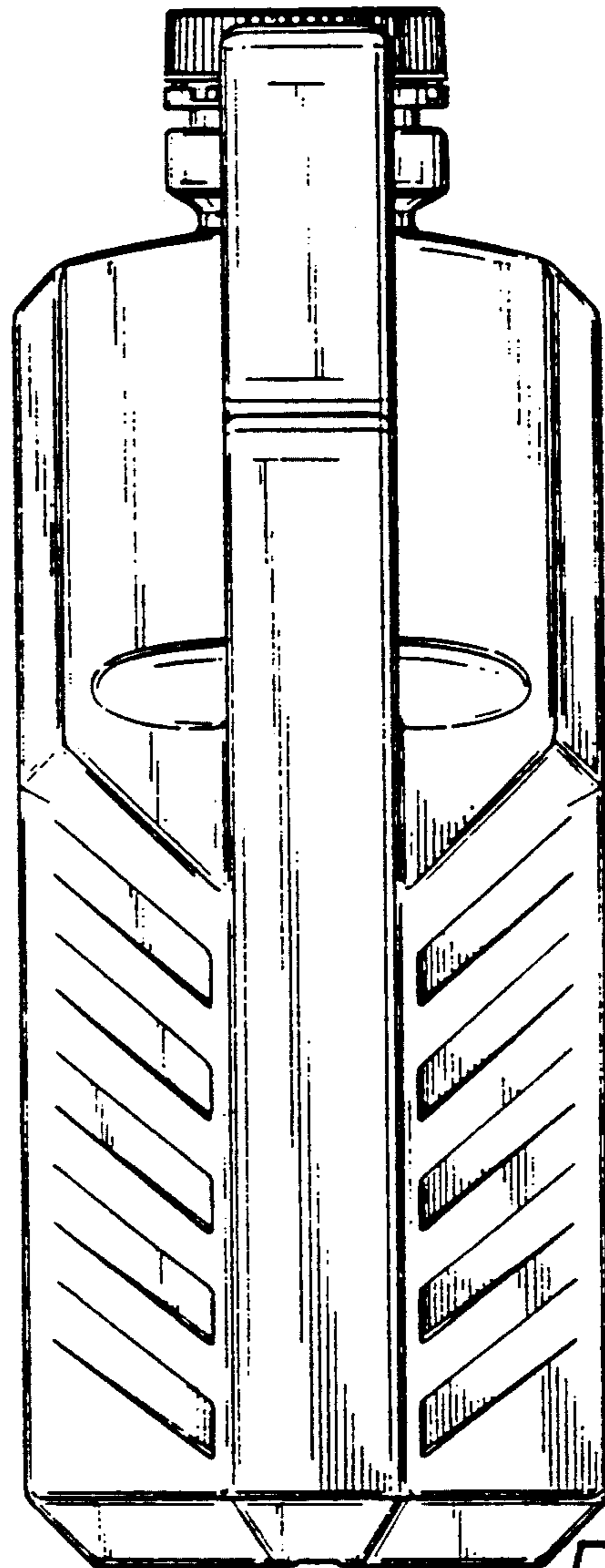


Fig.3.

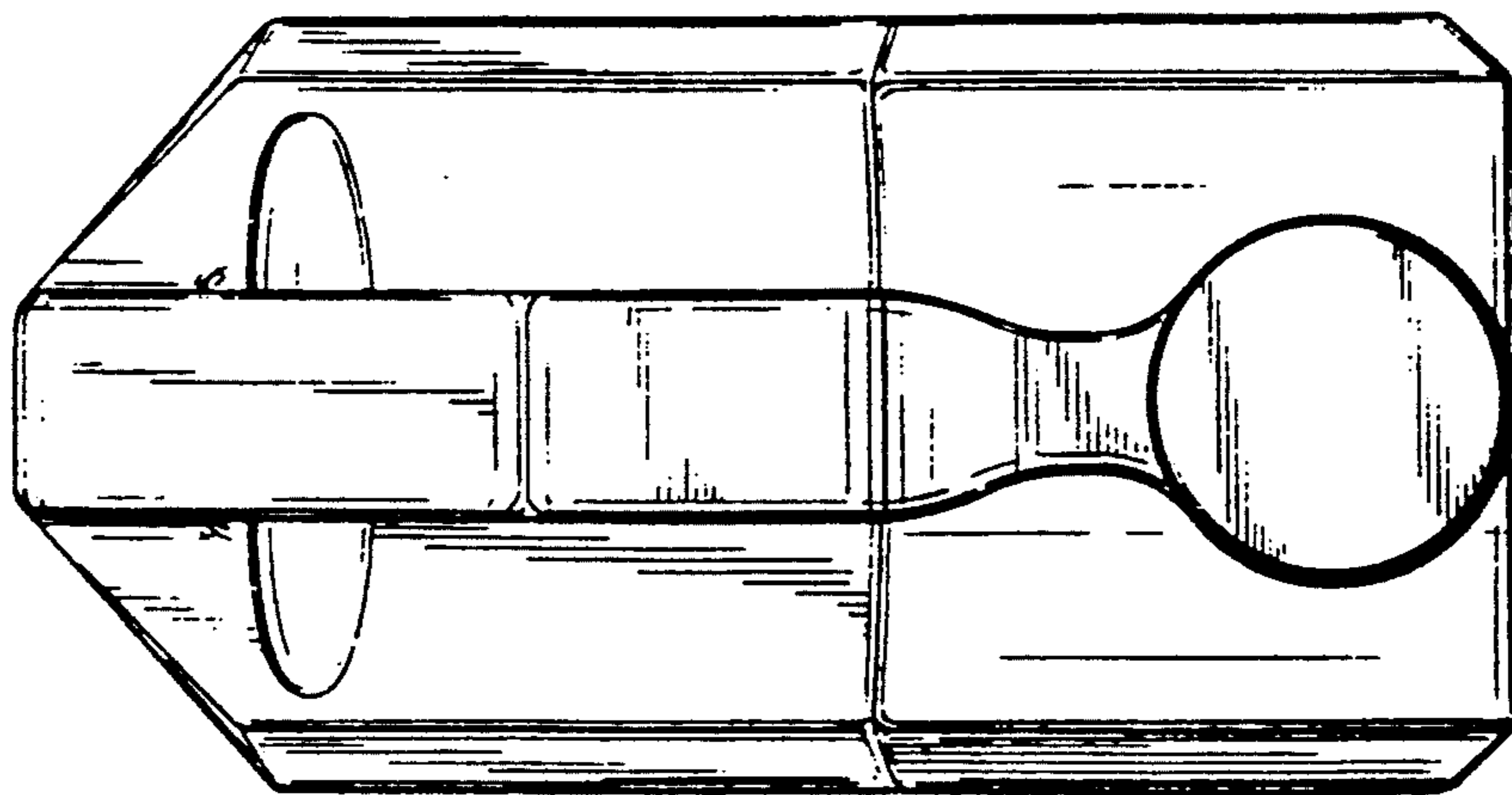


Fig.4.




Fig. 5.

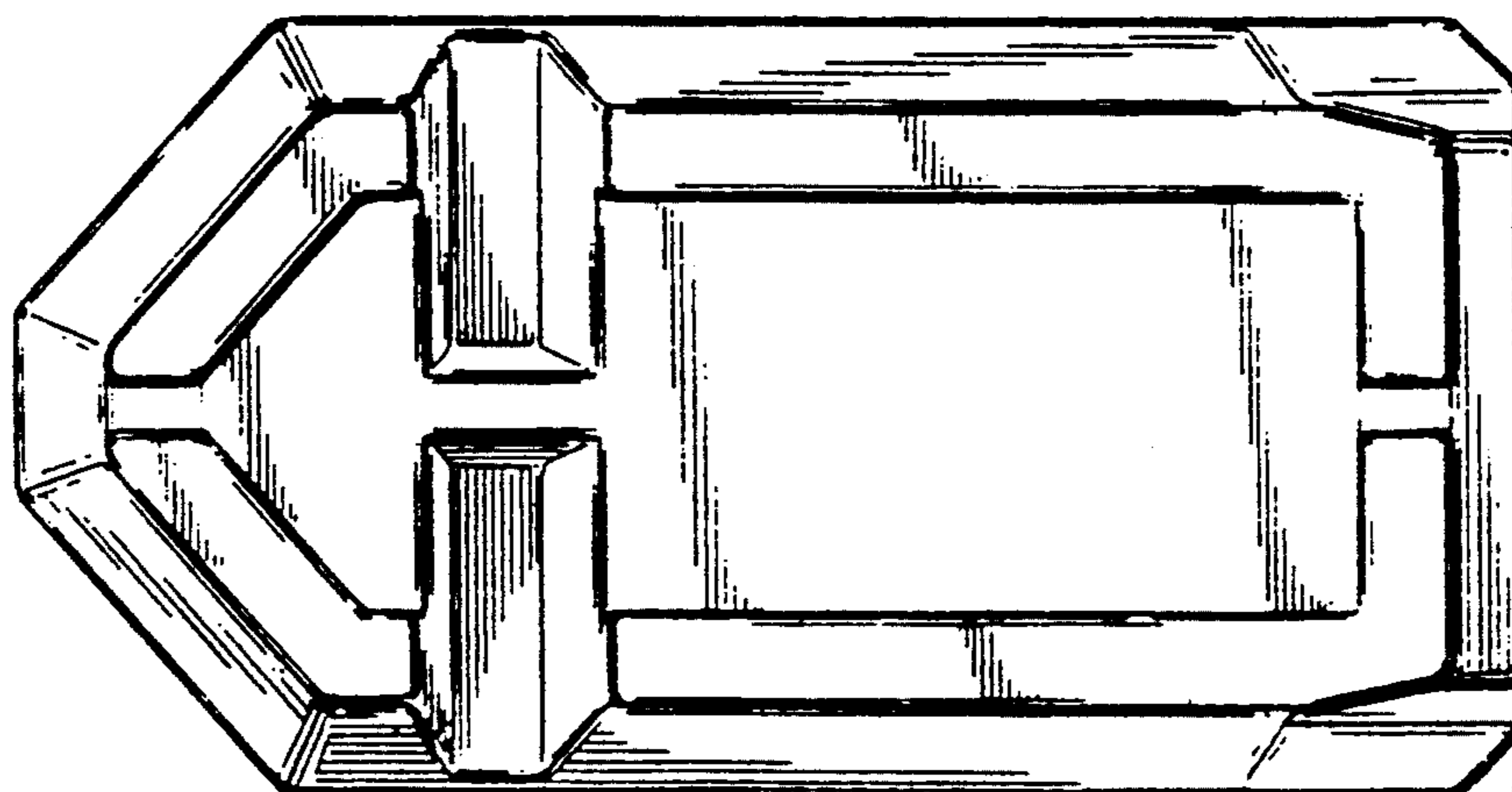


Fig. 6.