



US00D347376S

United States Patent [19]

[11] Patent Number: **Des. 347,376**

Mattson et al.

[45] Date of Patent: **** May 31, 1994**

[54] PULL

[75] Inventors: **Deborah Mattson**, Plainwell; **Doyle Watt**, Grand Rapids, both of Mich.; **Emil Bocade**, Savannah, Ga.; **Carl W. Hendrick**, High Point, N.C.

[73] Assignee: **Keeler Brass Company**, Grand Rapids, Mich.

[**] Term: **14 Years**

[21] Appl. No.: **2,525**

[22] Filed: **Dec. 14, 1992**

Related U.S. Application Data

[63] Continuation of Ser. No. 491,125, Mar. 8, 1990, Pat. No. D. 333,082.

[52] U.S. Cl. **D8/317**

[58] Field of Search **D8/315-320;**
16/110 R, 124, 125

[56] References Cited

U.S. PATENT DOCUMENTS

D. 169,508 5/1953 Kuhn **D8/320**

OTHER PUBLICATIONS

Belwith Cat. No. 687; p. 29; pull 675.

Belwith Cat. No. 687; p. 16; pull 462.

National Lock Hardware Cat.-Cabinet Hardware; rec'd Aug. 11, 1987; p. 6; pull C 6273-2.

SMX Catalog No. 287; Copyright 1978, p. 14.

National Lock-Cabinet Hardware; published on or before Aug. 11, 1987, p. 14.

National Lock-Cabinet Hardware; published on or before Aug. 11, 1987, p. 21.

Primary Examiner—B. J. Bullock

Attorney, Agent, or Firm—Dykema Gossett

[57] CLAIM

The ornamental design for a pull, as shown and described.

DESCRIPTION

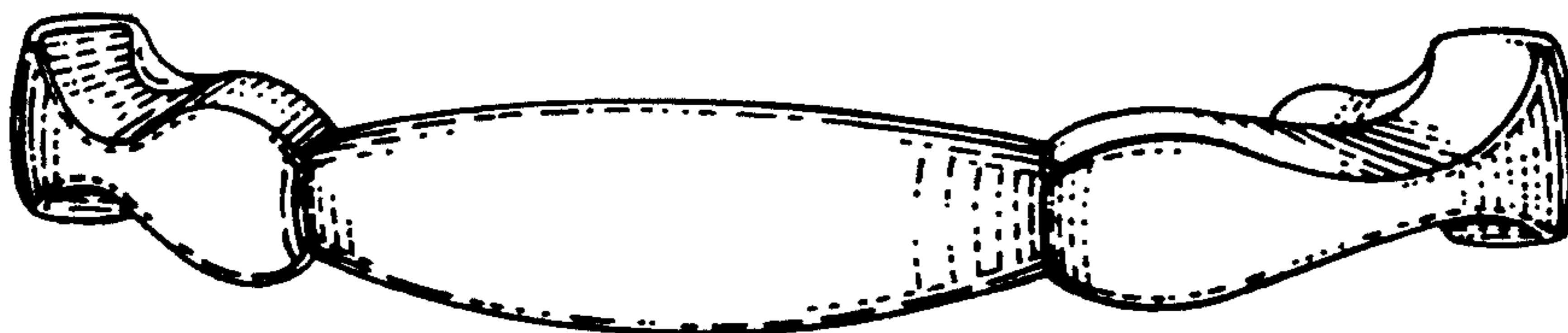
FIG. 1 is a perspective view of a pull showing our new design;

FIG. 2 is a front view thereof, the rear being unornamented;

FIG. 3 is a bottom view thereof, the top being a mirror image;

FIG. 4 is an end elevational view taken in the direction of the arrows on line 4—4, both ends being identical; and,

FIG. 5 is an enlarged sectional view taken on line 5—5 of FIG. 2.



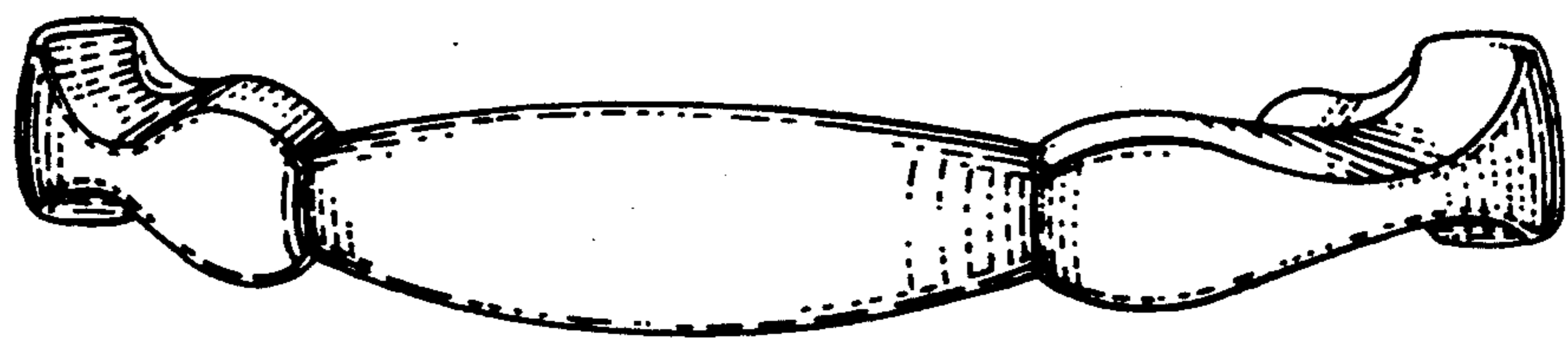


FIG. 1

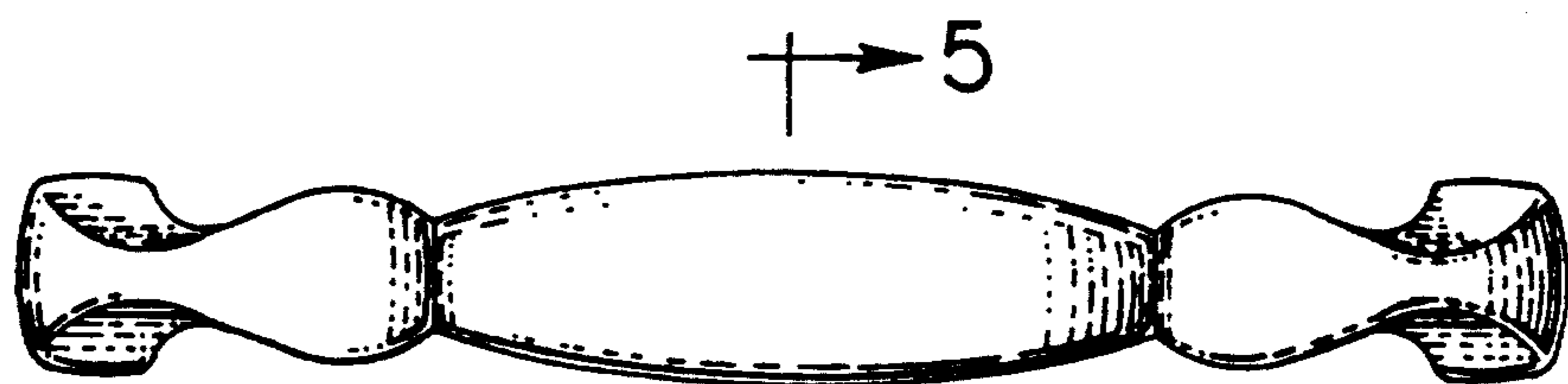


FIG. 2

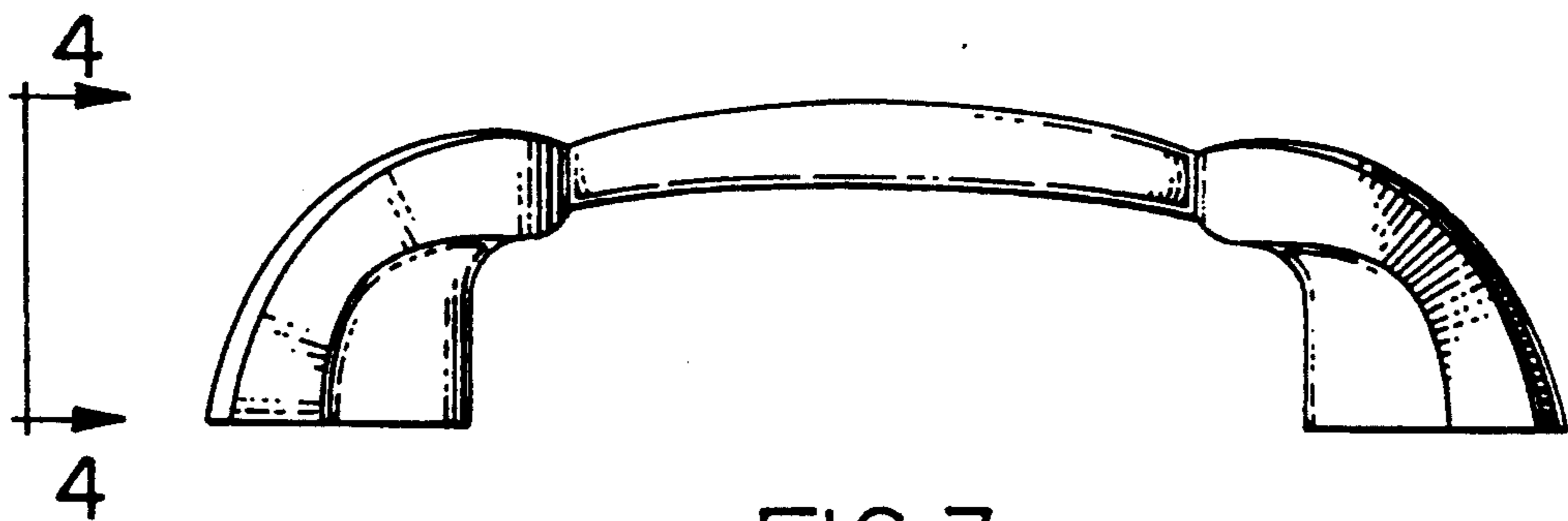


FIG. 3

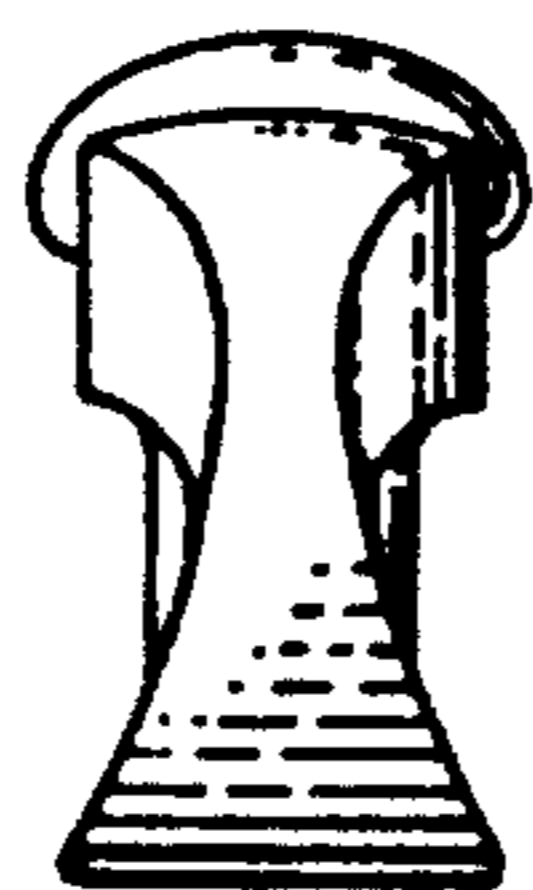


FIG. 4

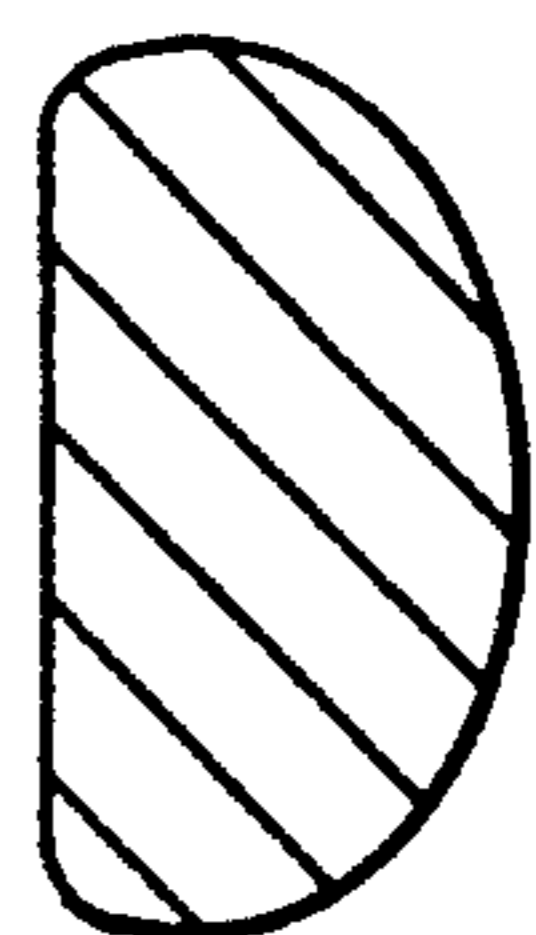


FIG. 5