



US00D347374S

United States Patent [19]

[11] Patent Number: **Des. 347,374**

Sakai

[45] Date of Patent: ** May 31, 1994

- [54] **KNIFE**
- [75] Inventor: **Kimiyuki Sakai, Seki, Japan**
- [73] Assignee: **Gerber. Sakai, Gifu, Japan**
- [**] Term: **14 Years**
- [21] Appl. No.: **802**
- [22] Filed: **Oct. 26, 1992**
- [52] U.S. Cl. **D8/99; D22/118**
- [58] Field of Search **D8/98, 99; 30/156, 157, 30/160, 161, 155; D22/118**

Primary Examiner—Bernard Ansher
Assistant Examiner—Philip S. Hyder
Attorney, Agent, or Firm—Hickman & Beyer

[57] CLAIM

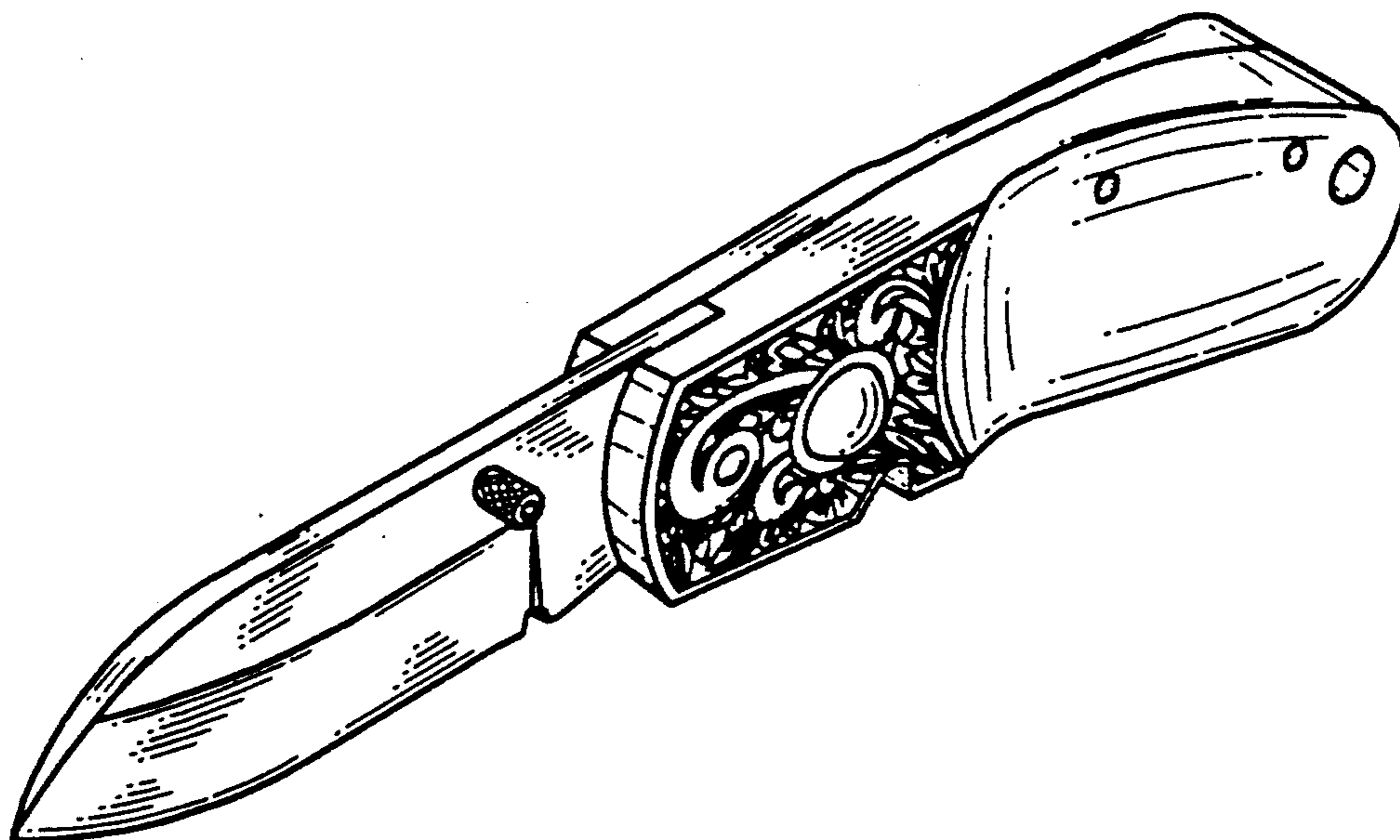
The ornamental design for a knife, as shown and described.

DESCRIPTION

FIG. 1 is front elevational view of a knife showing my new design;
 FIG. 2 is a rear elevational view thereof;
 FIG. 3 is a top plan view thereof;
 FIG. 4 is a bottom plan view thereof;
 FIG. 5 is a left side view thereof;
 FIG. 6 is a right side view thereof;
 FIG. 7 is a front elevational view thereof in an opened position;
 FIG. 8 is a rear elevational view thereof in the opened position;
 FIG. 9 is a top plan view thereof in the opened position;
 FIG. 10 is a bottom plan view thereof in the opened position;
 FIG. 11 is a left side view thereof in the opened position;
 FIG. 12 is a right side view thereof in the opened position; and,
 FIG. 13 is a perspective view thereof in the opened position.

- [56] **References Cited**
- U.S. PATENT DOCUMENTS**
- | | | | | |
|------------|---------|---------|-------|--------|
| D. 256,981 | 9/1980 | Sakurai | | D8/99 |
| D. 256,982 | 9/1980 | Sakurai | | D8/99 |
| 4,133,106 | 1/1979 | Addis | | 30/160 |
| 4,170,061 | 10/1979 | Henry | | 30/160 |
| 4,604,803 | 8/1986 | Sawby | | 30/161 |
| 4,896,424 | 1/1990 | Walker | | 30/161 |
| 5,125,157 | 6/1992 | Howard | | 30/157 |

- OTHER PUBLICATIONS**
- Blade Magazine, Aug. 1988, p. 15, A & J Enterprises Knife at top of page.
 Knives Illustrated Magazine, Summer 1989, p. 51 Engraved Knives.
 Knives 91', 11th edition, by Ken Warner, 1991, pp. 63 & 64, Engraved Knives.






FIG. 1




FIG. 2




FIG. 3

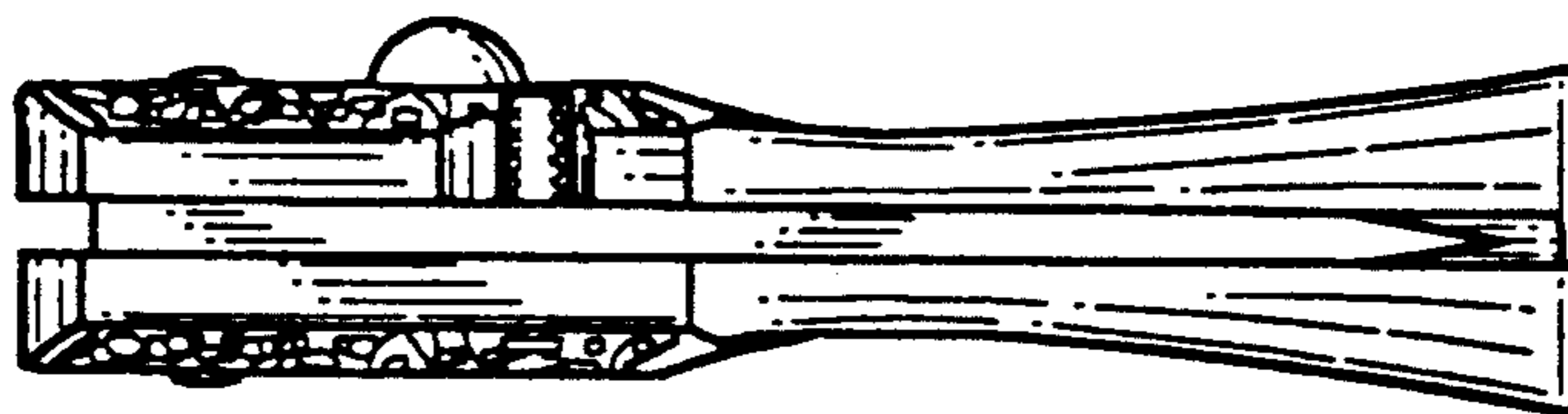


FIG. 4

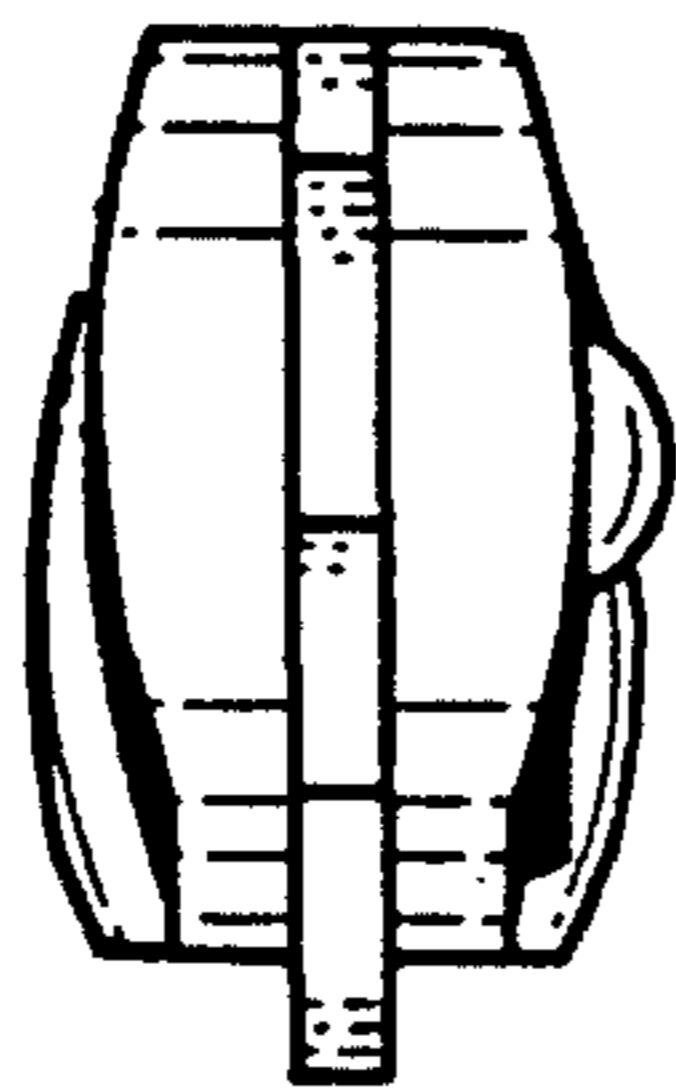


FIG. 5

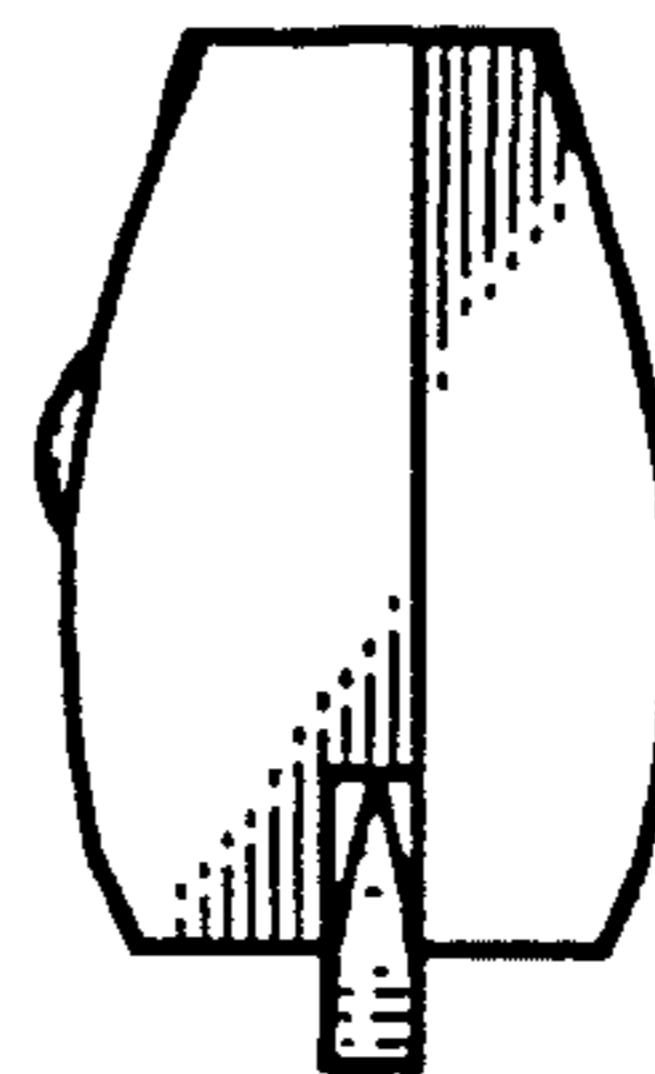


FIG. 6



FIG. 8




FIG. 7

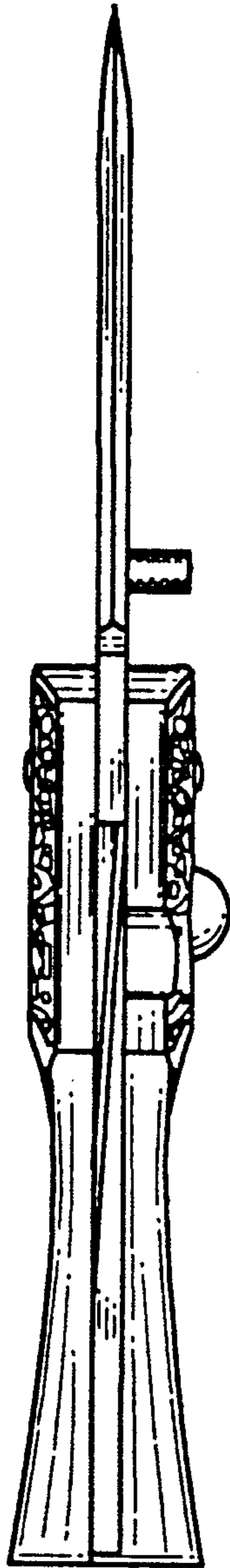


FIG. 10




FIG. 9

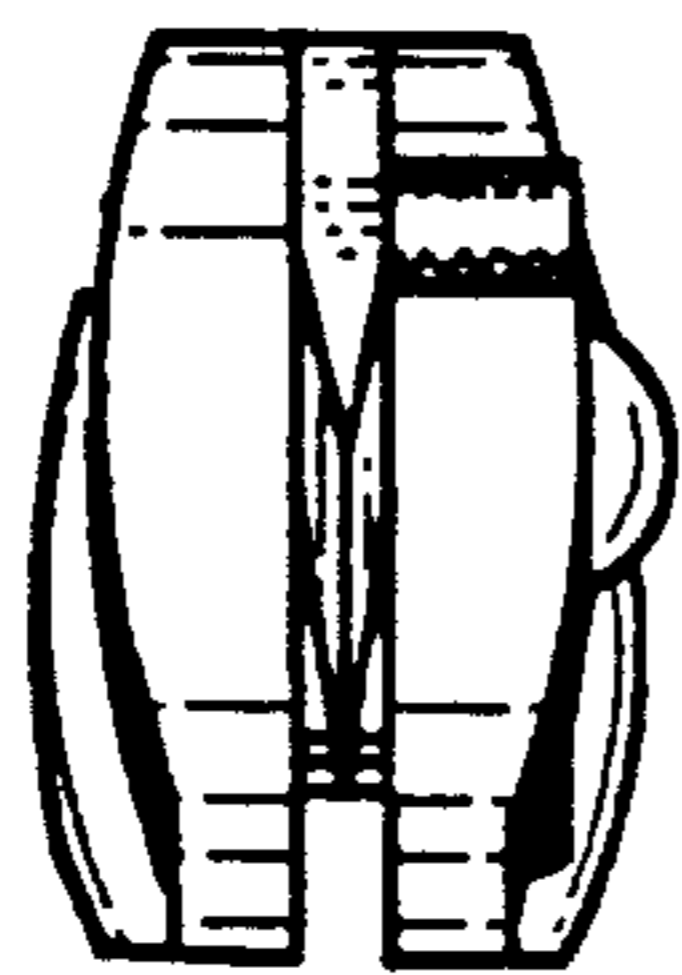


FIG. 11

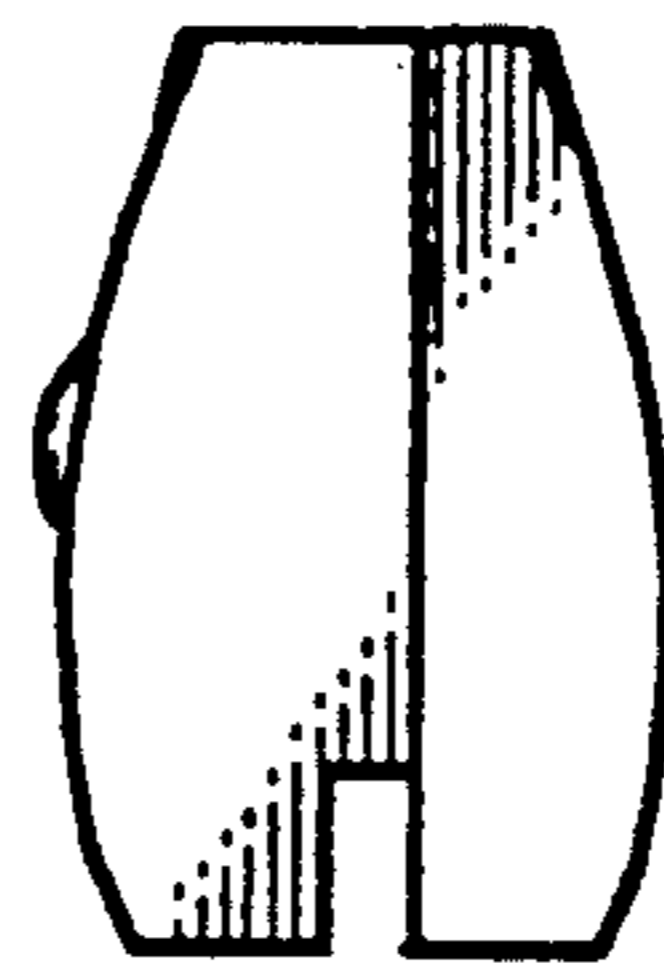


FIG. 12

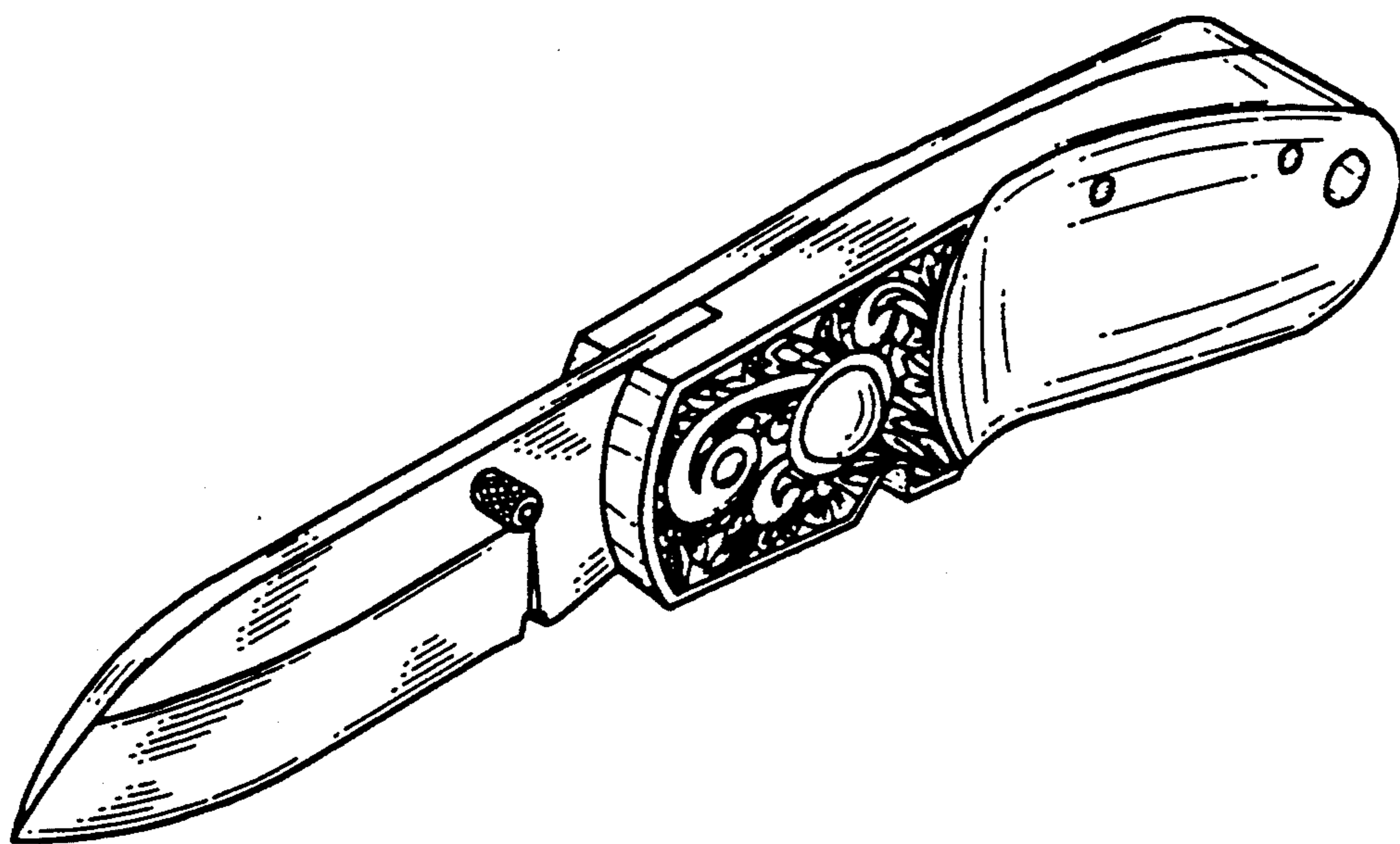


FIG. 13