



US00D347373S

# United States Patent [19]

[11] Patent Number: **Des. 347,373**

**Tsai**

[45] Date of Patent: **\*\* May 31, 1994**

[54] HANDLE FOR A SCREWDRIVER

4,372,362 2/1983 Ahn ..... 81/436

[76] Inventor: **Chien L. Tsai**, No. 19, Jen Ho Rd.,  
Nantou, Taiwan

*Primary Examiner*—Bernard Ansher

*Assistant Examiner*—Philip Hyder

*Attorney, Agent, or Firm*—Morton J. Rosenberg; David  
I. Klein

[\*\*] Term: **14 Years**

[21] Appl. No.: **2,436**

### [57] CLAIM

[22] Filed: **Dec. 8, 1992**

The ornamental design for a handle for a screwdriver,  
as shown and described.

[52] U.S. Cl. .... **D8/83; D8/107;**  
D8/DIG. 7

### DESCRIPTION


[58] Field of Search ..... **D8/82, 83, 84, 85, 87,**  
**D8/107; 81/177.1, 489, 436, 437, 439, DIG. 7;**  
**16/110 R, 116 R**

FIG. 1 is a top and front perspective view of a handle of  
a screw driver showing my new design;  
FIG. 2 is a front elevational view thereof;  
FIG. 3 is a rear elevational view thereof;  
FIG. 4 is a top plan view thereof;  
FIG. 5 is a bottom plan view thereof;  
FIG. 6 is a left side elevational view thereof;  
FIG. 7 is a right side elevational view thereof; and,  
FIG. 8 is a top and front perspective view thereof, the  
blade shown in broken lines being for illustrative pur-  
poses only and forming no part of the claimed design.

### [56] References Cited

#### U.S. PATENT DOCUMENTS

D. 42,321	3/1912	Gilbert	.....	D8/83
D. 91,875	4/1934	Haas	.....	D8/83
D. 104,083	4/1937	Zimmer	.....	D8/107
D. 259,237	5/1981	Savnik	.....	D8/83
D. 295,017	4/1988	Evenson	.....	D8/107
1,616,300	2/1927	Bido	.....	81/438






FIG.1



FIG. 4




FIG. 3




FIG. 2




FIG. 7




FIG. 6



FIG. 5




FIG. 8