



US00D347319S

United States Patent [19]

[11] Patent Number: **Des. 347,319**

Friedman

[45] Date of Patent: **** May 31, 1994**

[54] UMBRELLA HANDLE WITH RADIO

[76] Inventor: **Larry D. Friedman, 2545 Cavell Ave. North, Golden Valley, Minn. 55427**

[**] Term: **14 Years**

[21] Appl. No.: **945,354**

[22] Filed: **Sep. 14, 1992**

[52] U.S. Cl. **D3/13; D14/168**

[58] Field of Search **D3/5, 10-13; 135/15.1, 16, 25.4, 66, 910; D14/188, 191, 192, 195, 197, 168, 218**

[56] References Cited

U.S. PATENT DOCUMENTS

D. 259,486	6/1981	Vong	D14/168
D. 319,059	8/1991	Divine	D3/13 X
D. 320,600	10/1991	Yuen	D14/168
2,224,882	12/1940	Peck	135/2
2,729,220	1/1956	Smyrnov	135/16
4,867,187	9/1989	Divine	135/16
4,915,670	4/1990	Nesbit	455/344
5,029,239	7/1991	Nesbit	455/344

OTHER PUBLICATIONS

Hong Kong Magazine, "Products That Make You Laugh" (Singing in the Rain), Tradepower, Aug. 1981, p. 238.

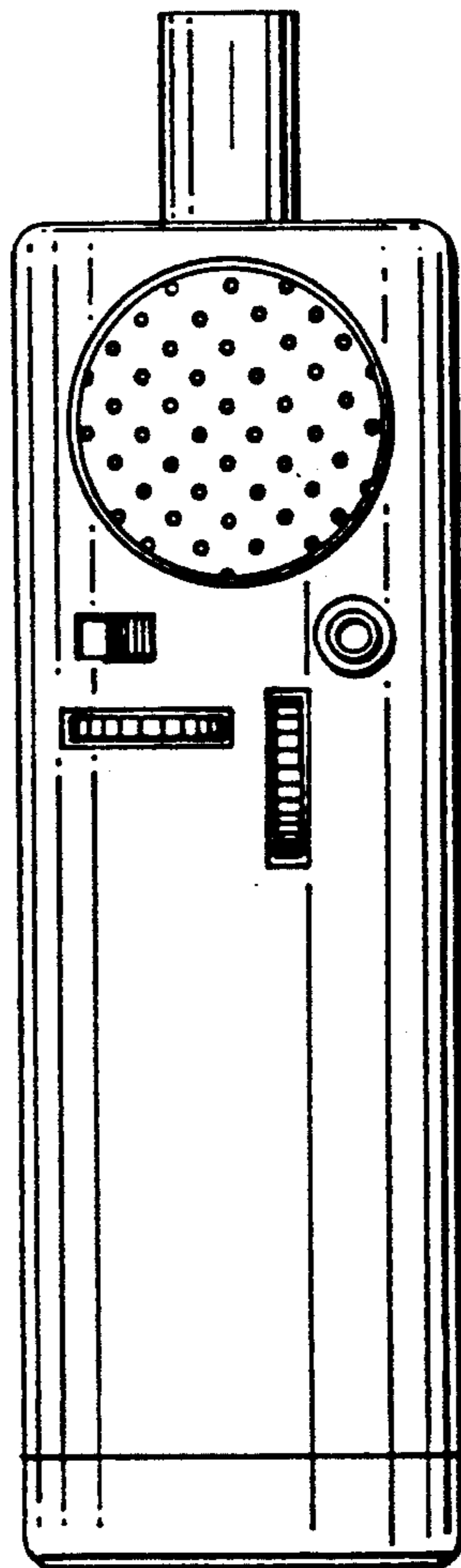
Primary Examiner—Louis S. Zarfes
Attorney, Agent, or Firm—Kinney & Lange

[57] CLAIM

The ornamental design for a umbrella handle with radio, as shown and described.

DESCRIPTION

FIG. 1 is a perspective view of a umbrella handle with radio showing my new design;
FIG. 2 is a side elevational view thereof;
FIG. 3 is a side elevational view thereof from the left as shown in FIG. 2;
FIG. 4 is a side elevational view thereof from the rear as viewed in FIG. 1;
FIG. 5 is a top plan view thereof; and,
FIG. 6 is a bottom plan view thereof.
The broken line showing of an umbrella shaft and canopy in FIG. 1 is for illustrative purposes only and forms no part of the claimed design.



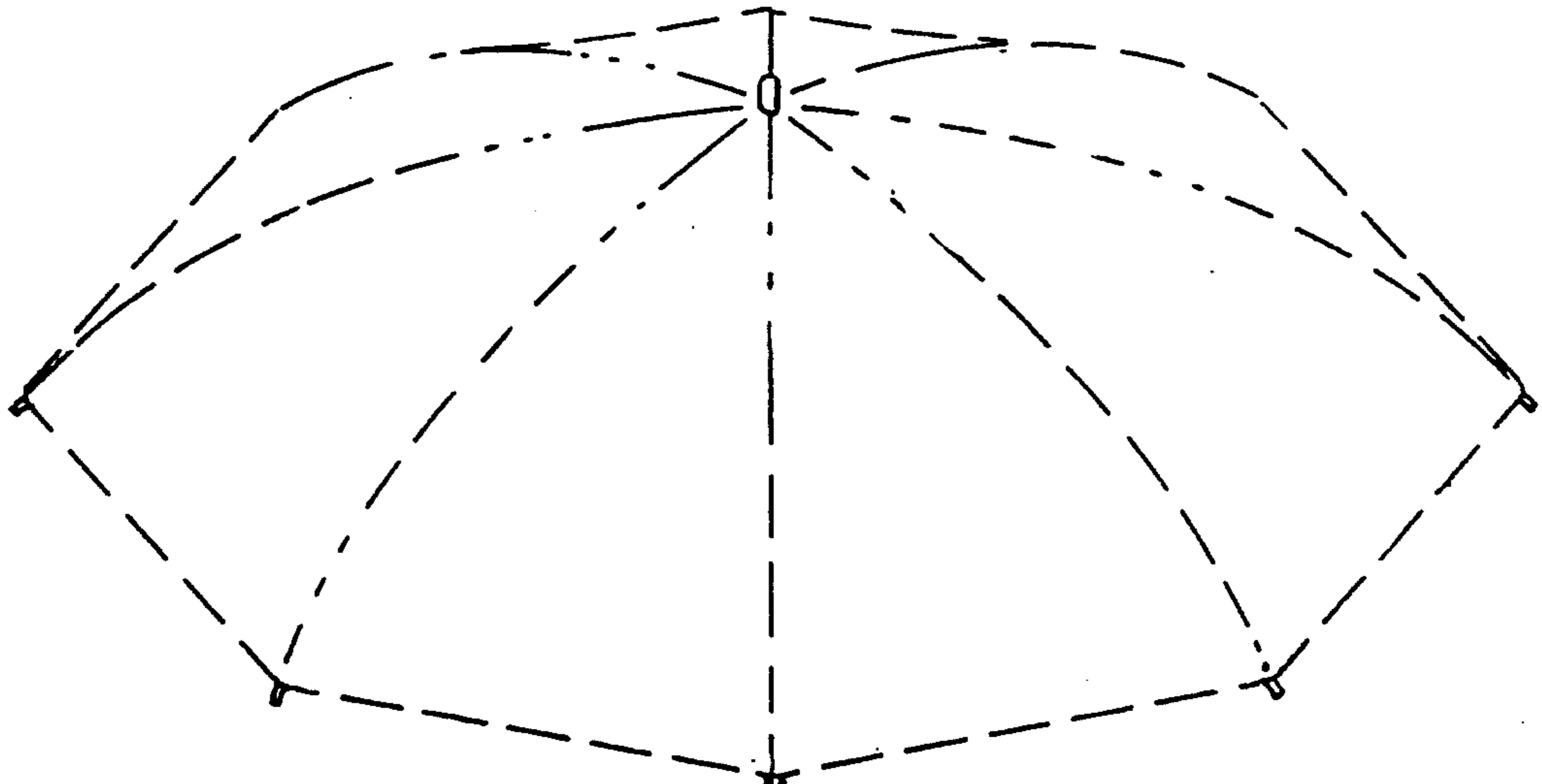


Fig. 1

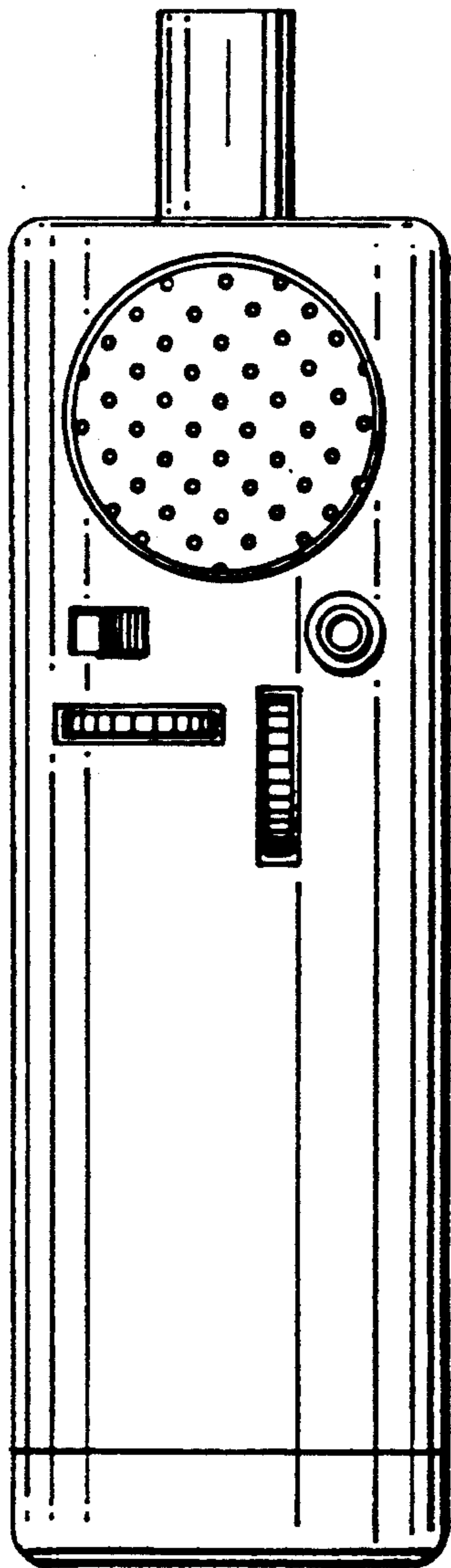


Fig. 2

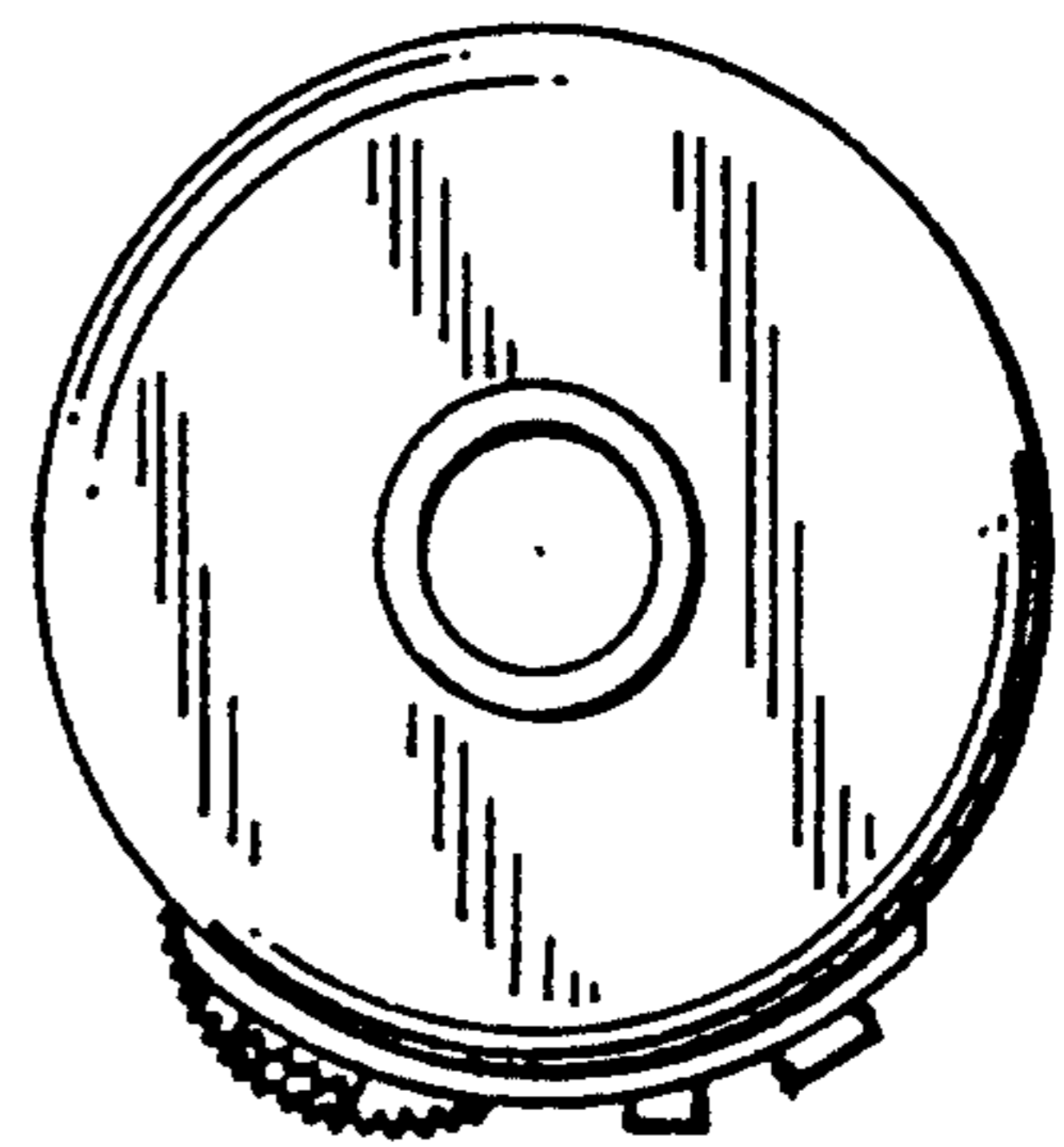


Fig. 5




Fig. 3




Fig. 4

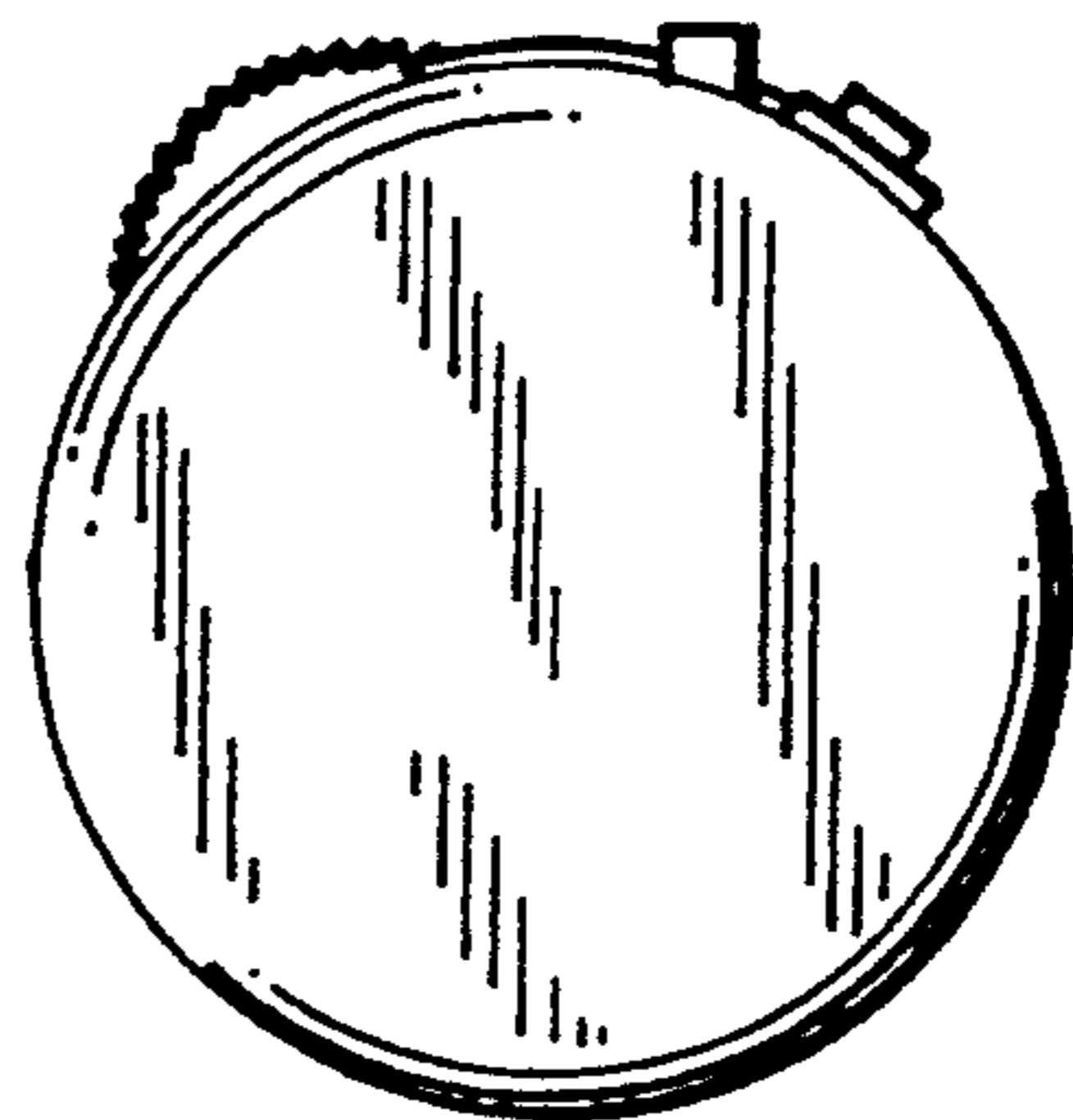


Fig. 6