



US00D347296S

United States Patent [19]

Adelman

[11] Patent Number: **Des. 347,296**

[45] Date of Patent: **** May 24, 1994**

[54] **NAIL CLIPPER WITH NAIL CLIPPINGS RECEPTACLE**

[75] Inventor: **Mark Adelman**, 2697 Sandy Plains Rd., Marietta, Ga. 30066

[73] Assignees: **Douglas Johnson**, a Georgia general partnership; **Mark Adelman**, both of Marietta, Ga.

[**] Term: **14 Years**

[21] Appl. No.: **2,738**

[22] Filed: **Dec. 18, 1992**

[52] U.S. Cl. **D28/60**

[58] Field of Search 30/26, 28; 132/23, 75.5; D28/58, 60, 62

[56] **References Cited**

U.S. PATENT DOCUMENTS

D. 198,660	7/1964	Britton	D28/60
D. 309,038	7/1990	Ladora	D28/60
D. 317,515	6/1991	Miller et al.	D28/60
2,887,773	5/1959	Killen	30/28
3,180,025	4/1965	Tsunemi	30/28
3,188,737	6/1965	Chase	30/28

3,744,131	7/1973	Manes .	
3,855,698	12/1974	Crosby .	
3,986,257	10/1976	Kiura .	
4,550,496	11/1985	Reinicke .	
4,574,475	3/1986	Lee .	
4,602,430	7/1986	Allen, Jr. .	
4,614,031	9/1986	Chen .	
4,776,090	10/1988	Grassi	30/28
4,996,771	3/1991	Williams .	
5,074,041	12/1991	Wagner .	

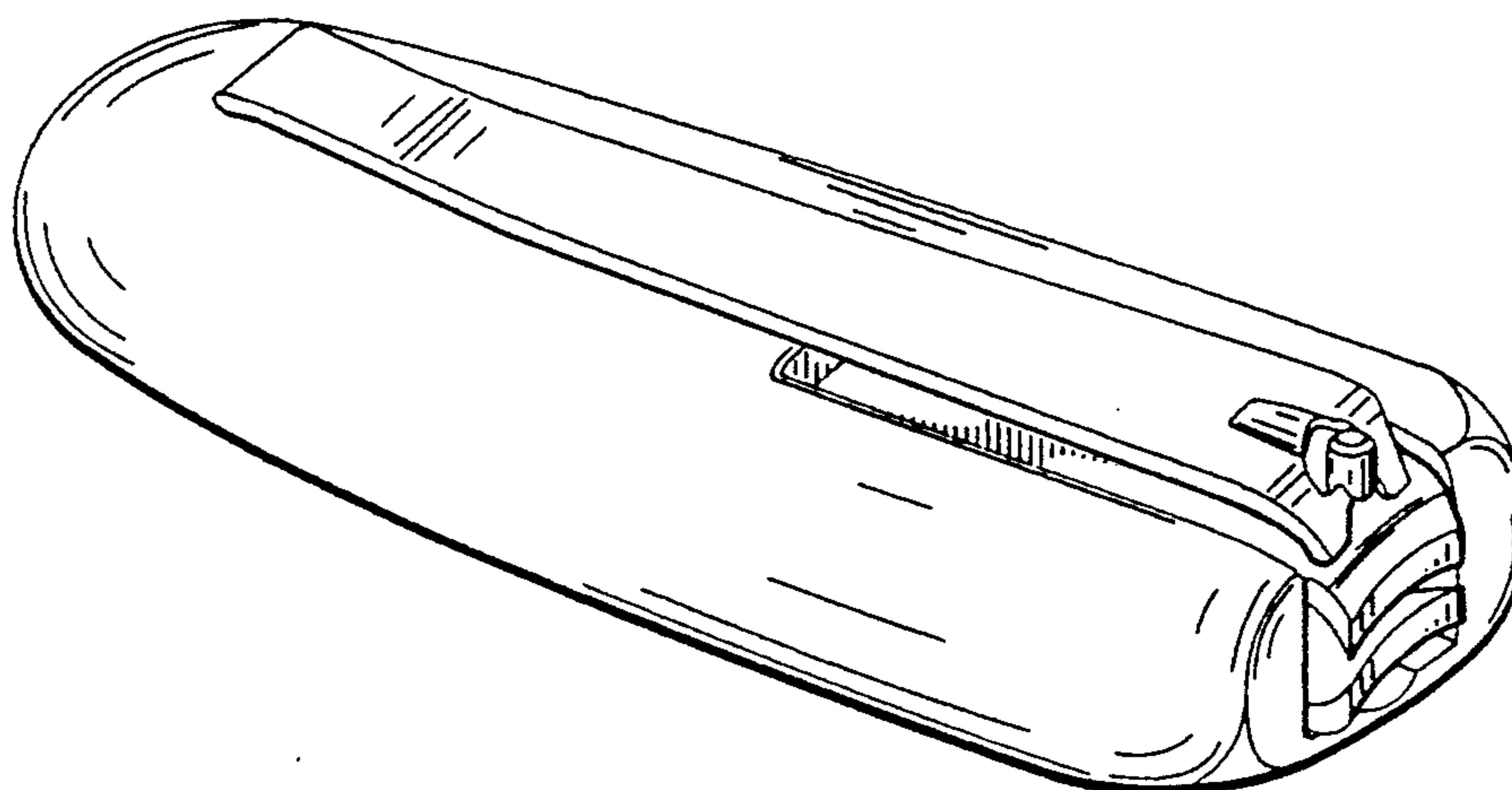
Primary Examiner—B. J. Bullock
Attorney, Agent, or Firm—James A. Hinkle

[57] **CLAIM**

The ornamental design for a nail clipper with nail clippings receptacle, as shown and described.

DESCRIPTION

FIG. 1 is a perspective view of a nail clipper with nail clippings receptacle showing my new design; FIG. 2 is a front elevational view thereof; FIG. 3 is a rear elevational view thereof; FIG. 4 is a side elevational view thereof, the opposite side being a mirror image; FIG. 5 is a top plan view thereof; and, FIG. 6 is a bottom plan view thereof.



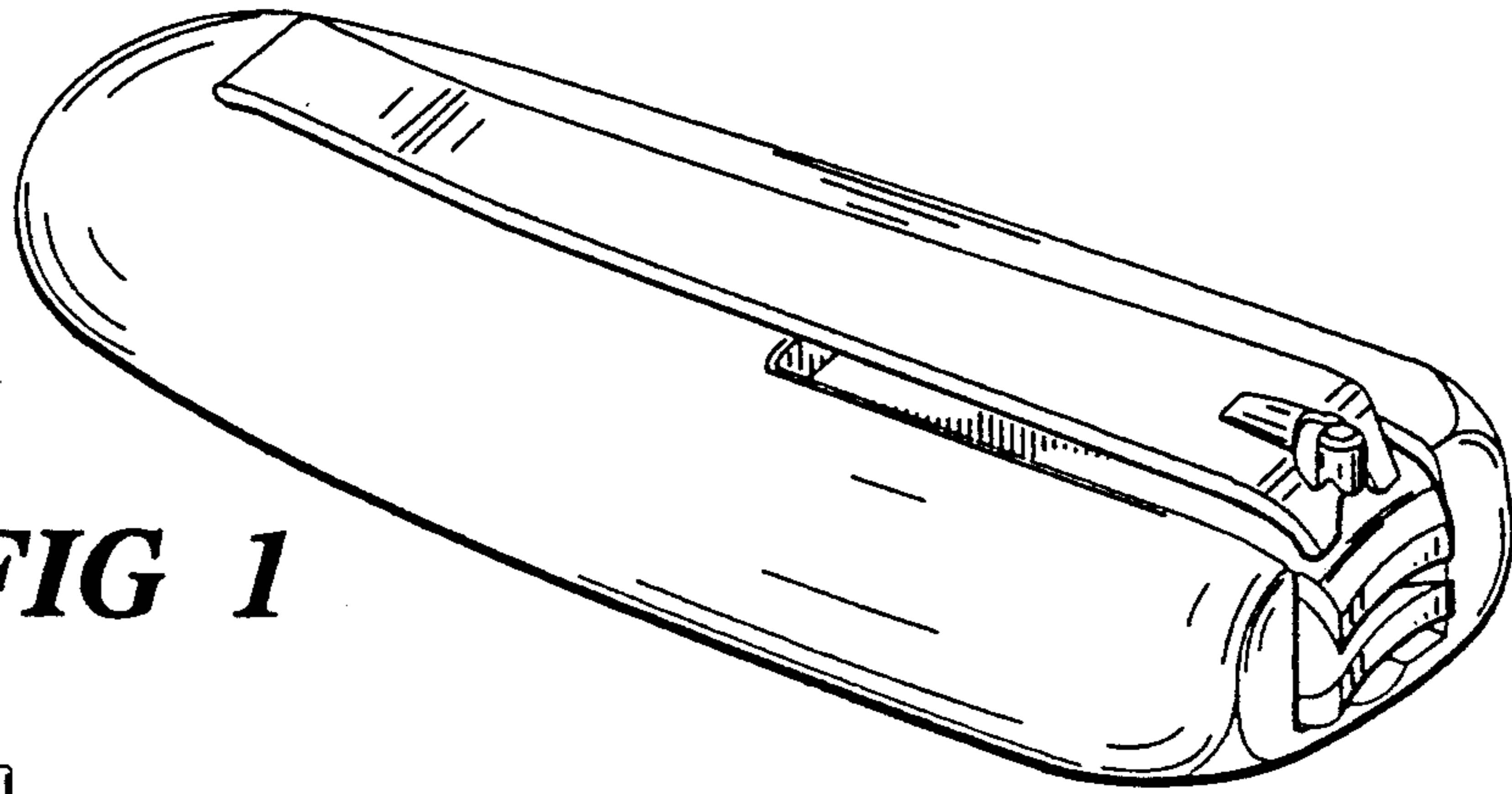


FIG 1




FIG 2

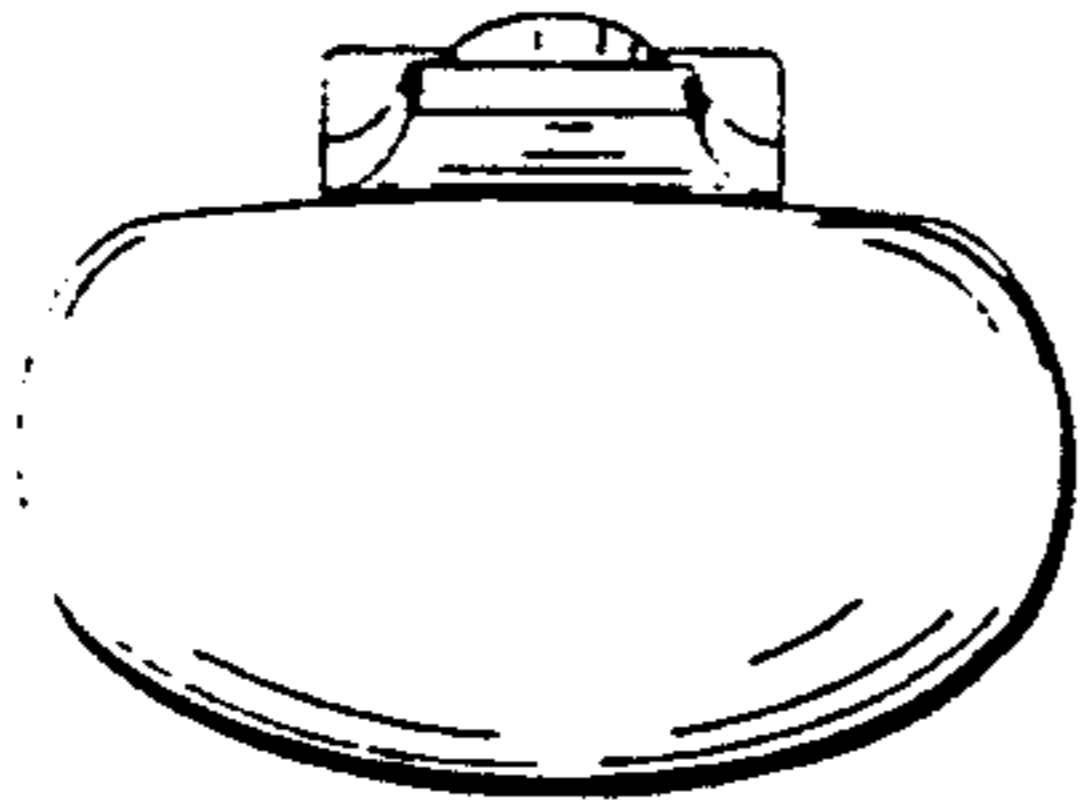


FIG 3




FIG 4

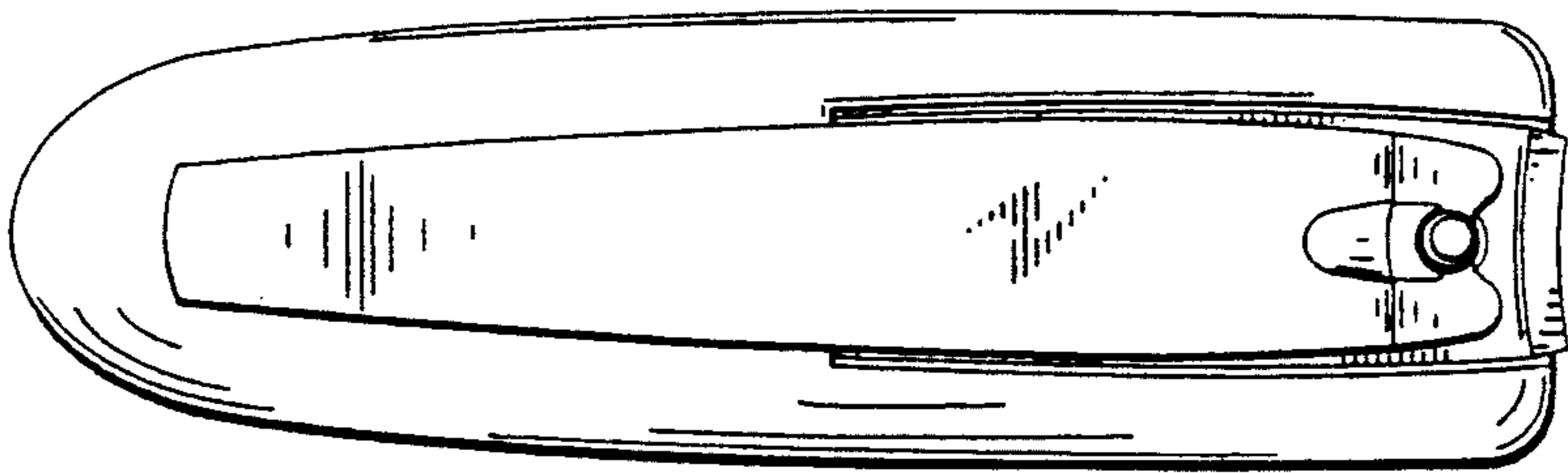


FIG 5




FIG 6