



US00D347228S

United States Patent [19]

[11] Patent Number: **Des. 347,228**

Cox

[45] Date of Patent: **** May 24, 1994**

[54] TELEPHONE DUAL EARPIECE

[76] Inventor: **Daryl R. Cox**, 3305 W. Spring Mt. Rd. Ste. 60, Las Vegas, Nev. 89102

[**] Term: **14 Years**

[21] Appl. No.: **909,462**

[22] Filed: **Jul. 6, 1992**

[52] U.S. Cl. **D14/243**

[58] Field of Search 379/443, 444, 432, 450, 379/454, 457, 447; 181/20, 175, 152, 242; 381/454; D14/140, 147, 247, 242, 243, 240, 249, 221, 256

D. 326,090 5/1992 Kikuchi et al. D14/147 X
 2,620,891 12/1952 Heap 379/447 X
 3,301,955 1/1967 Clements, Jr. 379/443
 4,175,217 11/1979 Williams D14/147 X
 4,905,276 2/1990 Catey et al. 379/444 X
 5,034,979 7/1991 Erickson D14/249 X

Primary Examiner—Wallace R. Burke
Assistant Examiner—Freda S. Nunn
Attorney, Agent, or Firm—Frank C. Price

[57] CLAIM

The ornamental design for a telephone dual earpiece, as shown and described.

DESCRIPTION

FIG. 1 is a front elevational view of a telephone dual earpiece showing my new design, the rear elevational view being identical in appearance;
 FIG. 2 is a bottom plan view thereof; and,
 FIG. 3 is a bottom end and front perspective view thereof.

[56] **References Cited**
U.S. PATENT DOCUMENTS

D. 287,127 12/1986 Yuen D14/243
 D. 299,457 1/1989 Behnk D14/242
 D. 305,027 12/1989 Catey et al. D14/249
 D. 312,256 11/1990 Blomberg D14/147

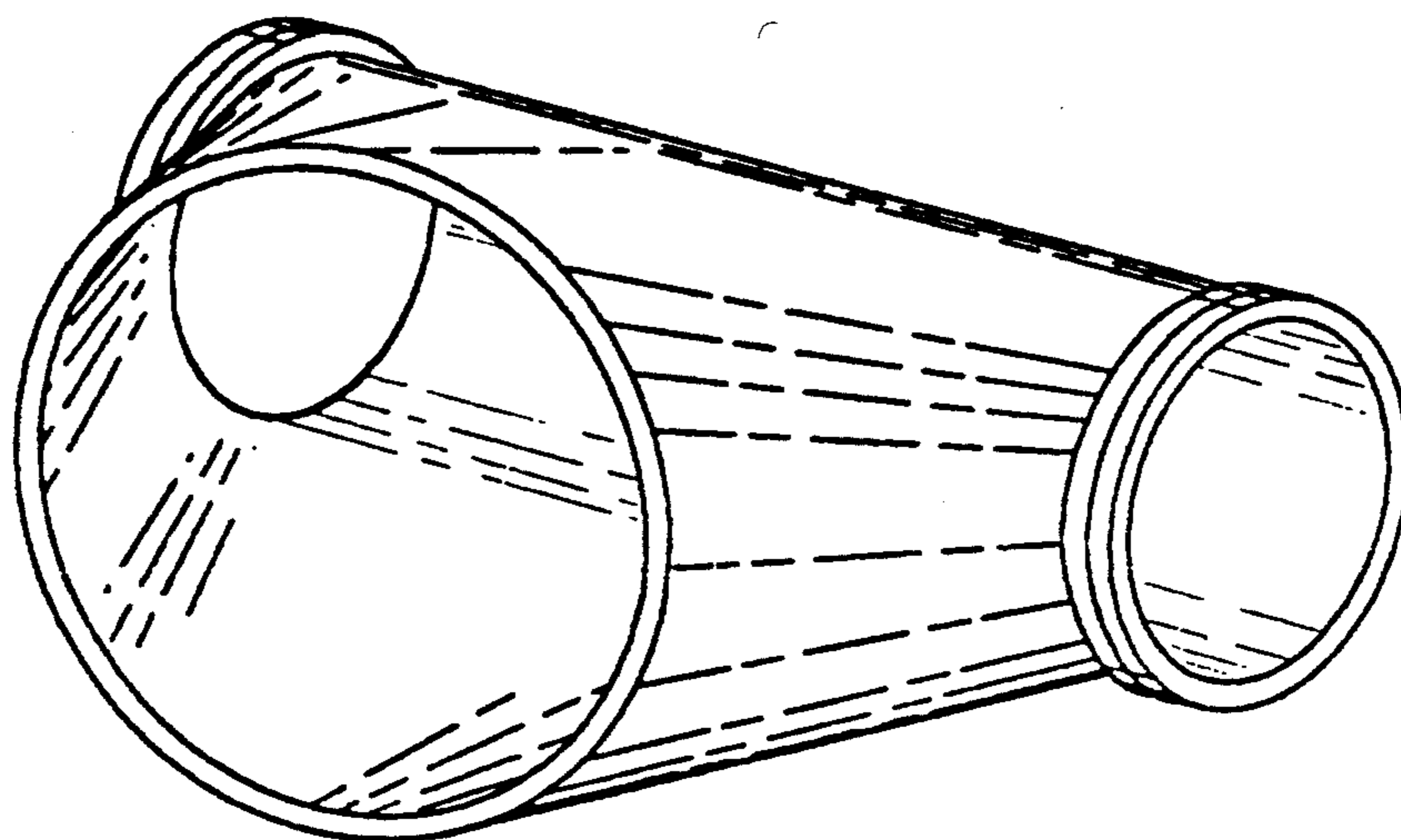
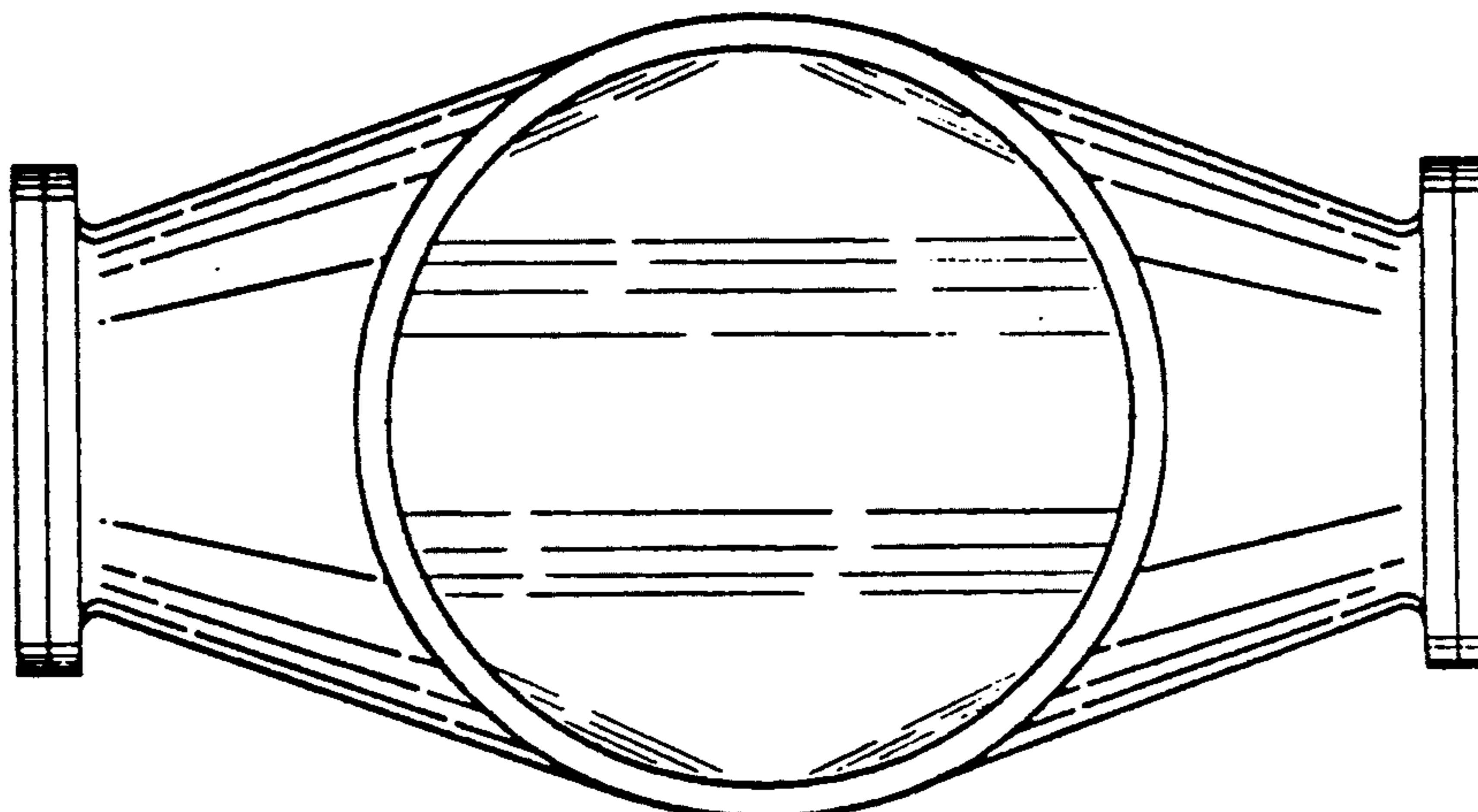


FIG 1

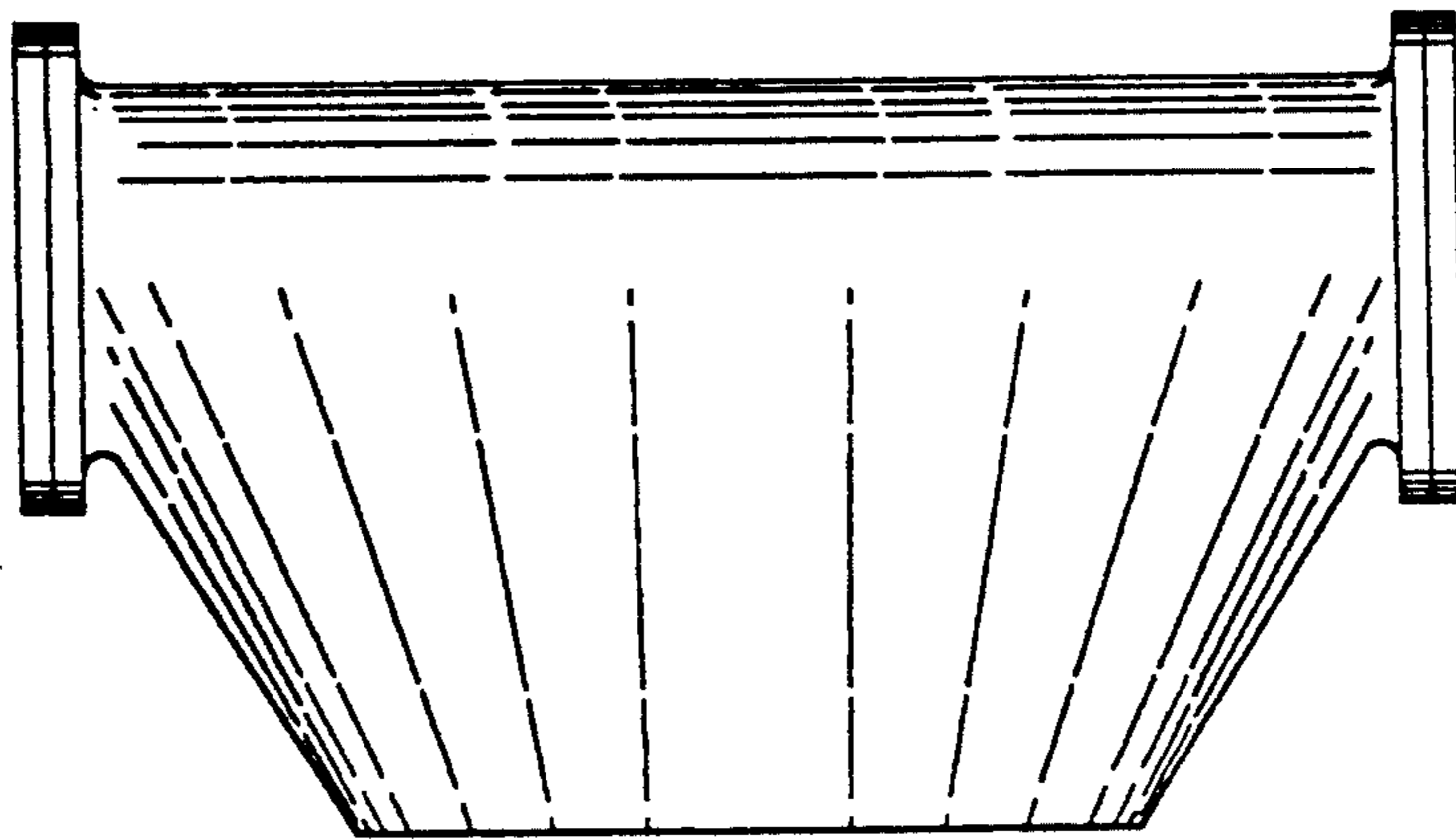


FIG 2

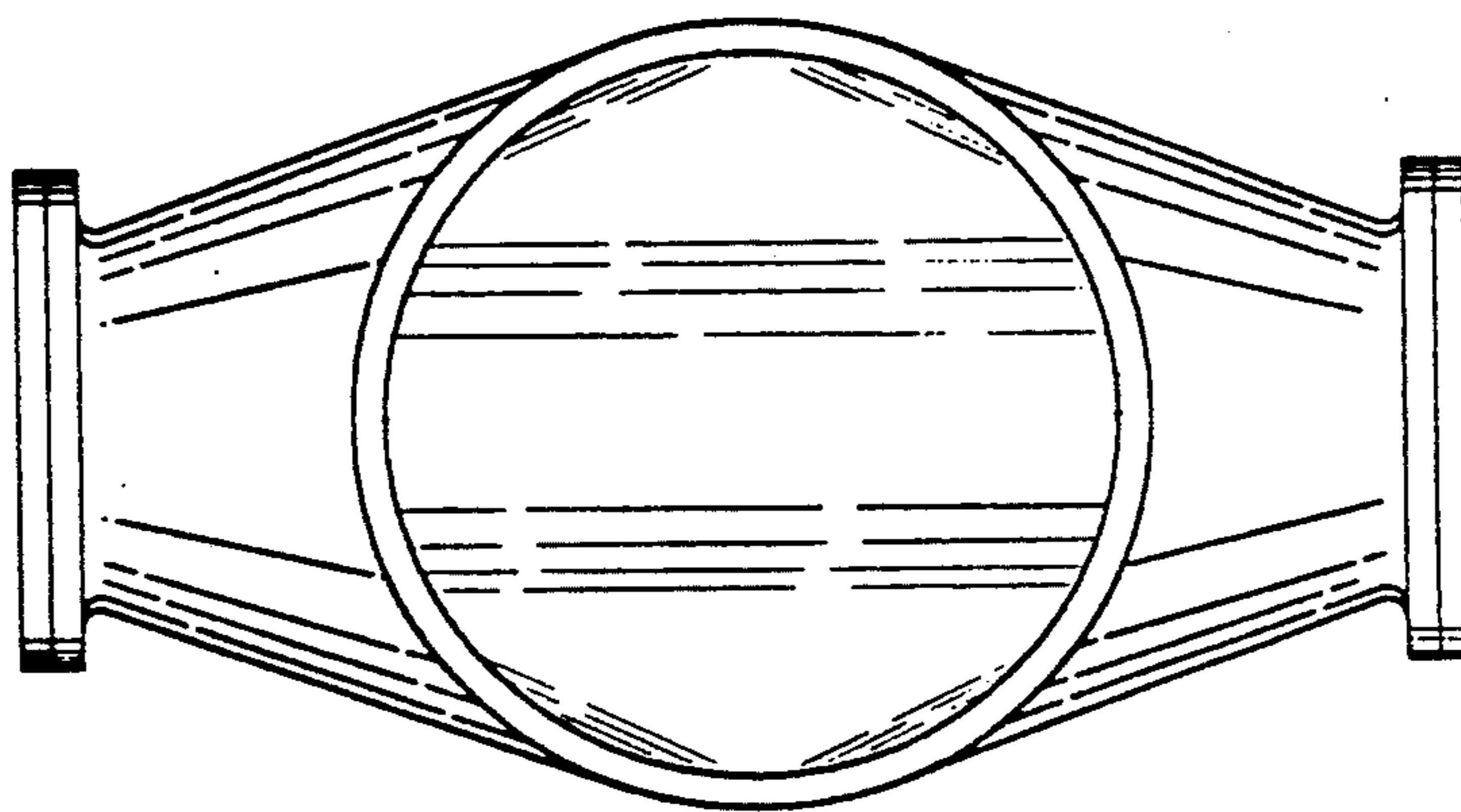


FIG 3

