



US00D347214S

United States Patent [19]

[11] Patent Number: **Des. 347,214**

You-Chi

[45] Date of Patent: **** May 24, 1994**

[54] **NOTEBOOK COMPUTER**

D. 337,996 8/1993 Lin D14/106
D. 338,660 8/1993 Youens et al. D14/106

[75] Inventor: **Liu You-Chi, Taipei, Taiwan**

Primary Examiner—Wallace R. Burke
Assistant Examiner—Freda S. Nunn
Attorney, Agent, or Firm—Browdy and Neimark

[73] Assignee: **Sunrex Technology Corp., Taichung, Taiwan**

[**] Term: **14 Years**

[57] **CLAIM**

[21] Appl. No.: **912,627**

The ornamental design for notebook computer, as shown and described.

[22] Filed: **Jul. 8, 1992**

[52] U.S. Cl. **D14/106**

[58] Field of Search 340/700, 706; 341/22, 341/23; 364/708, 709.04; 361/390, 395; 235/145 A, 145 R; D14/100, 101, 106, 113, 115; D18/1, 7, 11, 12

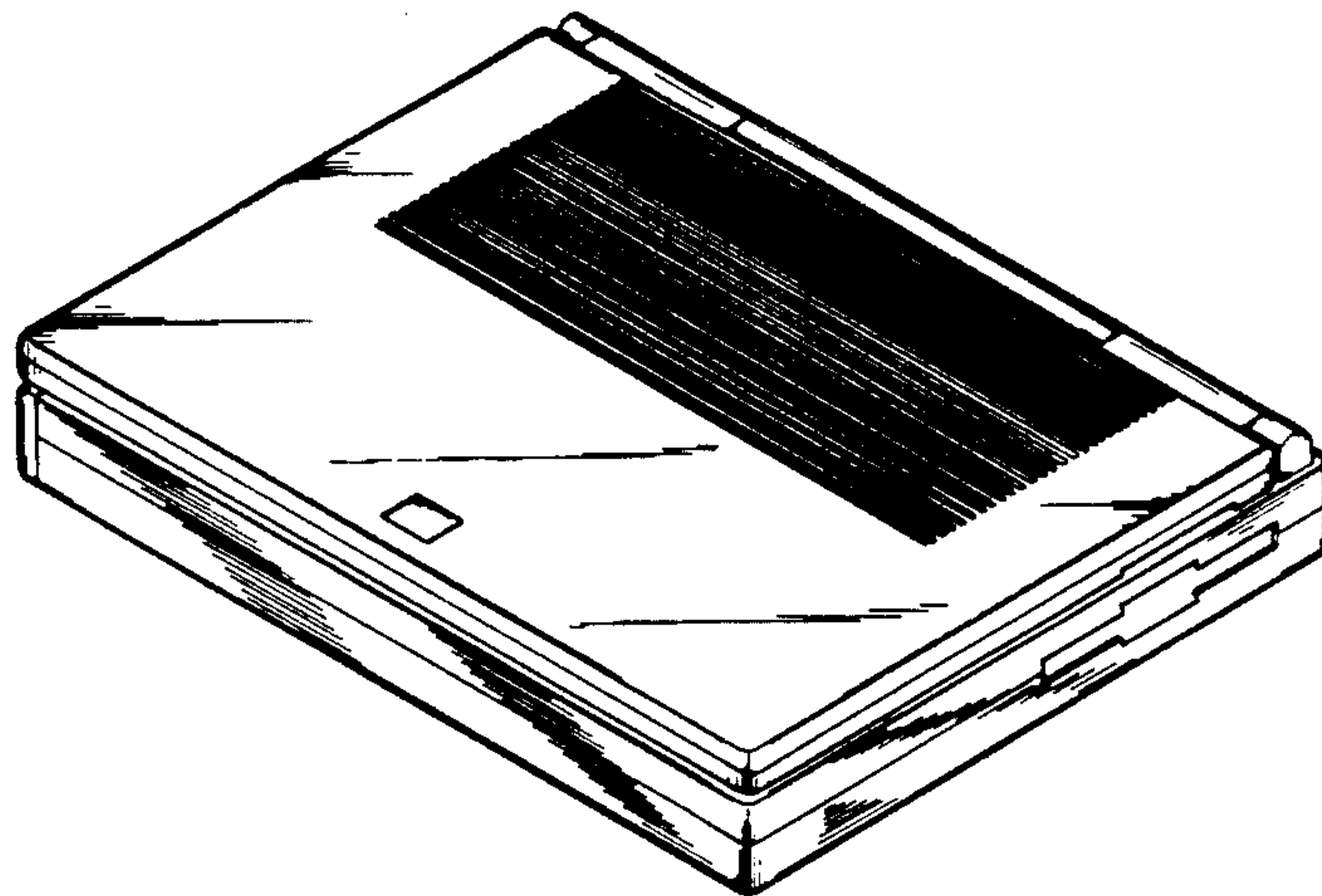
DESCRIPTION

[56] **References Cited**

U.S. PATENT DOCUMENTS

D. 312,822 12/1990 Watabe et al. D14/106
D. 316,545 4/1991 Esslinger et al. D14/106
D. 332,782 1/1993 Kikuchi et al. D14/106
D. 336,465 6/1993 Kim D14/106

FIG. 1 is a slightly reduced top front and right side perspective view of a notebook computer showing my new design;
FIG. 2 is a front elevational view thereof;
FIG. 3 is a rear elevational view thereof;
FIG. 4 is a left side elevational view thereof;
FIG. 5 is a right side elevational view thereof;
FIG. 6 is a top plan view thereof;
FIG. 7 is a bottom plan view thereof; and,
FIG. 8 is a reduced perspective view thereof shown in an operable position.



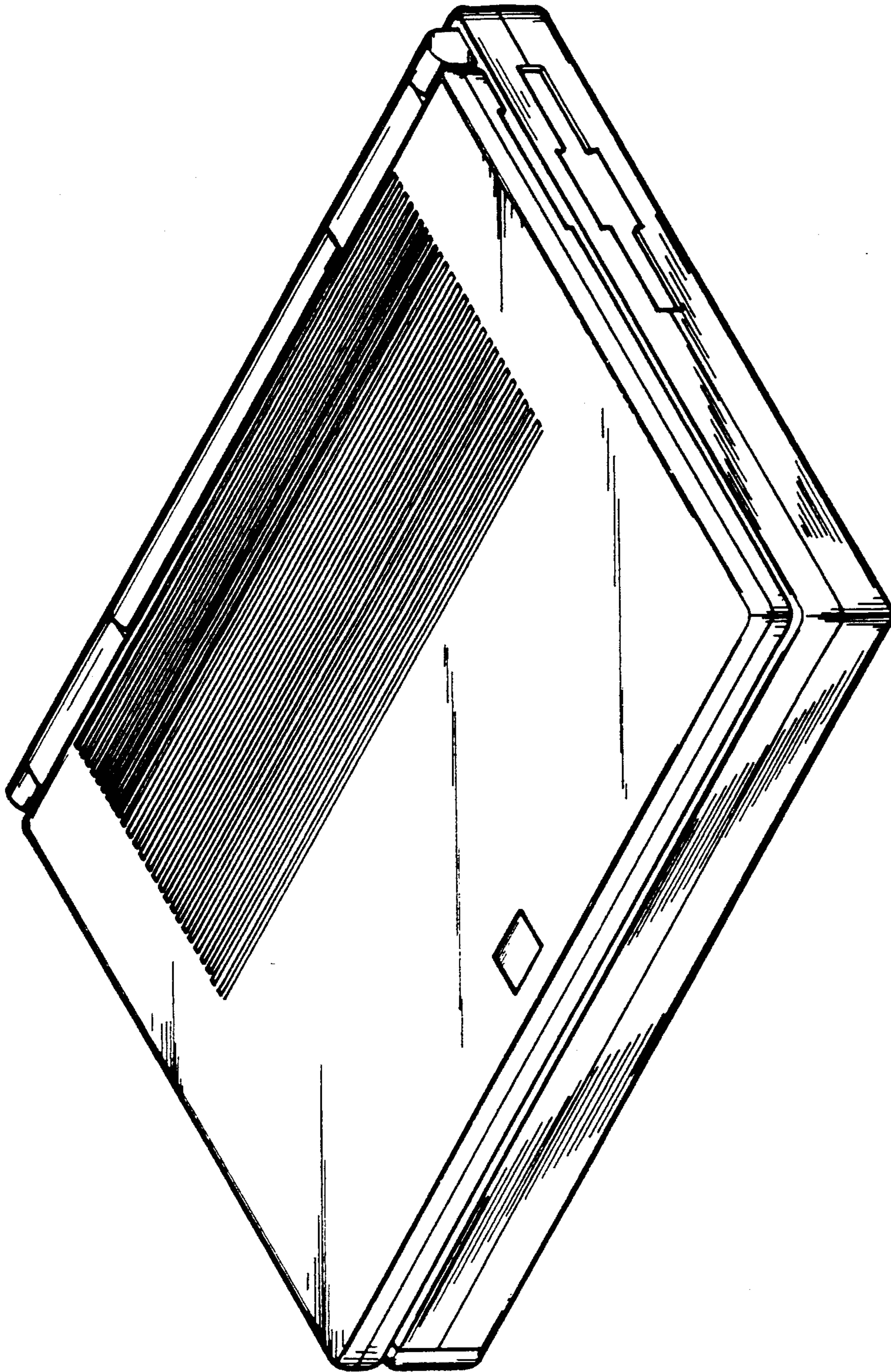


FIG. 1




FIG. 2



FIG. 3




FIG. 4




FIG. 5




FIG. 6




FIG. 7

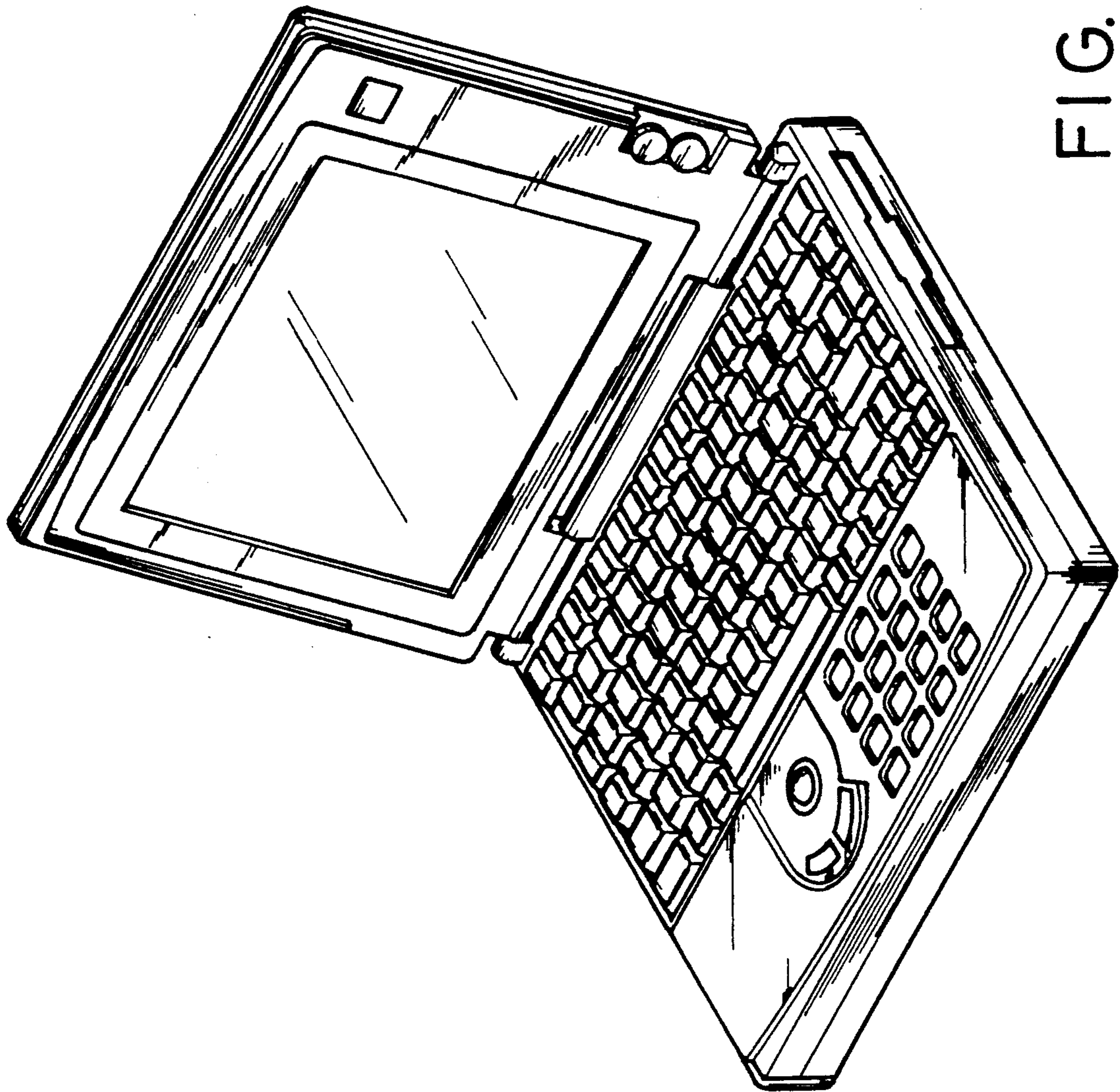


FIG. 8