



US00D347205S

# United States Patent [19]

[11] Patent Number: **Des. 347,205**

Huisman

[45] Date of Patent: **\*\* May 24, 1994**

## [54] AUTOMOTIVE LIGHT BAR

[76] Inventor: **George Huisman**, 2408 Pontiac Trail, Walled Lake, Mich. 48390

[\*\*] Term: **14 Years**

[21] Appl. No.: **821,980**

[22] Filed: **Jan. 15, 1992**

[52] U.S. Cl. .... **D1/222**

[58] Field of Search ..... 362/61, 80, 80.1, 83, 362/83.3; 280/756; 296/99.1, 1.1, 102; D26/28-36; D12/156, 181

## [56] References Cited

### U.S. PATENT DOCUMENTS

D. 290,455	6/1987	Konen et al. ....	D26/34 X
D. 305,529	1/1990	Milby et al. ....	D12/156
4,515,393	5/1985	Sauter .....	362/61

## OTHER PUBLICATIONS

J. C. Whitney Auto Accessories Catalog, p. 46, Aerodynamic Light Bar.




*Primary Examiner*—Susan J. Lucas  
*Attorney, Agent, or Firm*—Brooks & Kushman

## [57] CLAIM

The ornamental design for an automotive light bar, as shown and described.

## DESCRIPTION

FIG. 1 is a perspective view of an automotive light bar showing my new design; FIG. 2 is a top plan view of an automotive light bar; FIG. 3 is a front view of an automotive light bar; FIG. 4 is a rear view of an automotive light bar; FIG. 5 is a left side elevational view of an automotive light bar, the right side is a mirror image thereof; and, FIG. 6 is a bottom plan view of an automotive light bar. The automobile is shown in broken lines in FIG. 1 for illustrative purposes only and forms no part of the claimed design.



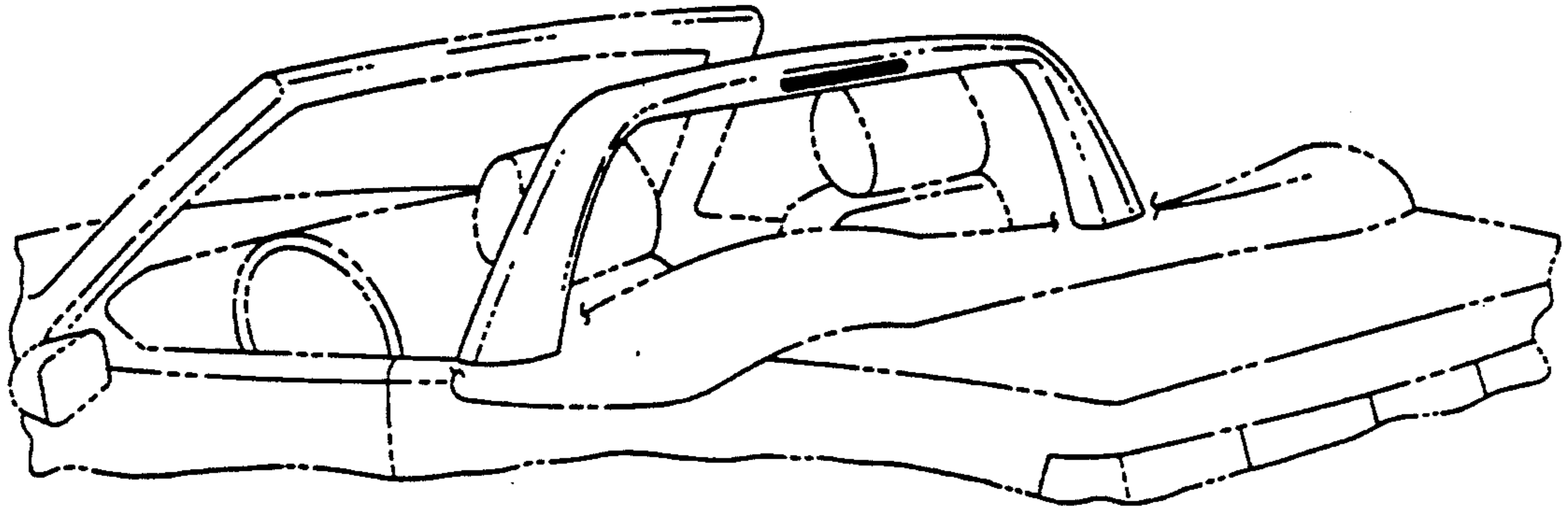


FIG. 1




FIG. 2



FIG. 3




FIG. 4




FIG. 5



FIG. 6