



US00D347186S

# United States Patent [19]

Caval et al.

[11] Patent Number: **Des. 347,186**

[45] Date of Patent: **\*\* May 24, 1994**

[54] **CONCRETE FENCE**

[76] Inventors: **Puiu Caval; Gina Caval**, both of 451 Quincy St., Twin Falls, Id. 83301

[\*\*] Term: **14 Years**

[21] Appl. No.: **878,027**

[22] Filed: **May 4, 1992**

[52] U.S. Cl. .... **D25/38**

[58] Field of Search ..... 256/19, 20, 24, 73, 256/25; D25/38-39, 42-46

4,529,174 7/1985 Pickett ..... 256/25  
4,722,514 2/1988 Pettit ..... 256/19

*Primary Examiner*—A. Hugo Word  
*Assistant Examiner*—Doris Clark  
*Attorney, Agent, or Firm*—S. Michael Bender

## [57] CLAIM

The ornamental design for a concrete fence, as shown and described.

## DESCRIPTION

FIG. 1 is a front elevational view of the concrete fence showing our new design;  
FIG. 2 is a rear elevational view thereof;  
FIG. 3 is a left side elevational view thereof;  
FIG. 4 is a right side elevational view thereof;  
FIG. 5 is a top plan view thereof;  
FIG. 6 is a bottom plan view thereof; and,  
FIG. 7 is an exploded view thereof.

## [56] References Cited

### U.S. PATENT DOCUMENTS

D. 40,667	4/1910	Luten	.....	D25/38
264,882	9/1882	Johnston	.....	256/73
1,045,519	11/1912	Conzelman	.....	D25/44
1,714,949	5/1929	Collier et al.	.....	256/19
3,454,262	7/1969	Romano	.....	256/19




FIG. 1


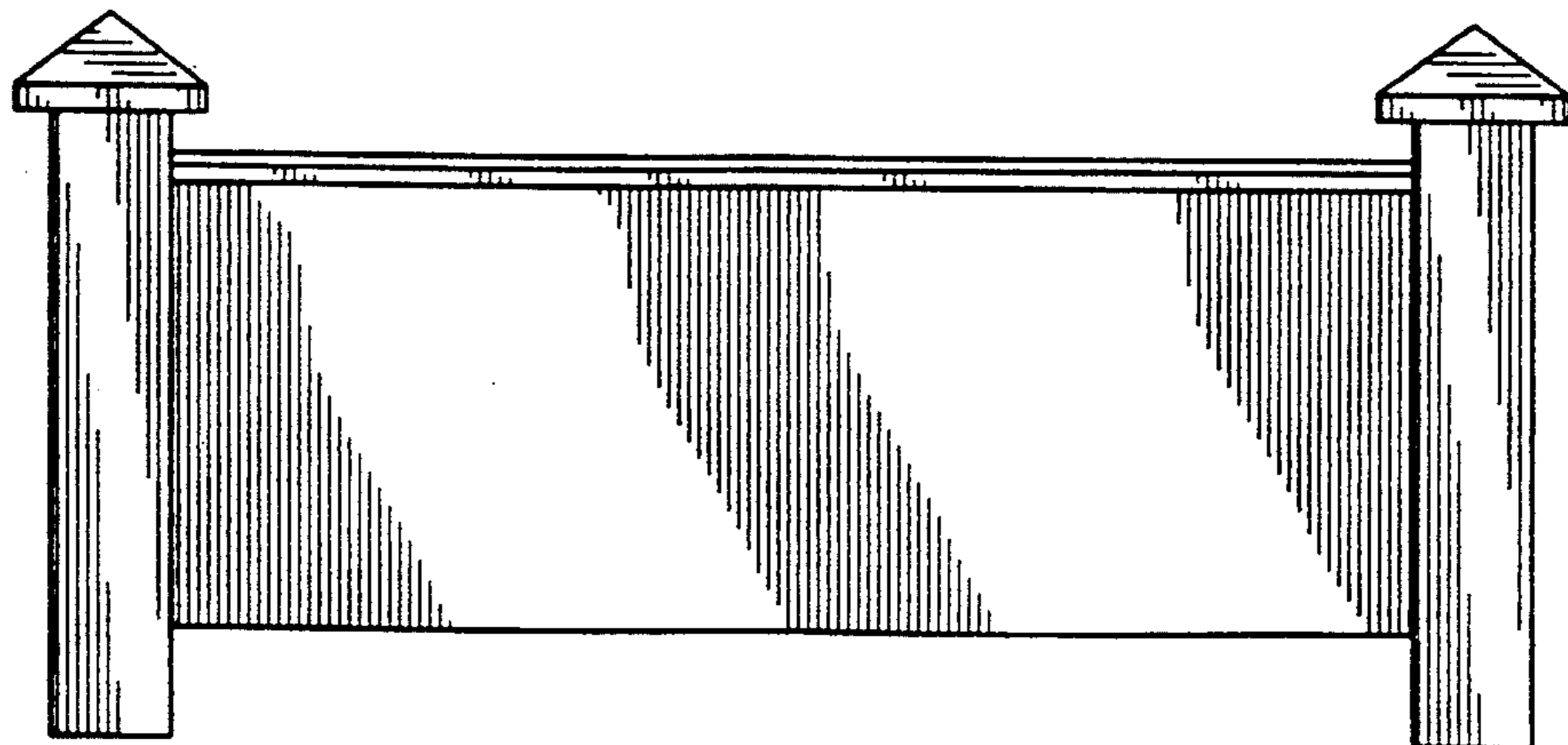



FIG. 2



*FIG. 3*



*FIG. 4*




FIG. 5




FIG. 6

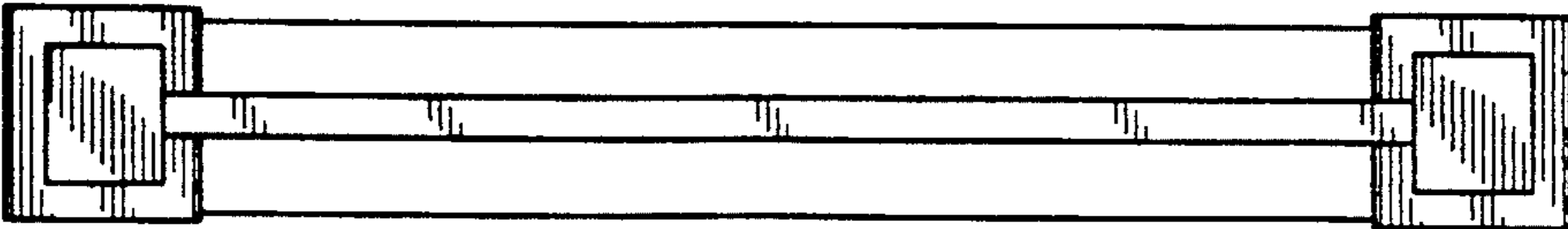


FIG. 7

