



US00D347181S

**United States Patent** [19]  
**Godinger**

[11] **Patent Number: Des. 347,181**

[45] **Date of Patent: \*\* May 24, 1994**

[54] **CLOCK**

[75] **Inventor: Arnold Godinger, Brooklyn, N.Y.**

[73] **Assignee: Godinger Silver Art Co., Ltd., New York, N.Y.**

[\*\*] **Term: 14 Years**

[21] **Appl. No.: 900,106**

[22] **Filed: Jun. 17, 1992**

[52] **U.S. Cl. .... D10/28; D10/29**

[58] **Field of Search ..... 368/276, 277, 285; D10/1-40, 122-132**

Clock, Godinger's Model No. 2654 as of May 1, 1991 (or before).

*Home Furnishings Daily*-Jan. 16, 1989 p. 114, Clock at Bottom-Right.

*Home Furnishings Daily*-Dec. 7, 1987-p. 74-Clock at Top-Left.

*Hong Kong Enterprise*-Jun. 1990-p. 119-Clock at Bottom-Second from Left.

*Primary Examiner*-Nelson C. Holtje

*Attorney, Agent, or Firm*-Cohen, Pontani, Lieberman, Pavane

[57] **CLAIM**

The ornamental design for a clock, as shown and described.

[56] **References Cited**

**U.S. PATENT DOCUMENTS**

D. 10,857	10/1878	Frisbie	.....	D10/28 X
D. 158,602	5/1950	Nelson	.....	D10/6
D. 182,876	5/1958	Bruce	.....	D10/25
D. 281,956	12/1985	Nicolino	.....	D10/26
D. 326,417	5/1992	Aikawa	.....	D10/26

**OTHER PUBLICATIONS**

Copy of picture of Applicant's Crystal Grandfather

**DESCRIPTION**

FIG. 1 is a front view of a clock showing my new design;


FIG. 2 is a top view thereof;

FIG. 3 is a side view taken from the left side of FIG. 1;


FIG. 4 is a side view taken from the right side of FIG. 1;

FIG. 5 is a rear view thereof; and,

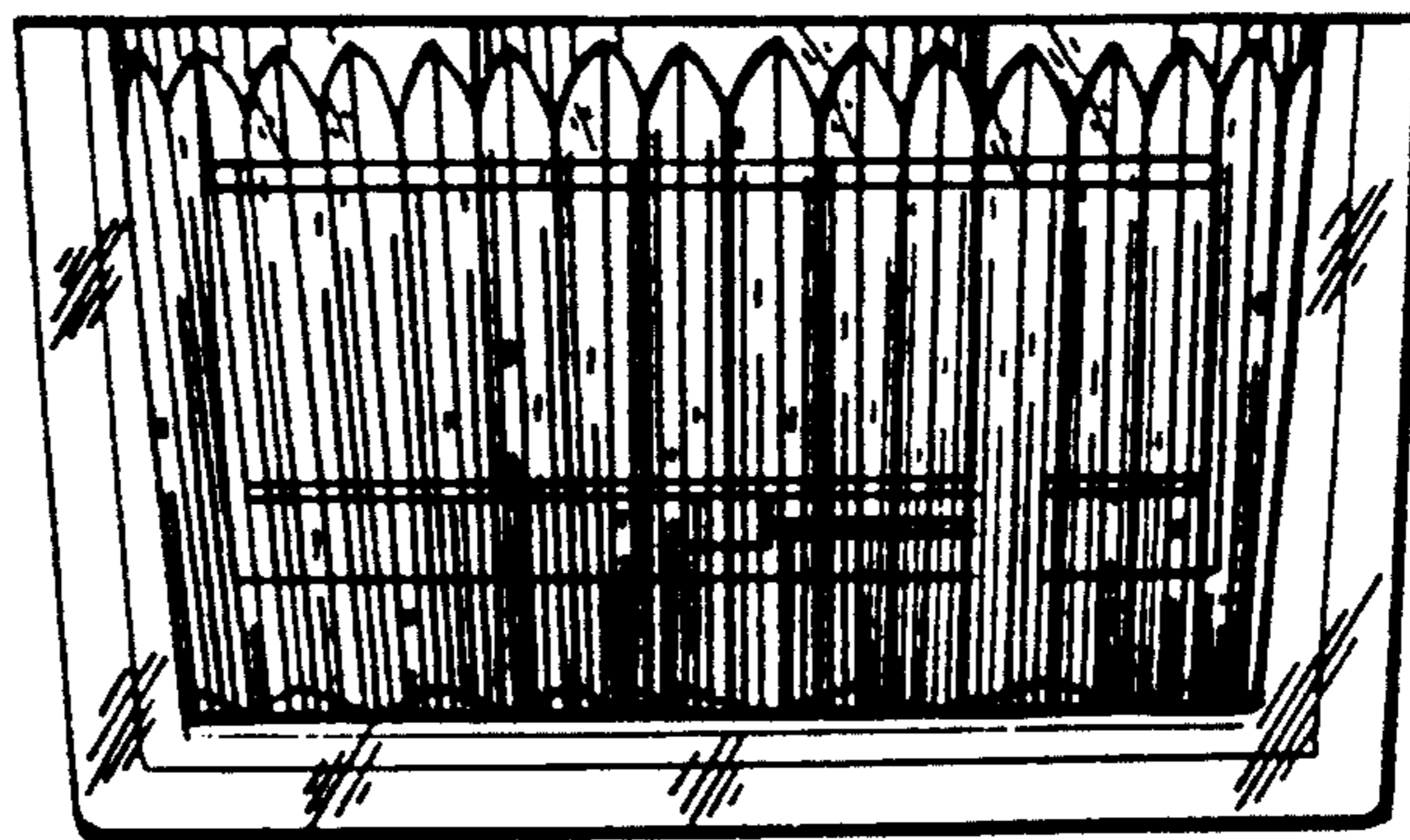
FIG. 6 is a bottom view thereof.



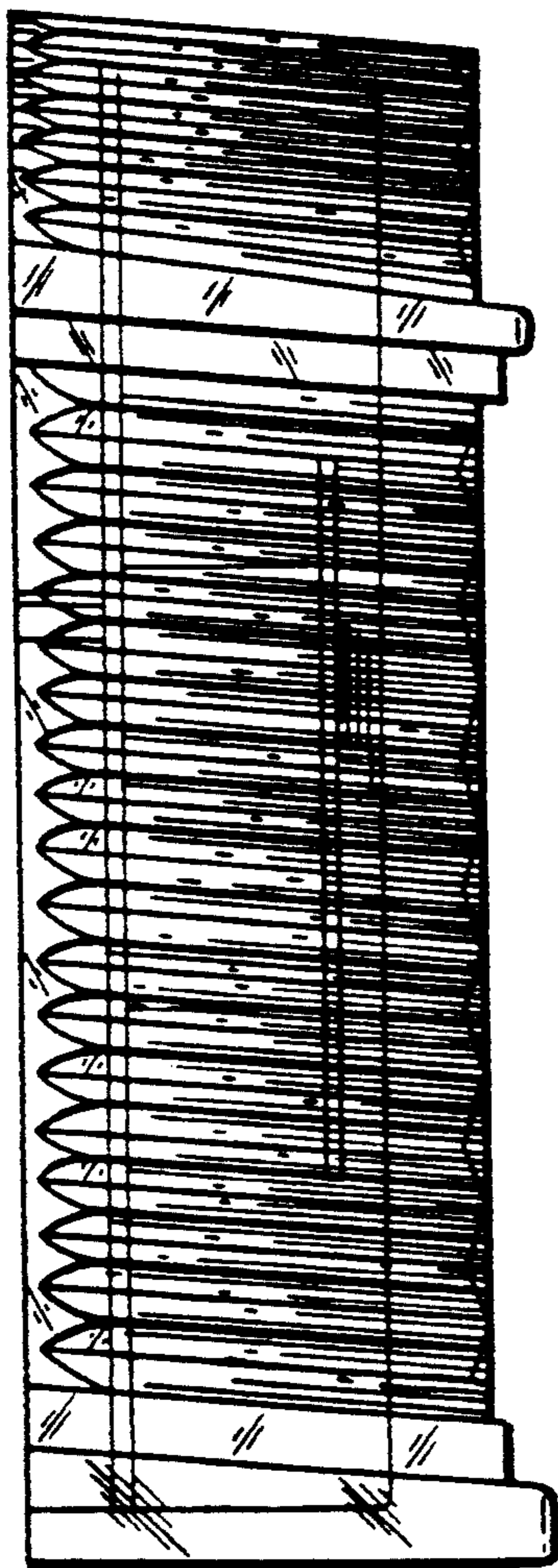
*FIG. 1*




*FIG. 2*



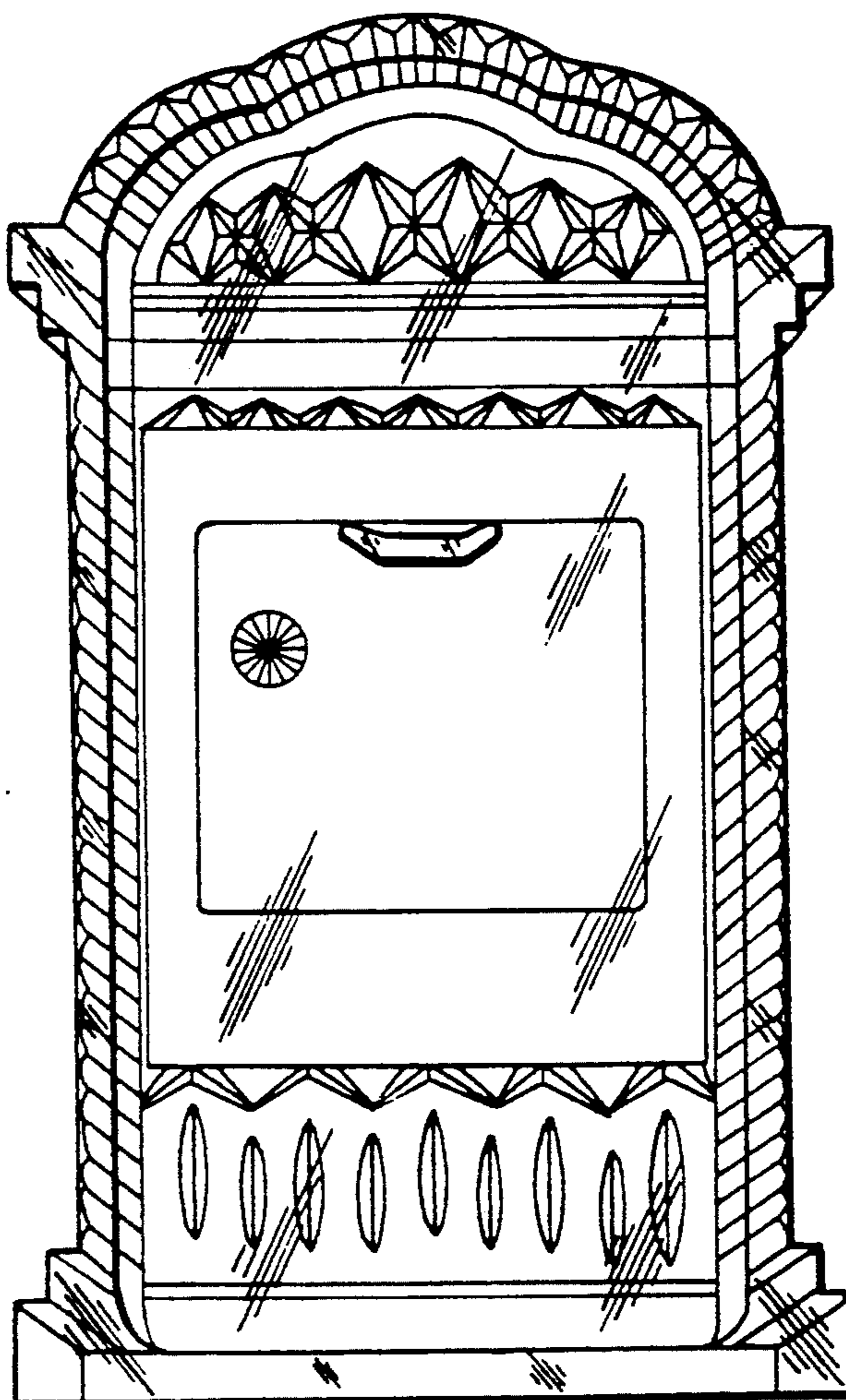
*FIG. 3*



*FIG. 4*



*FIG. 5*



*FIG. 6*

