



US00D347171S

United States Patent [19]

[11] Patent Number: **Des. 347,171**

Specht et al.

[45] Date of Patent: **** May 24, 1994**

[54] **BAG CLIP**

[75] Inventors: **James D. Specht**, Flower Mound;
John L. Center, Dallas; **David R. Swift**, Plano, all of Tex.

[73] Assignee: **Recot, Inc.**, Plano, Tex.

[**] Term: **14 Years**

[21] Appl. No.: **251**

[22] Filed: **Oct. 9, 1992**

D. 305,036	12/1989	Voetsch .	
D. 309,361	7/1990	Collyer	D32/62
D. 311,212	10/1990	Tsuji	D19/65
D. 315,675	3/1991	Kennedy et al.	D8/395
D. 316,038	4/1991	Gagnet	D32/62
D. 325,169	4/1992	Montoya	D9/434
1,648,408	7/1926	Kumagai .	
2,341,121	9/1942	Schaaf .	
3,204,313	9/1965	See	D3/62
3,673,641	7/1972	Lorber .	
4,528,800	7/1985	Burns .	
4,914,791	4/1990	Lorber .	

Related U.S. Application Data

[63] Continuation-in-part of Ser. No. 543,301, Jun. 25, 1990, Pat. No. Des. 332,220.

[52] U.S. Cl. **D9/434**

[58] Field of Search D9/434, 435; D8/395; 16/114 R; D19/65, 34; D32/61, 64, 44-46, 42, 49; D11/219; D20/22

[56] **References Cited**

U.S. PATENT DOCUMENTS

D. 24,073	1/1895	Smith .	
D. 46,513	10/1914	Seefried .	
D. 241,342	9/1976	Carroll .	
D. 256,258	8/1980	Varrin	D19/65
D. 268,848	5/1983	Lorber .	
D. 291,531	8/1987	West .	
D. 293,337	12/1987	Burgdorf	D19/65
D. 295,727	5/1988	Clarke	D9/434
D. 303,216	9/1989	Hoffman et al.	D9/434
D. 303,272	9/1989	Lorber .	

FOREIGN PATENT DOCUMENTS

281407 6/1952 Switzerland D19/34

Primary Examiner—A. Hugo Word

Assistant Examiner—R. Seifert

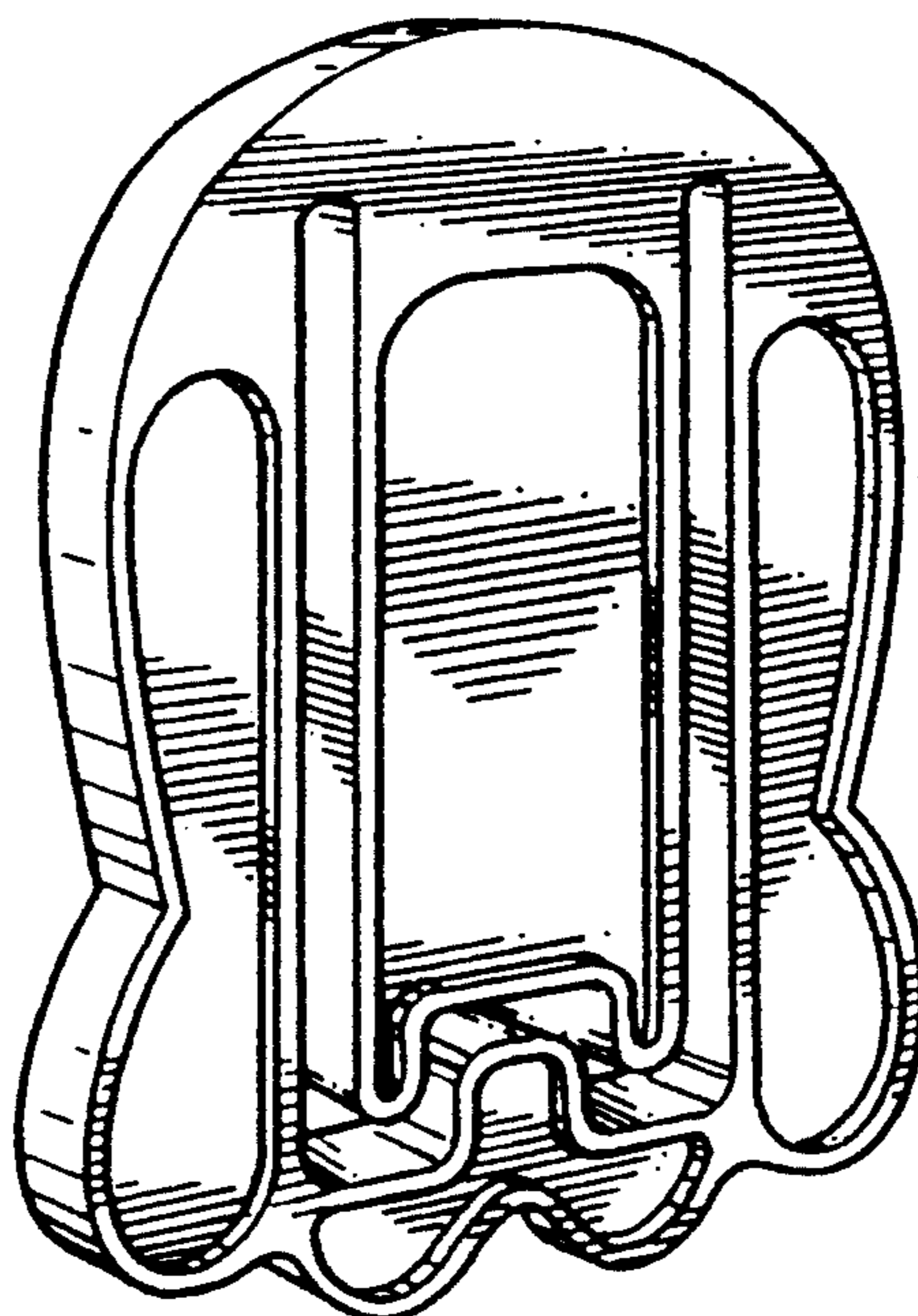
Attorney, Agent, or Firm—Rothwell, Figg, Ernst & Kurz

[57] **CLAIM**

The ornamental design for a bag clip, as shown and described.

DESCRIPTION

FIG. 1 is a perspective view of the bag clip of our new design;
FIG. 2 is a front elevational view, the opposite side being identical;
FIG. 3 is a bottom plan view;
FIG. 4 is a side elevational view, the opposite side being identical; and,
FIG. 5 is a side elevational view shown in a flexed position.



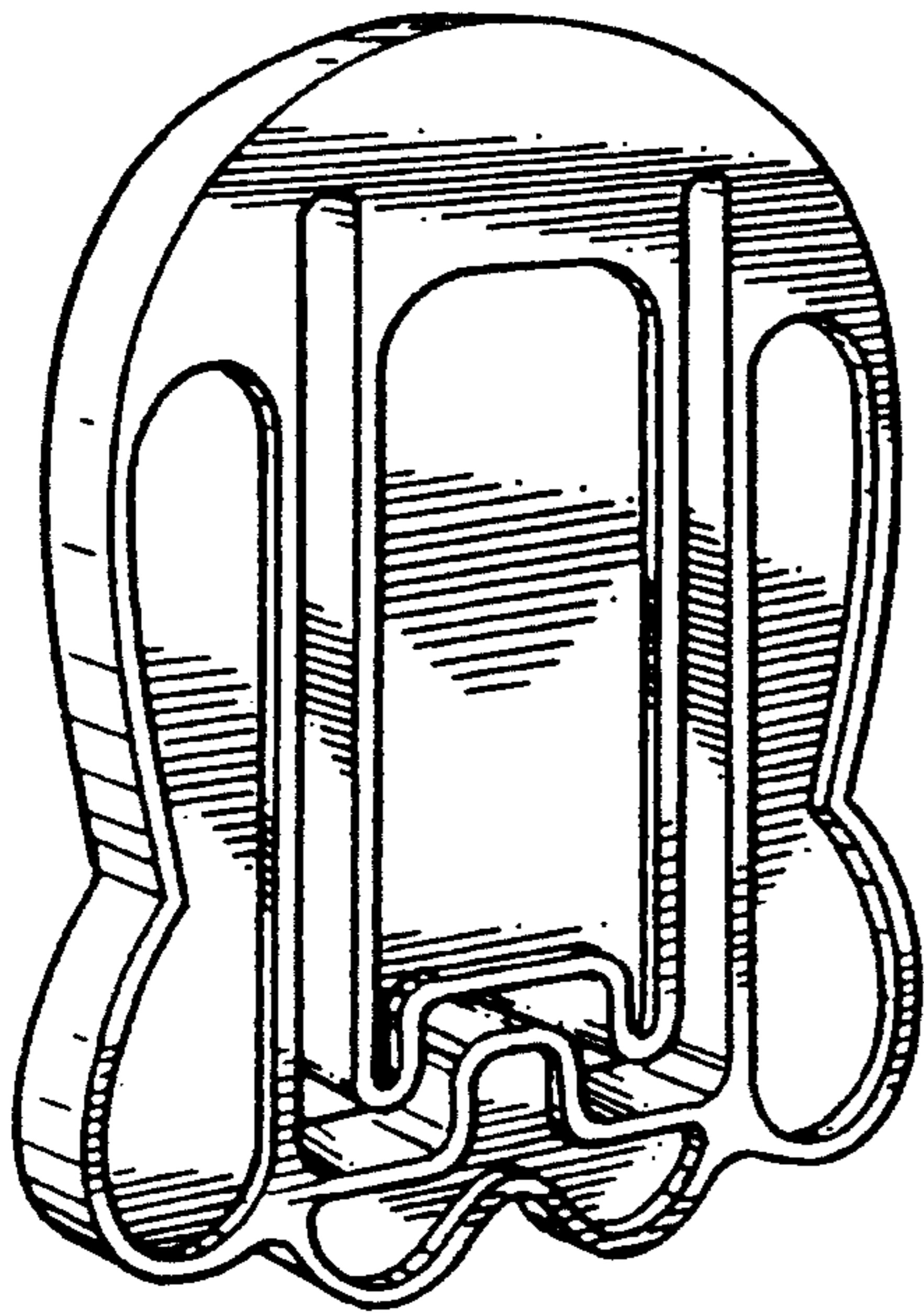


FIG. 1



FIG. 3

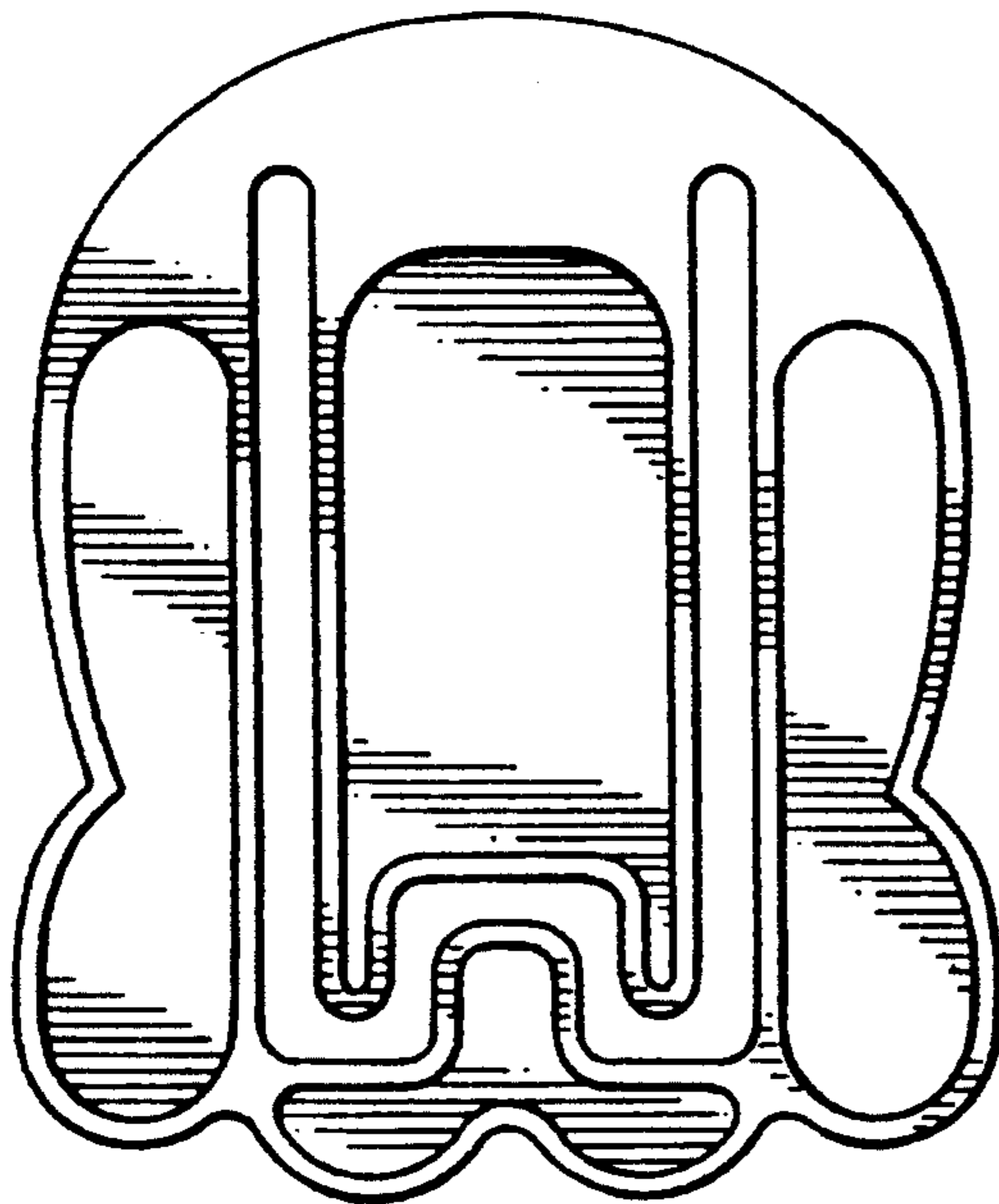


FIG. 2



FIG. 4

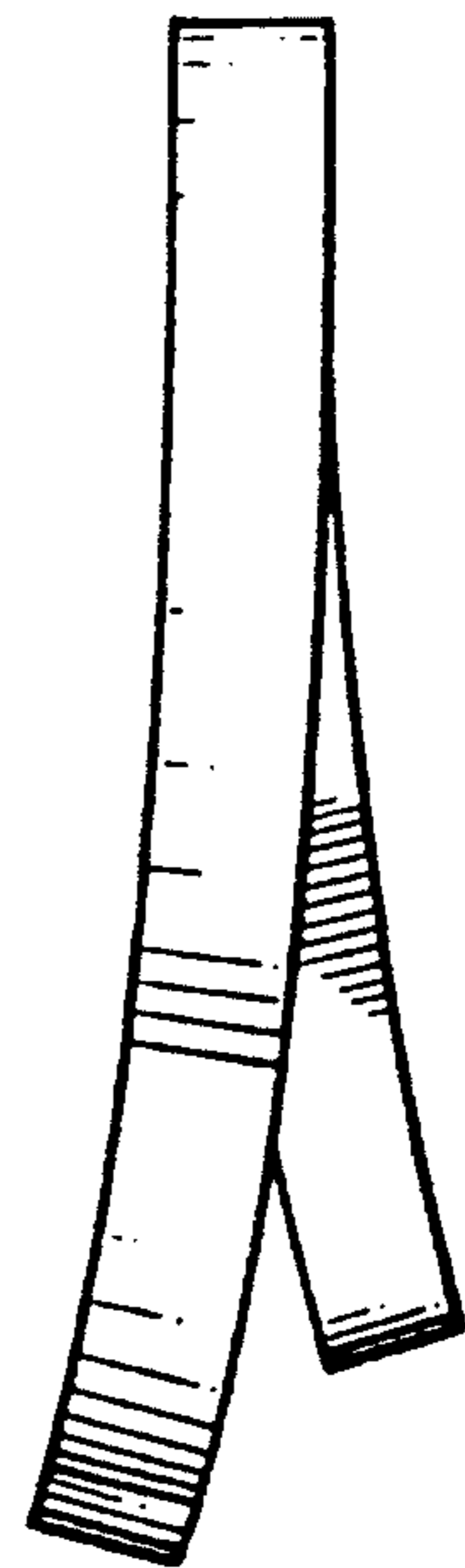


FIG. 5