



US00D347168S

United States Patent [19] Smith

[11] Patent Number: **Des. 347,168**
[45] Date of Patent: **** May 24, 1994**

[54] **DISPENSING CONTAINER**

- [75] Inventor: **Robert C. Smith, Short Hills, N.J.**
- [73] Assignee: **Unette Corporation, Parsippany, N.J.**
- [**] Term: **14 Years**
- [21] Appl. No.: **1,273**
- [22] Filed: **Nov. 6, 1992**
- [52] U.S. Cl. **D9/306; D9/302**
- [58] Field of Search **D9/302, 305, 306, 345; 206/528, 469, 484; 222/107, 215, 474, 475, 527, 541; D24/115-117, 119**

[56]

References Cited

U.S. PATENT DOCUMENTS

D. 202,298	9/1965	Pickands	D9/345
D. 205,965	10/1966	Loesser	D9/302 X
D. 210,818	4/1968	Caliman	D9/302 X
D. 212,150	9/1968	Caliman	D9/302 X
D. 267,927	2/1983	Smith	D9/302
D. 286,504	11/1986	Loesser et al.	D9/302

OTHER PUBLICATIONS

Modern Packaging; Sep. 1953; p. 157.
 Packaging; Dec. 1985; p. 60.

Primary Examiner—Bernard Ansher
Assistant Examiner—M. Siegel
Attorney, Agent, or Firm—Mathews, Woodbridge & Collins

[57]

CLAIM

An ornamental design for a dispensing container, as shown and described.

DESCRIPTION

FIG. 1 is a perspective view of a dispensing container showing my new design;
 FIG. 2 is a top plan view thereof;
 FIG. 3 is a front elevational view thereof;
 FIG. 4 is a left side elevational view thereof;
 FIG. 5 is a bottom plan view thereof;
 FIG. 6 is a rear elevational view; and,
 FIG. 7 is a right side elevational view thereof.

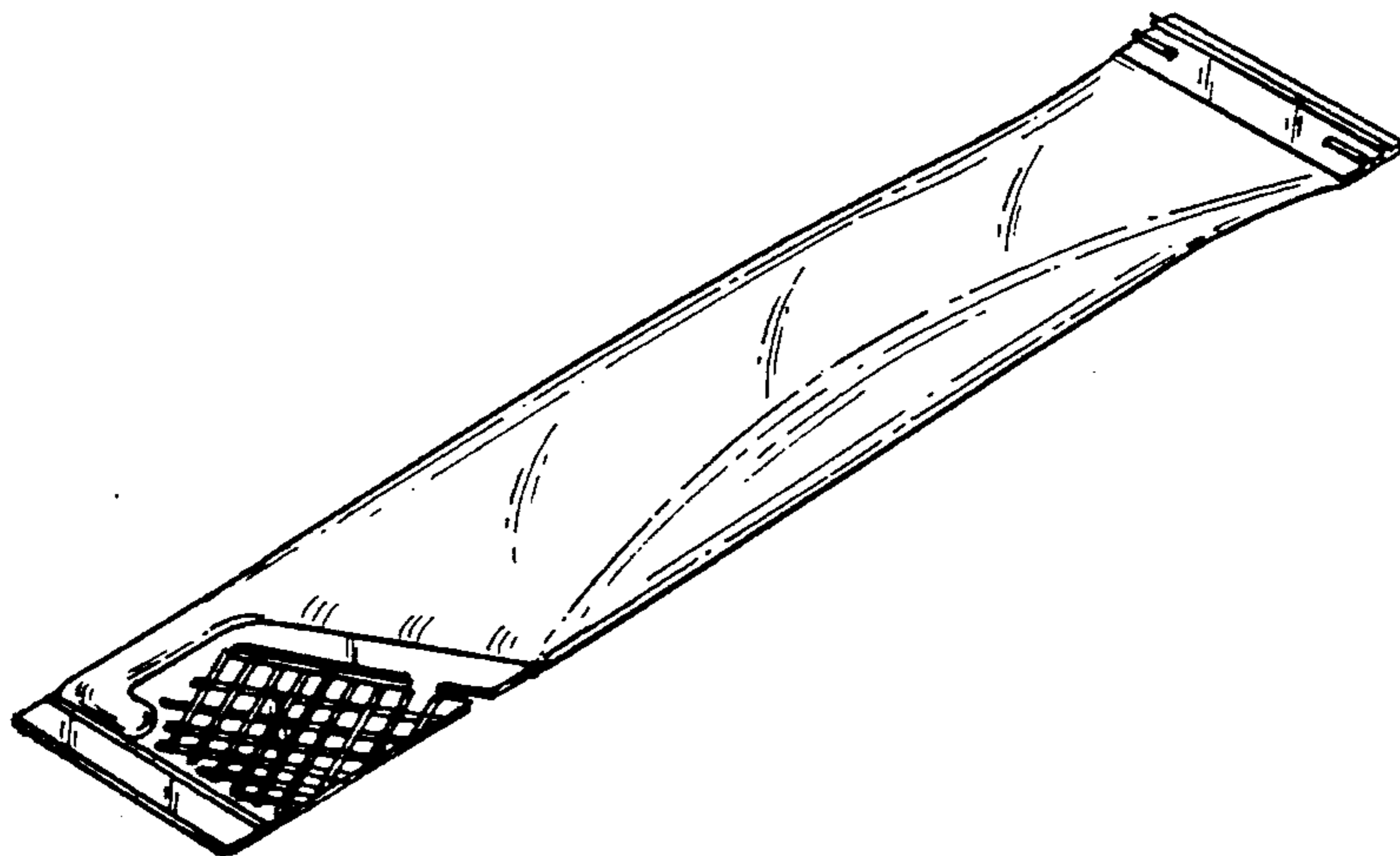


FIG. 1

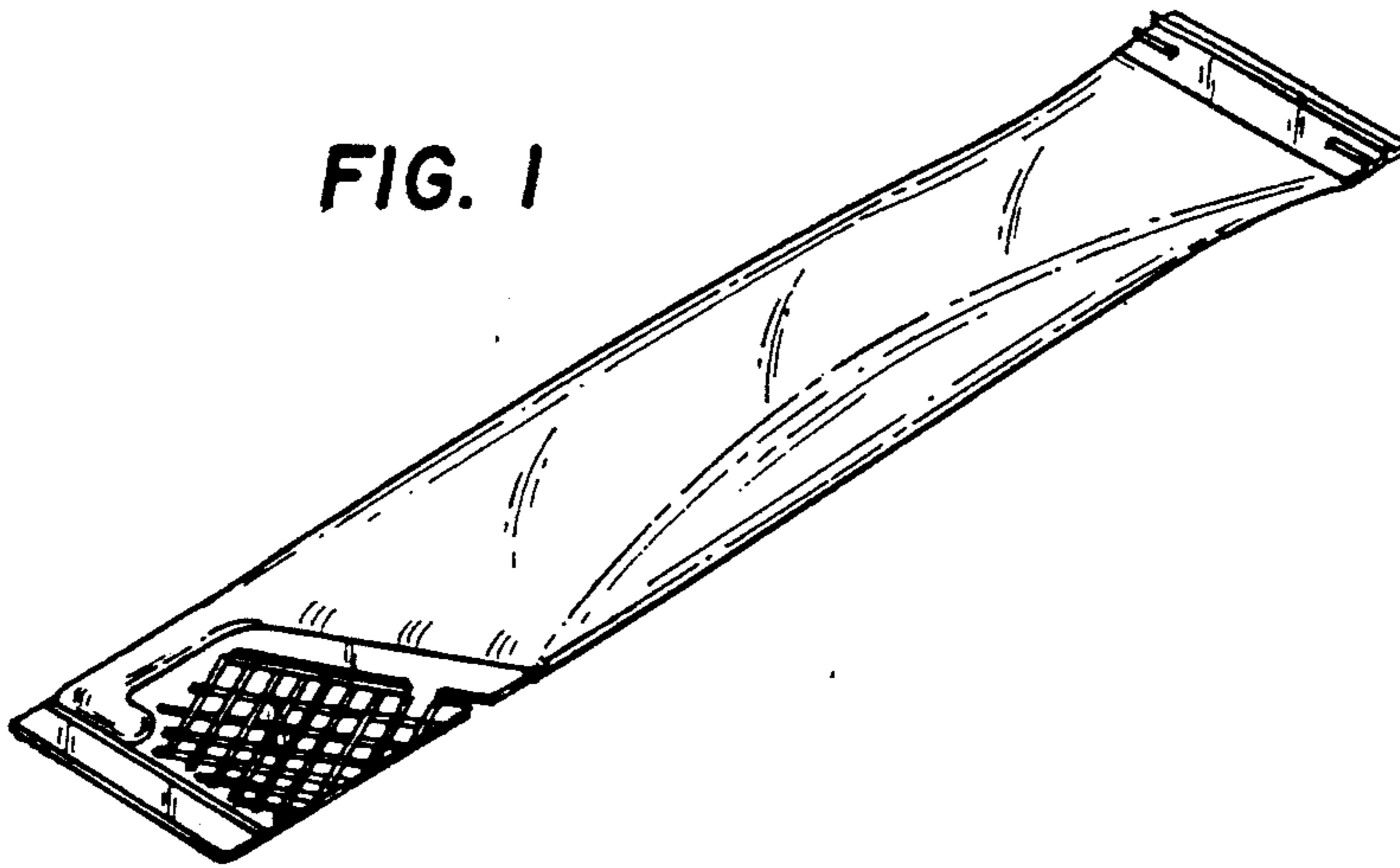


FIG. 2




FIG. 3



FIG. 4



FIG. 5




FIG. 6




FIG. 7

