



US00D347156S

# United States Patent [19]

[11] Patent Number: **Des. 347,156**

Starrett et al.

[45] Date of Patent: **\*\* May 24, 1994**

[54] **HANDCUFFS**

[75] Inventors: **Paul D. Starrett, Jaffrey; Gary Pelkey, Fitzwilliam, both of N.H.**

[73] Assignee: **Monadnock Lifetime Products, Inc., Fitzwilliams, N.H.**

[\*\*] Term: **14 Years**

[21] Appl. No.: **761,025**

[22] Filed: **Sep. 17, 1991**

[52] U.S. Cl. .... **D8/333; D8/394; D8/396**

[58] Field of Search ..... **D8/330, 333, 394-396; 70/16, 17; 24/19, 316, 16 PB; 128/878, 879, 882; D29/10, 20, 99; D24/190, 192**

[56] **References Cited**

### U.S. PATENT DOCUMENTS

2,650,590 9/1953 Moore et al. .  
3,654,669 4/1972 Fulton ..... 24/16 PB

4,071,023 1/1978 Gregory ..... 70/16  
4,854,138 8/1989 Charland ..... 70/16  
4,909,051 3/1990 Lee ..... 248/743  
4,910,831 3/1990 Bingold ..... 24/16 PB  
4,964,419 10/1990 Karriker ..... 128/879  
5,088,158 2/1992 Burkholder ..... 24/16 PB

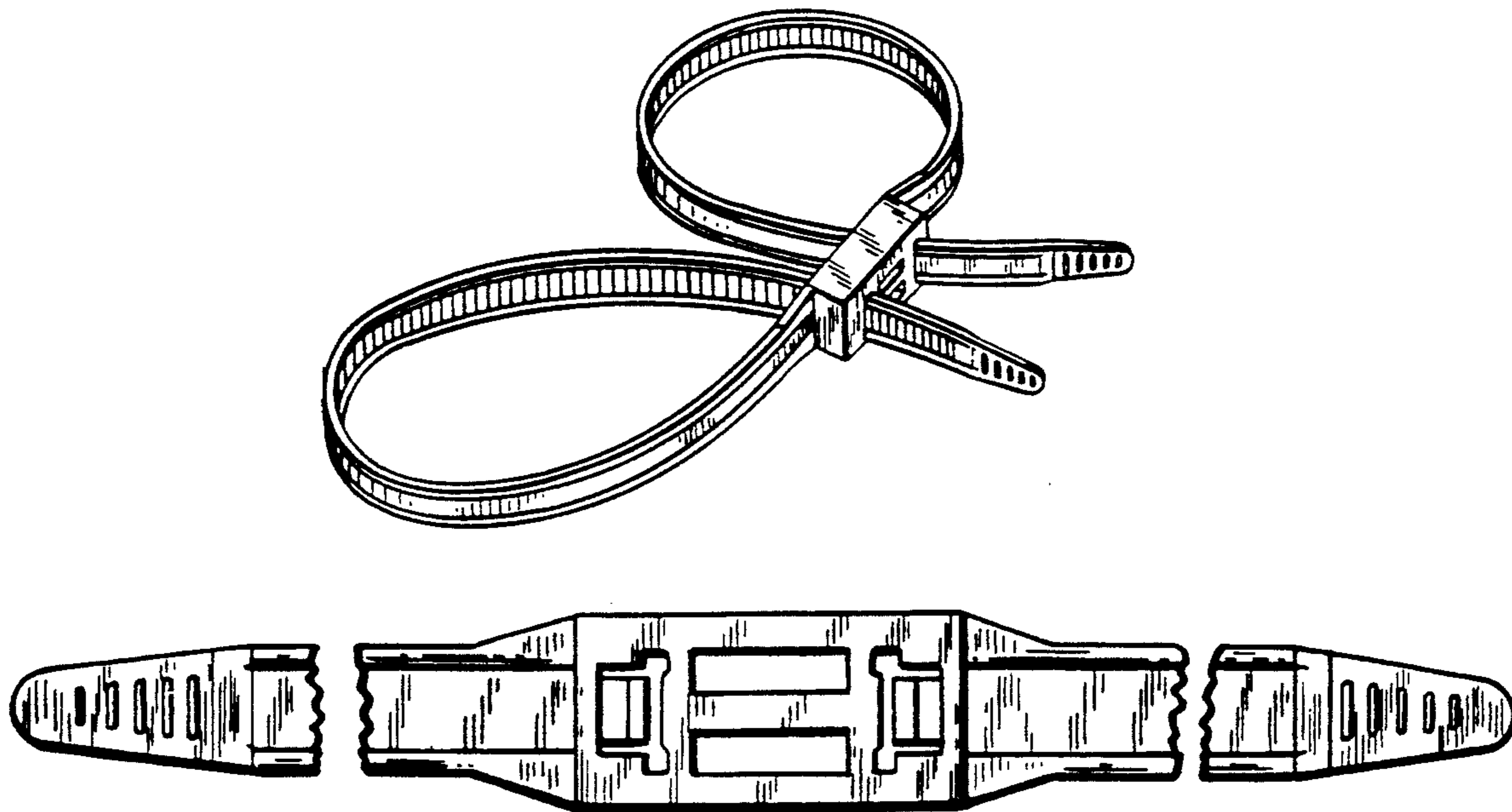
*Primary Examiner*—B. J. Bullock  
*Attorney, Agent, or Firm*—Donald Brown

### [57] CLAIM

The ornamental design for handcuffs, as shown.

### DESCRIPTION

FIG. 1 is a perspective view of the handcuffs showing our new design, in the position of use;  
FIG. 2 is an enlarged top view in the open position, shown broken away for ease of illustration;  
FIG. 3 is a side view of FIG. 2, the side opposite being a mirror image;  
FIG. 4 is an end view of FIG. 2; both ends being identical; and,  
FIG. 5 is a bottom view of FIG. 2.



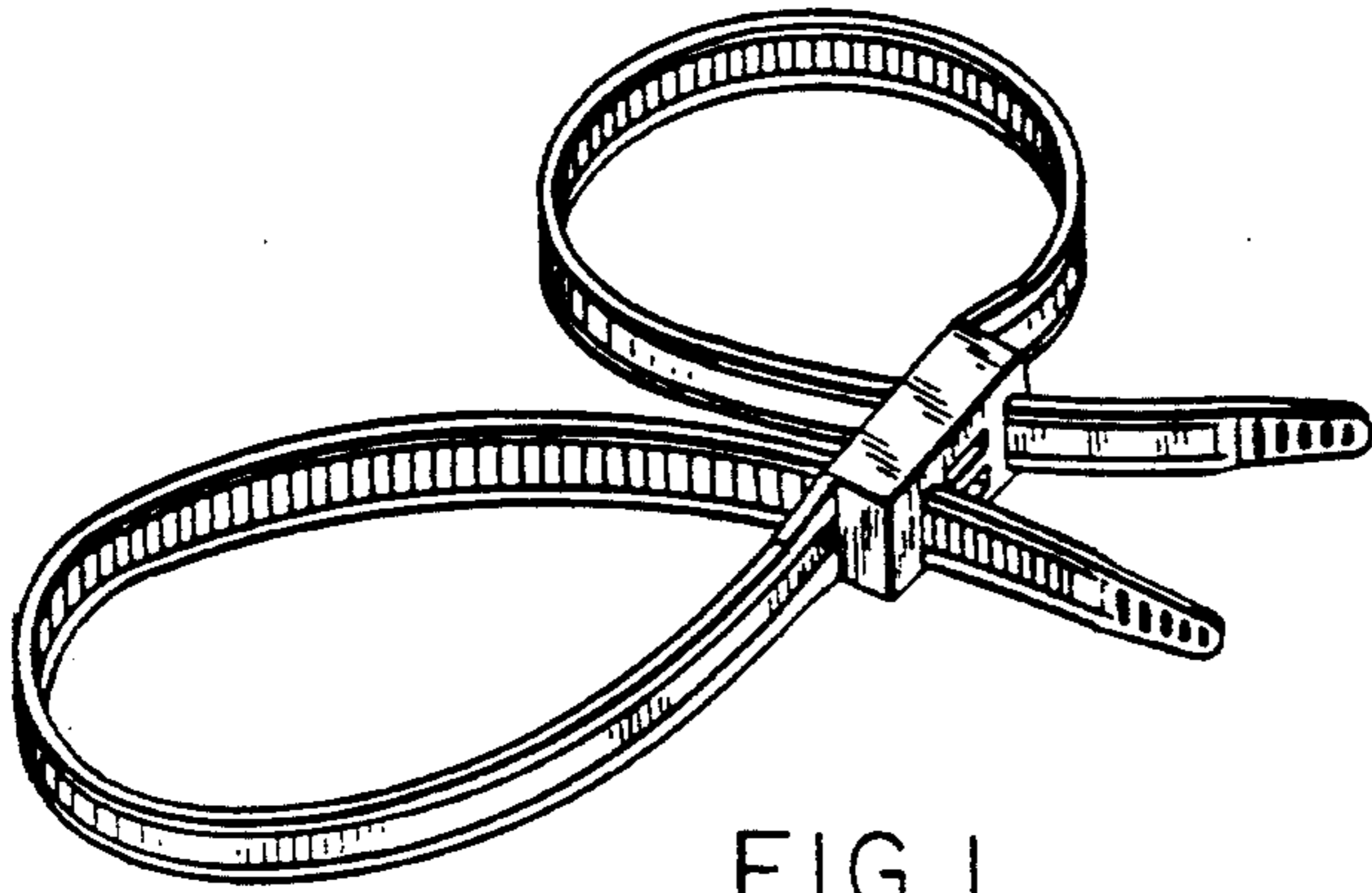


FIG. 1

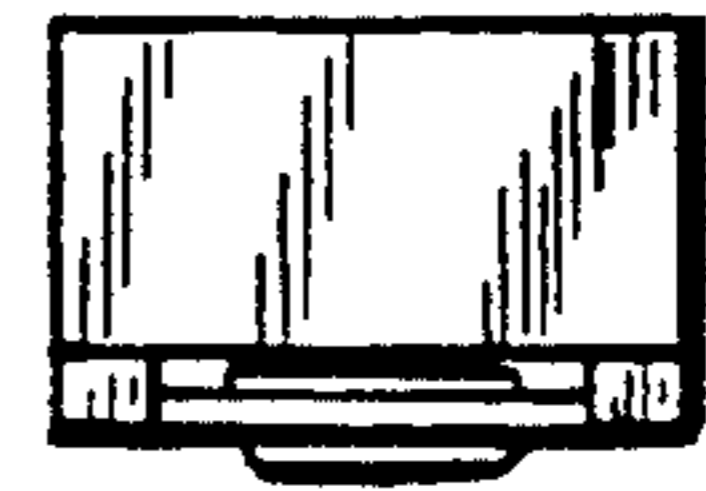


FIG. 4

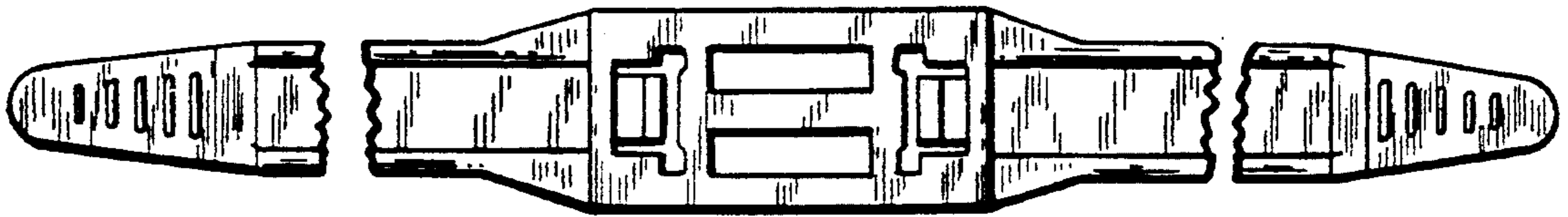


FIG. 2

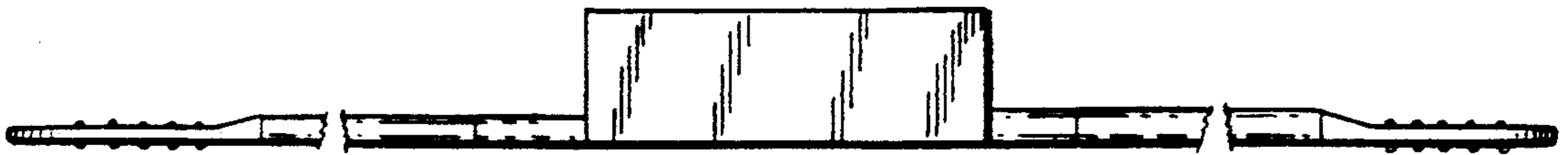


FIG. 3

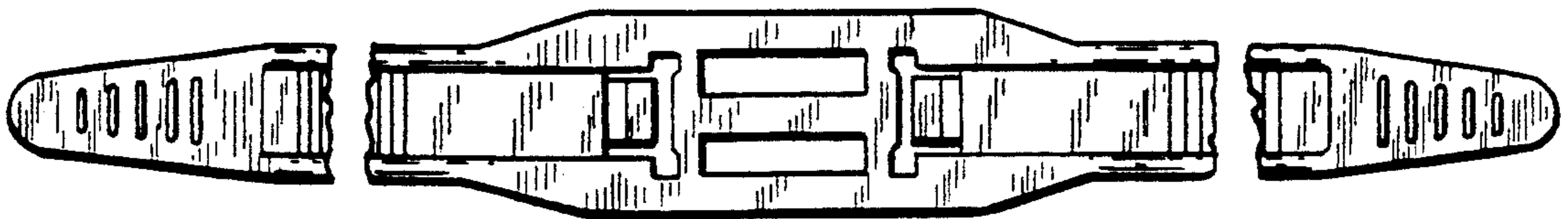


FIG. 5