



US00D347130S

United States Patent [19]

[11] Patent Number: **Des. 347,130**

Dean

[45] Date of Patent: **** May 24, 1994**

[54] **DISKETTE HOLDER**

[76] Inventor: **Mark D. Dean**, 610 Penn St., El Segundo, Calif. 90245

[**] Term: **14 Years**

[21] Appl. No.: **873,044**

[22] Filed: **Apr. 23, 1992**

[52] U.S. Cl. **D6/630; D19/90**

[58] Field of Search **D6/407, 449, 466, 467, D6/475, 476, 555; 211/73, 60.1, 10, 11, 13, 50, 55; 206/425, 444; 312/193; D3/35, 30.1; D19/76, 90, 75**

[56] **References Cited**

U.S. PATENT DOCUMENTS

- D. 261,011 9/1981 Brown D19/90
- D. 277,819 3/1985 Crosslen D6/555 X
- D. 287,069 12/1986 Euly et al. D3/35

- D. 296,154 6/1988 Euly D6/407 X
- D. 321,440 11/1991 Zaro D6/467 X
- 4,228,904 10/1980 Dumond 211/73 X
- 4,676,372 6/1987 Rager 206/425
- 4,736,837 4/1988 Brainard 206/444 X

Primary Examiner—Nelson C. Holtje


Assistant Examiner—Jeffery Asch

[57] CLAIM

The ornamental design for a diskette holder, as shown and described.

DESCRIPTION

FIG. 1 is a perspective view of a diskette holder showing my new design;
 FIG. 2 is a left side elevational view;
 FIG. 3 is a front elevational view;
 FIG. 4 is a right side elevational view;
 FIG. 5 is a rear elevational view;
 FIG. 6 is a bottom plan view; and,
 FIG. 7 is a top plan view.






FIG. 1

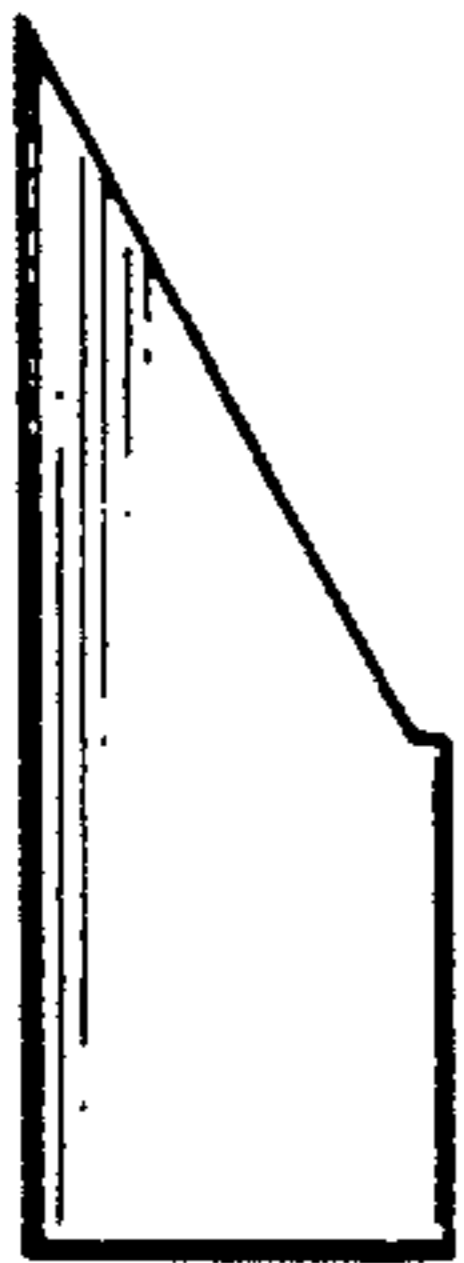


FIG. 2

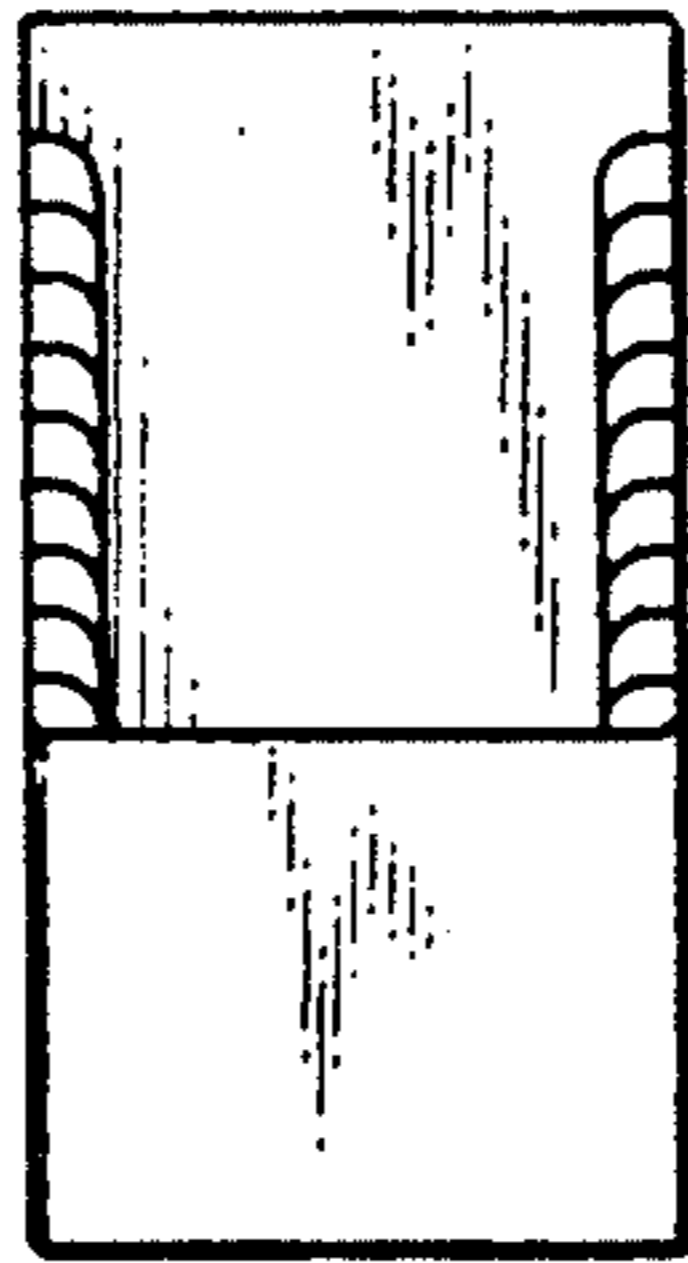


FIG. 3




FIG. 4




FIG. 5




FIG. 6



FIG. 7