



US00D347123S

# United States Patent [19]

[11] Patent Number: Des. 347,123

Lowsky

[45] Date of Patent: \*\* May 24, 1994

[54] CHAIR

[76] Inventor: **Bernie Lowsky**, 1000 W. Island Blvd., Apt. #1810, North Miami Beach, Fla. 33160

[\*\*] Term: **14 Years**

[21] Appl. No.: **891,995**

[22] Filed: **Jun. 1, 1992**

[52] U.S. Cl. .... **D6/369; D6/379**

[58] Field of Search ..... **D6/334, 369, 370, 371, D6/373, 374, 375, 376, 379, 500, 501, 502; 297/419, 446**

D. 316,492 4/1991 Martin ..... D6/379  
 D. 318,764 8/1991 Hess ..... D6/379  
 D. 321,602 11/1991 Saiger ..... D6/379  
 D. 333,750 3/1993 Hess ..... D6/379 X  
 3,719,389 3/1973 Burton et al. .... D6/375 X

*Primary Examiner*—Alan P. Douglas  
*Assistant Examiner*—Gary D. Watson  
*Attorney, Agent, or Firm*—Malin, Haley, DiMaggio & Crosby

### [57] CLAIM

The ornamental design for a chair, as shown and described.


### [56] References Cited

#### U.S. PATENT DOCUMENTS

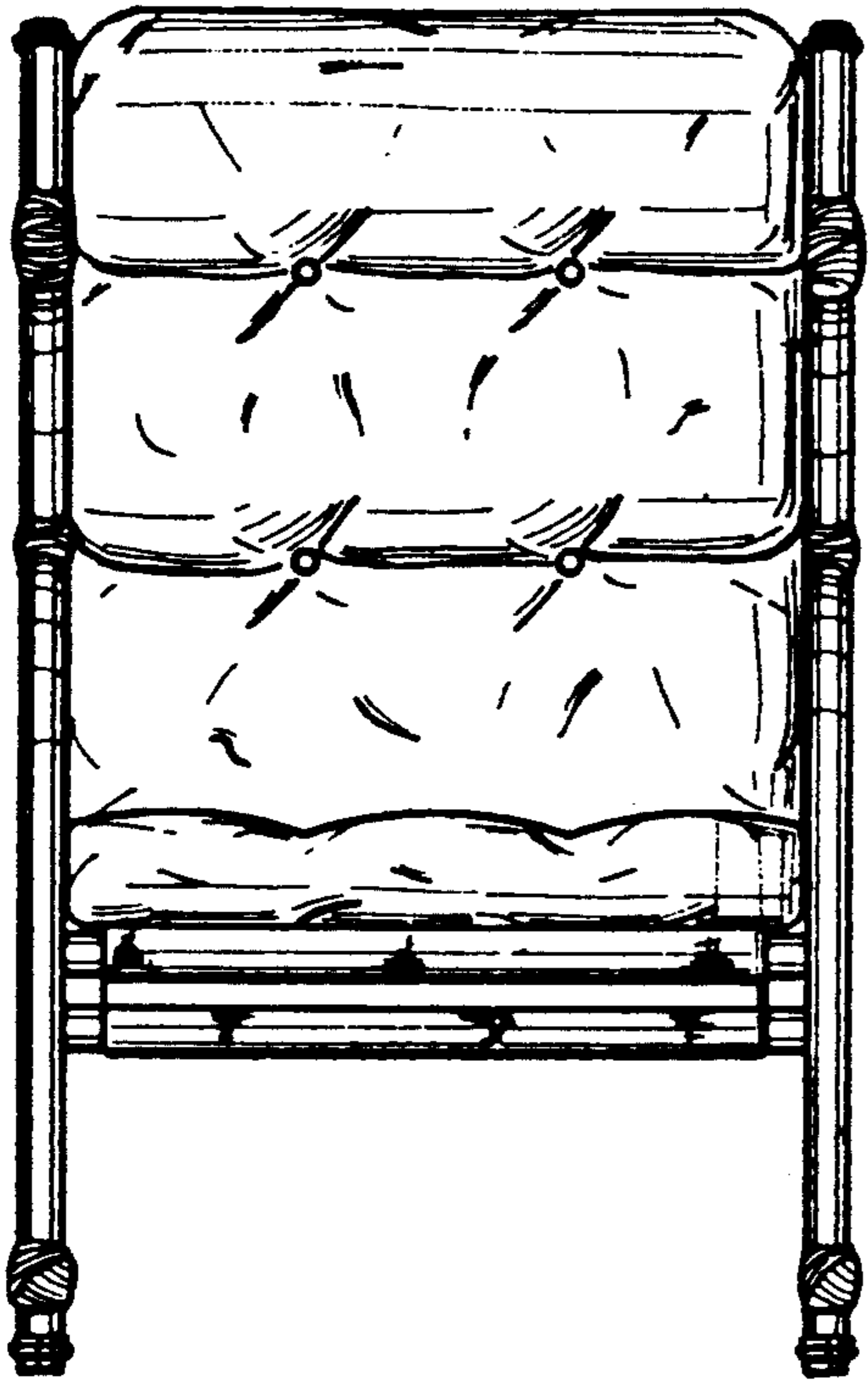
D. 117,964 12/1939 Smith ..... D6/374  
 D. 266,469 10/1982 Bergquist et al. .... D6/379  
 D. 268,721 4/1983 Jernigan ..... D6/370  
 D. 285,753 9/1986 Zola ..... D6/373  
 D. 286,472 11/1986 Arthur, Jr. .... D6/379  
 D. 300,588 4/1989 White ..... D6/379

### DESCRIPTION

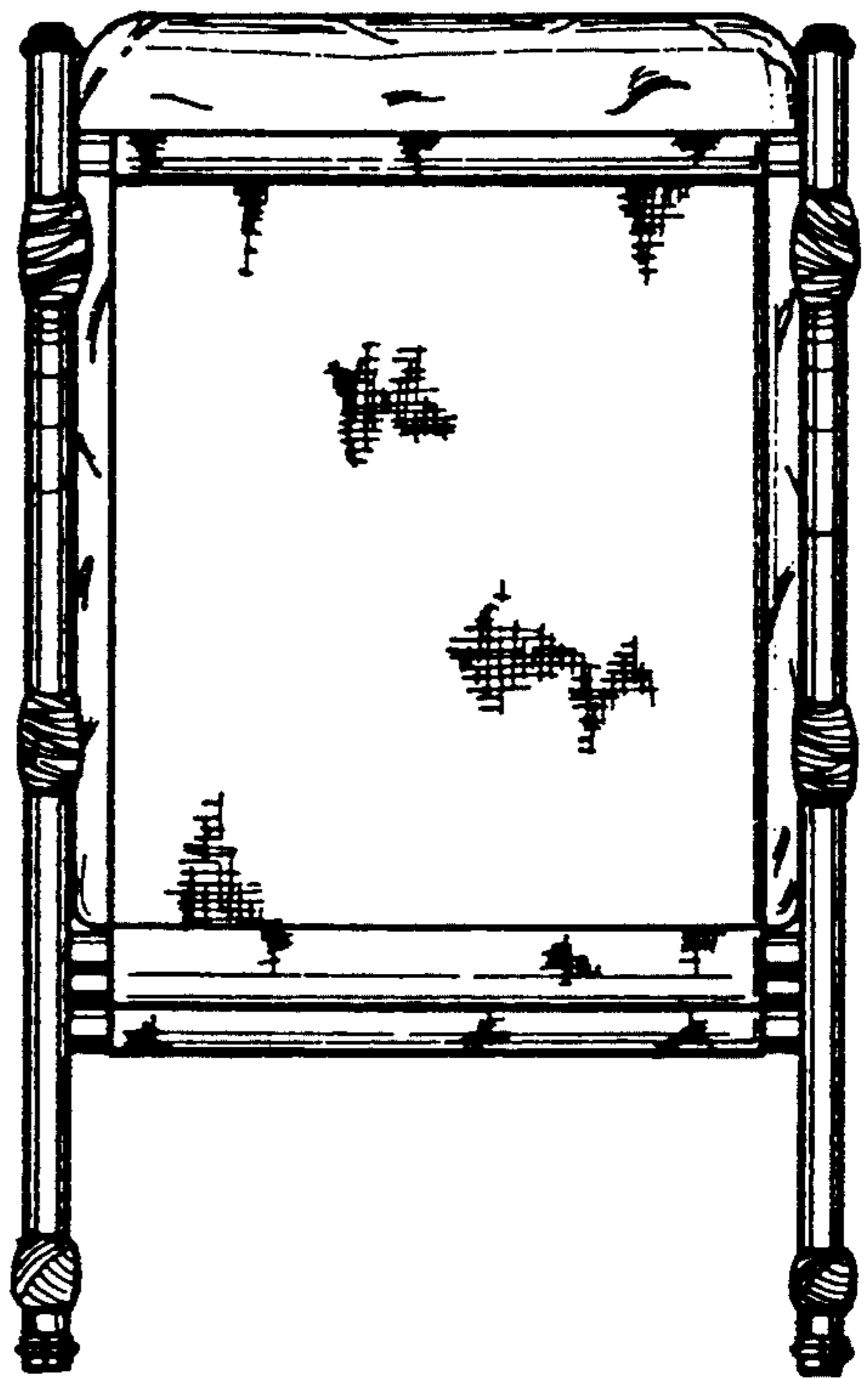
FIG. 1 is a front view of the chair showing the new design;  
 FIG. 2 is a back view thereof;  
 FIG. 3 is a side view thereof;  
 FIG. 4 is a top view thereof;  
 FIG. 5 is a bottom view thereof; and,  
 FIG. 6 is a perspective view thereof.




*FIG. 1*



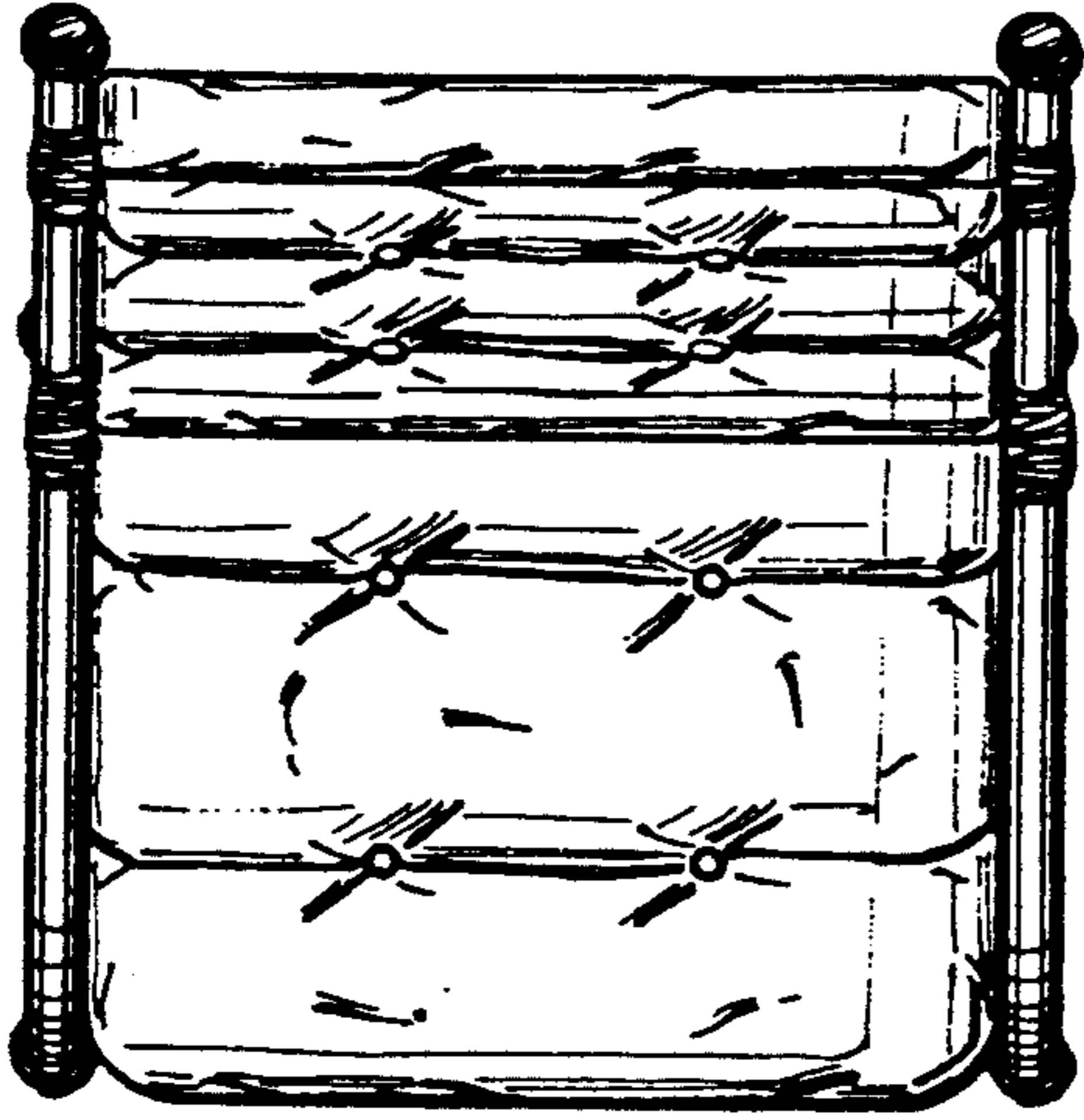
*FIG. 2*



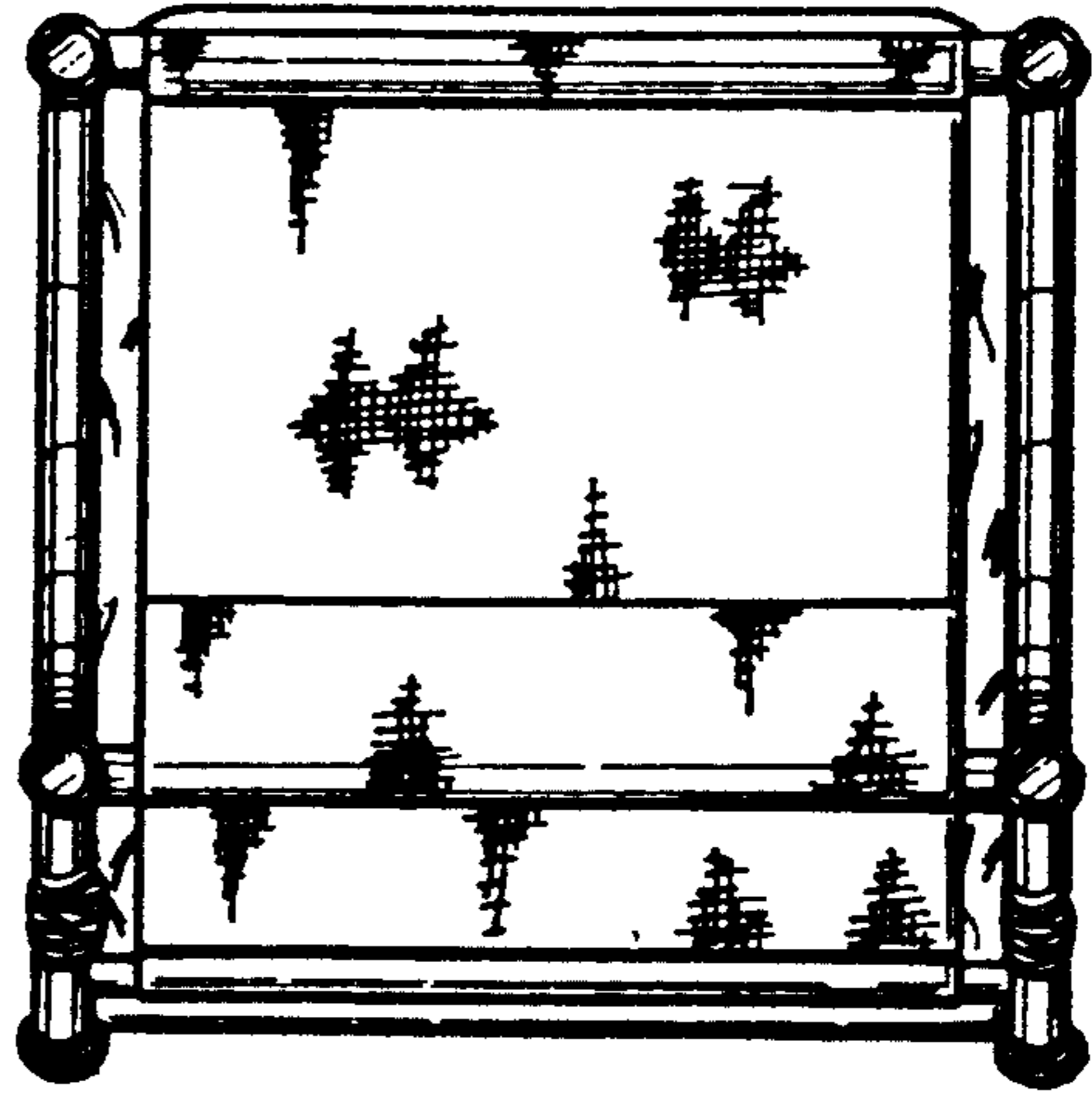
*FIG. 3*



*FIG. 4*



*FIG. 5*



*FIG. 6*

