



US00D347114S

United States Patent [19]

[11] Patent Number: **Des. 347,114**

Tengvall

[45] Date of Patent: **** May 24, 1994**

[54] **CASE FOR HOLDING HAND TOOLS**

[76] Inventor: **Henri A. Tengvall**, 14 Royal Crescent Mews, London, England, W11 4SY

[**] Term: **14 Years**

[21] Appl. No.: **1,219**

[22] Filed: **Nov. 6, 1992**

[30] **Foreign Application Priority Data**

May 7, 1992 [GB] United Kingdom 2022735
 [52] U.S. Cl. **D3/281; D3/905**
 [58] Field of Search D3/78, 75, 74, 72, 30.1;
 190/110-119, 902; 312/902, 224, DIG. 33;
 206/372, 373

[56] **References Cited**

U.S. PATENT DOCUMENTS

D. 163,210 5/1951 Long D3/74
 D. 318,329 7/1991 Porteous D3/78 X
 D. 335,220 5/1993 Ward et al. D3/78
 3,583,556 6/1971 Wagner 206/373
 4,998,616 3/1991 Hillinger 206/372 X
 5,145,064 9/1992 Chen 206/372

Primary Examiner—Melvin B. Feifer
Assistant Examiner—Paula Mortimer
Attorney, Agent, or Firm—Sughrue, Mion, Zinn,
 Macpeak & Seas

[57] **CLAIM**

The ornamental design for a case for holding hand tools, as shown and described.

DESCRIPTION

FIG. 1 is a front view of a case for holding hand tools, showing my new design;
 FIG. 2 is a right elevational view thereof;
 FIG. 3 is a rear view thereof;
 FIG. 4 is a left elevational view thereof;
 FIG. 5 is a plan view thereof;
 FIG. 6 is a front view thereof similar to FIG. 1, but with a handle and clips forming part of my case for holding hand tools, being shown in the open position;
 FIG. 7 is a front view thereof similar to FIG. 6, but with just the handle being shown in the open position; and,
 FIG. 8 is a right elevational view thereof similar to FIG. 2, but with just the handle being shown in the open position of FIG. 7.

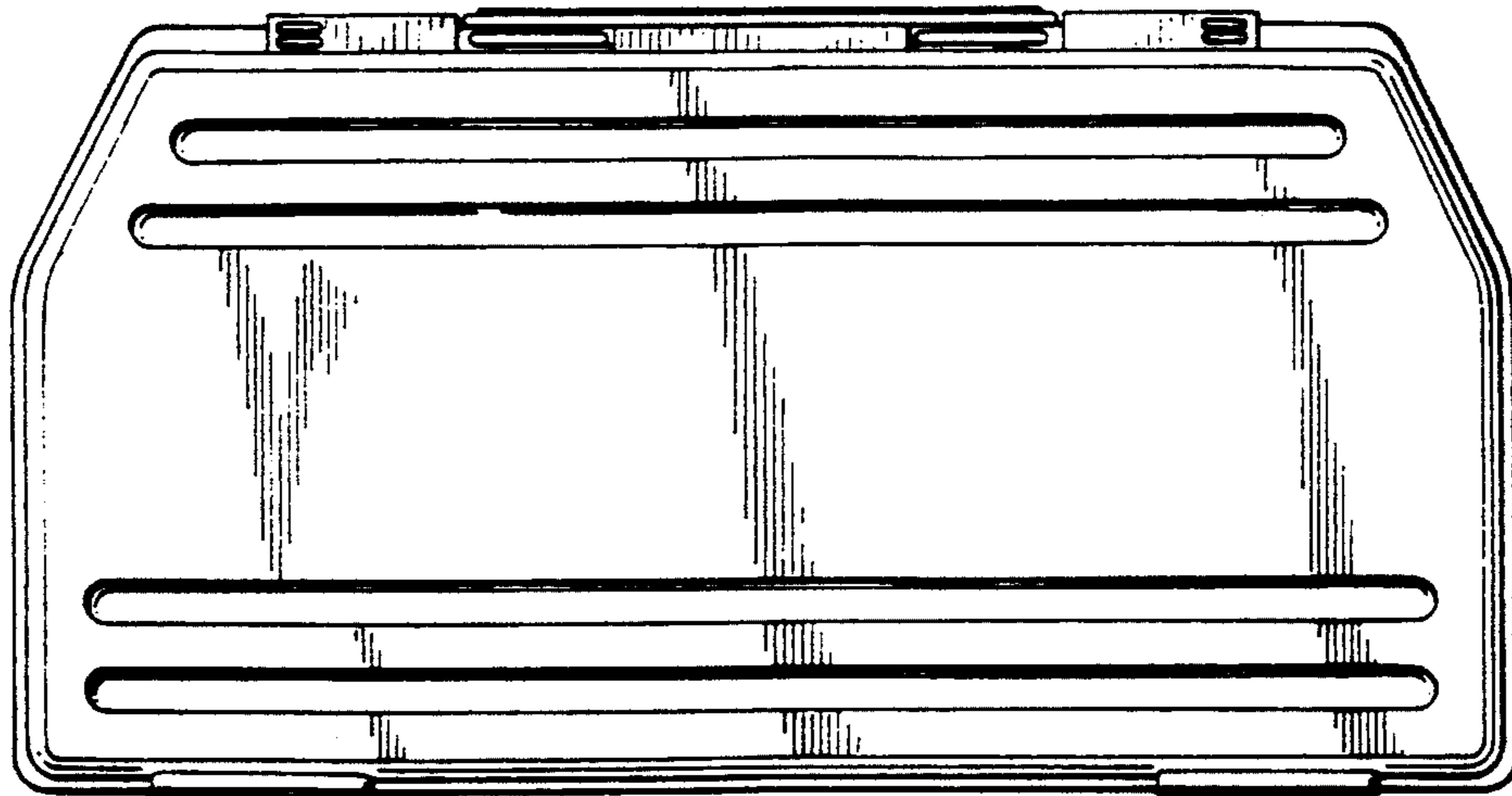


Fig.1.

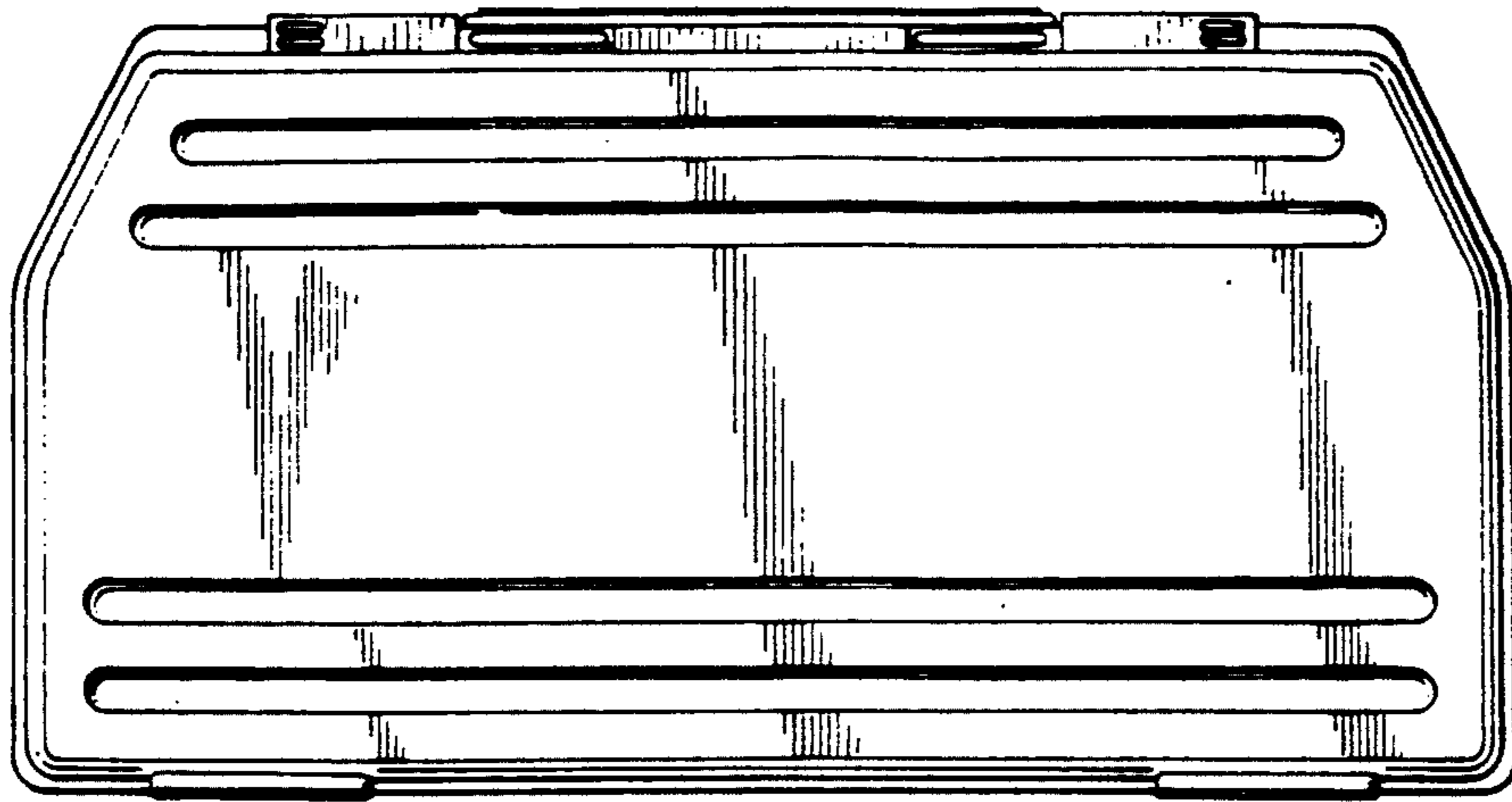


Fig.2.




Fig.3.

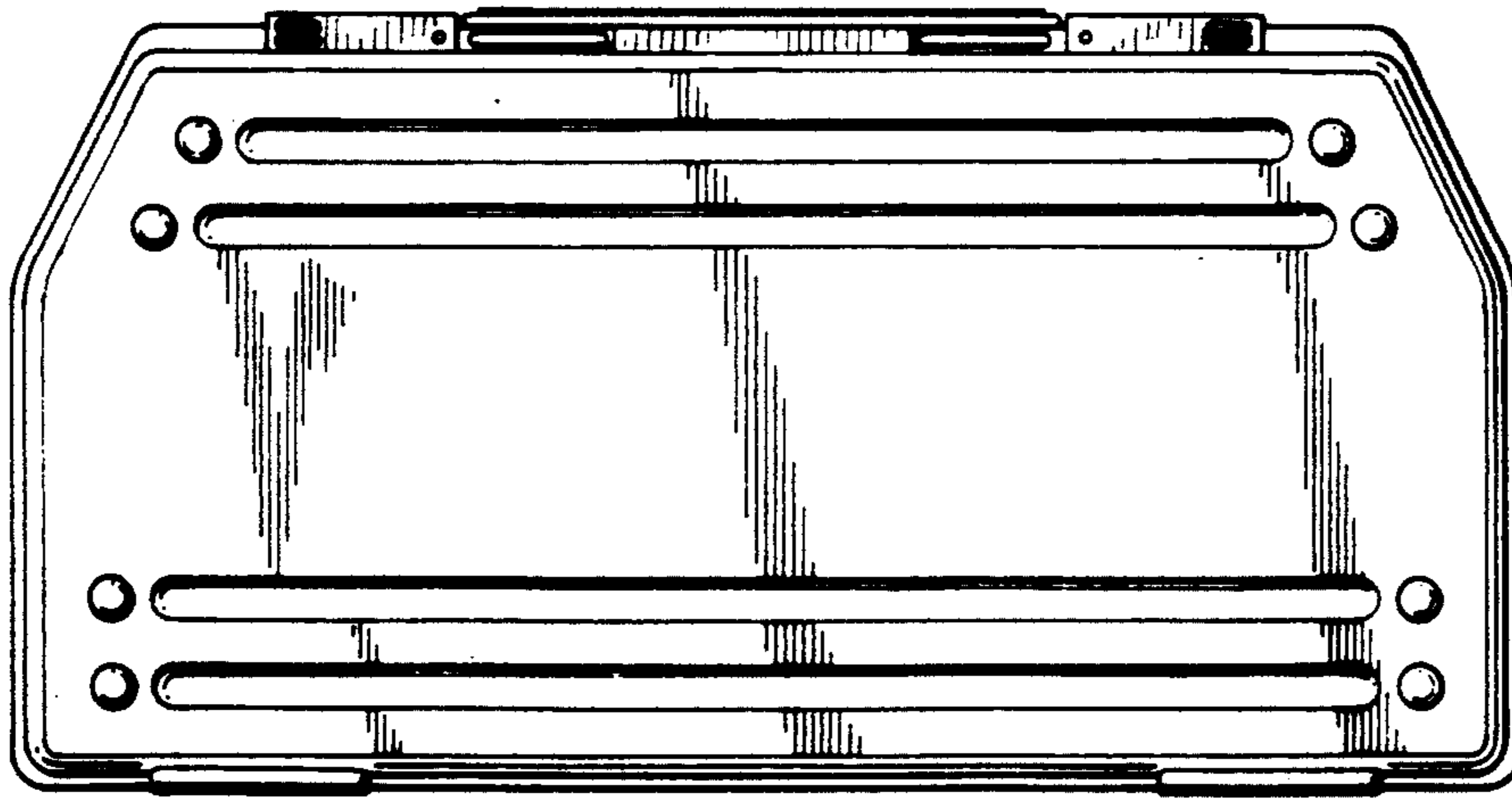


Fig.4.

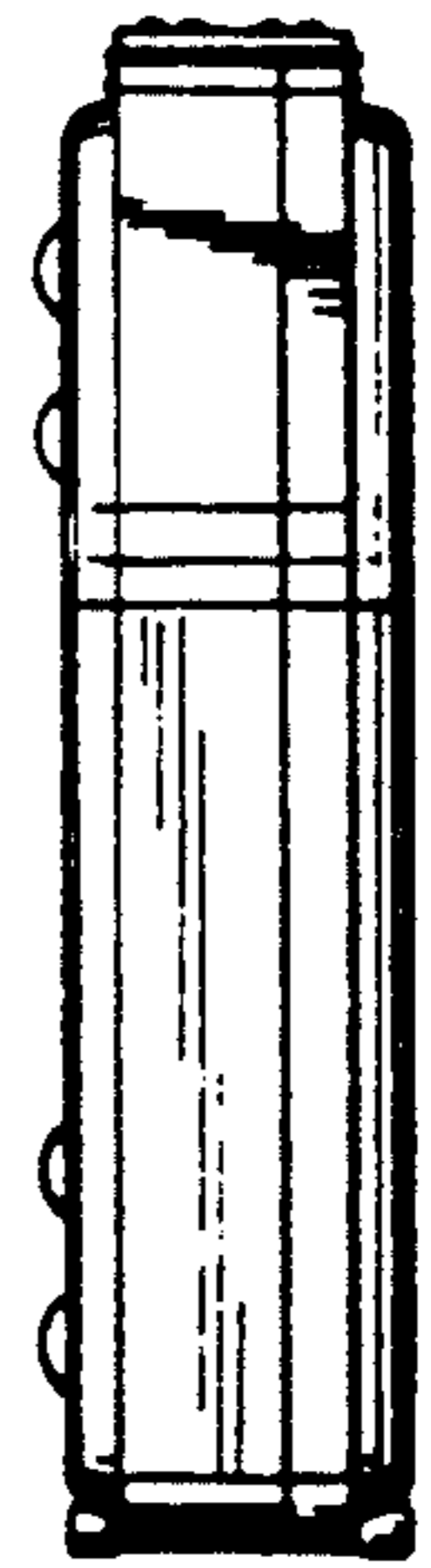


Fig.5.




Fig. 6.

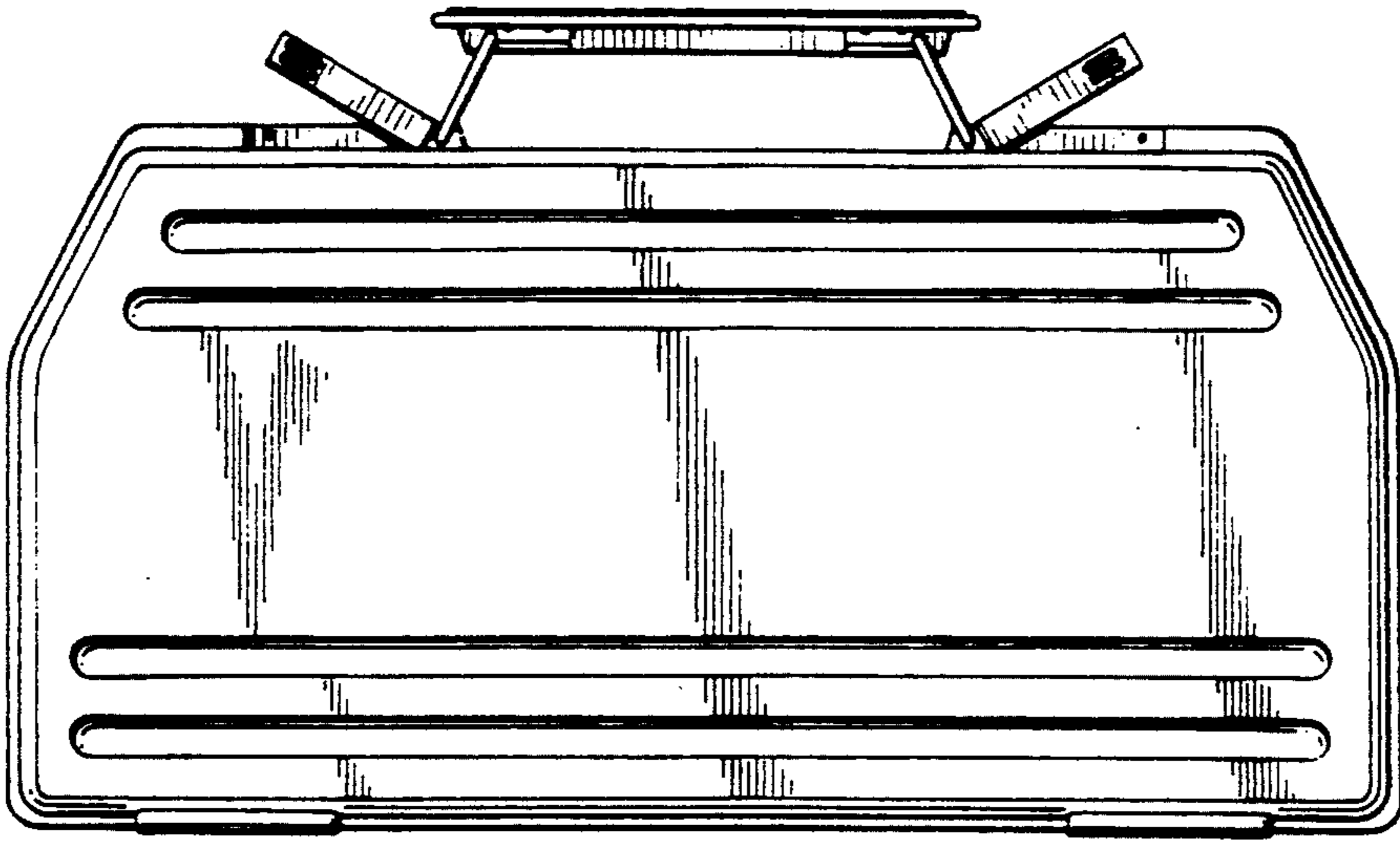


Fig. 7.




Fig. 8.

