



US00D347109S

United States Patent [19]

[11] Patent Number: **Des. 347,109**

Avar

[45] Date of Patent: **** May 24, 1994**

[54] **SHOE UPPER**

D. 338,094 8/1993 Tonkel et al. D2/969

[75] Inventor: **Eric P. Avar**, Beaverton, Oreg.

OTHER PUBLICATIONS

[73] Assignee: **Nike, Inc.**, Beaverton, Oreg.

Nike Spring 1994 Catalog, p. 22, Jun. 1993.

Nike Spring 1991 Catalog, pp. 42, 44, Jun. 1990.

[**] Term: **14 Years**

Primary Examiner—Louis S. Zarfes

[21] Appl. No.: **13,624**

Attorney, Agent, or Firm—Banner, Birch, McKie & Beckett

[22] Filed: **Sep. 17, 1993**

[52] U.S. Cl. **D2/970; D2/912**

[58] Field of Search **D2/896, 902, 907-912, D2/969, 970; 36/45, 50.1, 83, 84, 89, 102-107, 113, 114, 132, 138**

[57] CLAIM

The ornamental design for a shoe upper, as shown and described.

[56] References Cited

DESCRIPTION

U.S. PATENT DOCUMENTS

- D. 293,159 12/1987 Sacre .
- D. 294,193 2/1988 Brown et al. .
- D. 295,577 5/1988 Selbiger .
- D. 296,380 6/1988 Diaz et al. .
- D. 296,722 7/1988 Brown et al. .
- D. 301,389 6/1989 Miller .
- D. 305,379 1/1990 Brown et al. .
- D. 307,663 5/1990 Boucher et al. .
- D. 319,722 9/1991 Hatfield .
- D. 322,878 1/1992 Hatfield .
- D. 333,721 3/1993 Hatfield D2/970
- D. 335,017 4/1993 Smith D2/970

FIG. 1 is a right side elevational view of a shoe upper according to my new design;

FIG. 2 is a left side elevational view of the shoe upper shown in FIG. 1;

FIG. 3 is a front elevational of the shoe upper shown in FIG. 1;

FIG. 4 is a rear elevational of the shoe upper shown in FIG. 1; and,

FIG. 5 is a top plan view of the shoe upper shown in FIG. 1.

The broken line showing of a shoe in FIGS. 1-4 is for illustrative purposes only and forms no part of the claimed design.

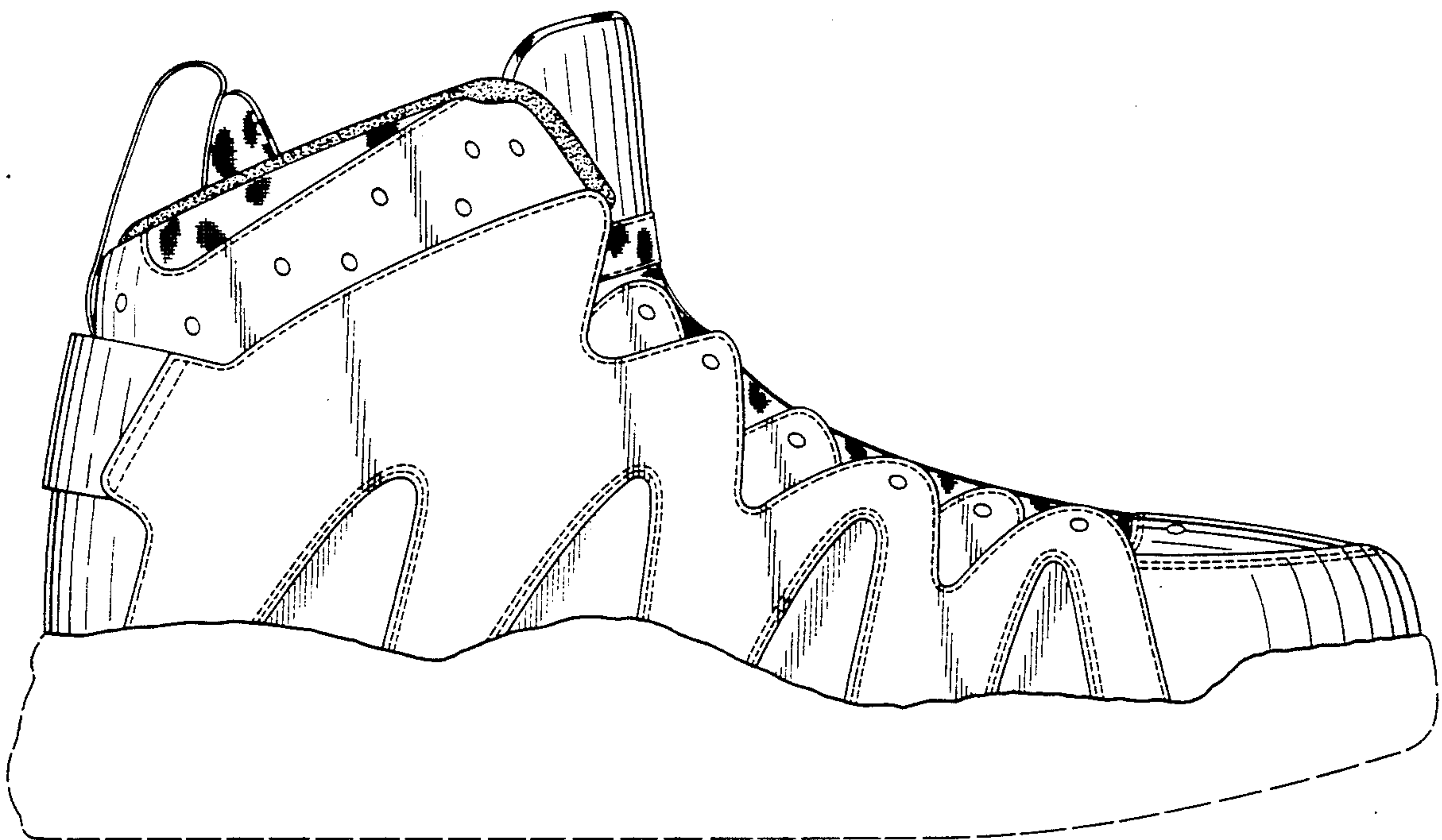
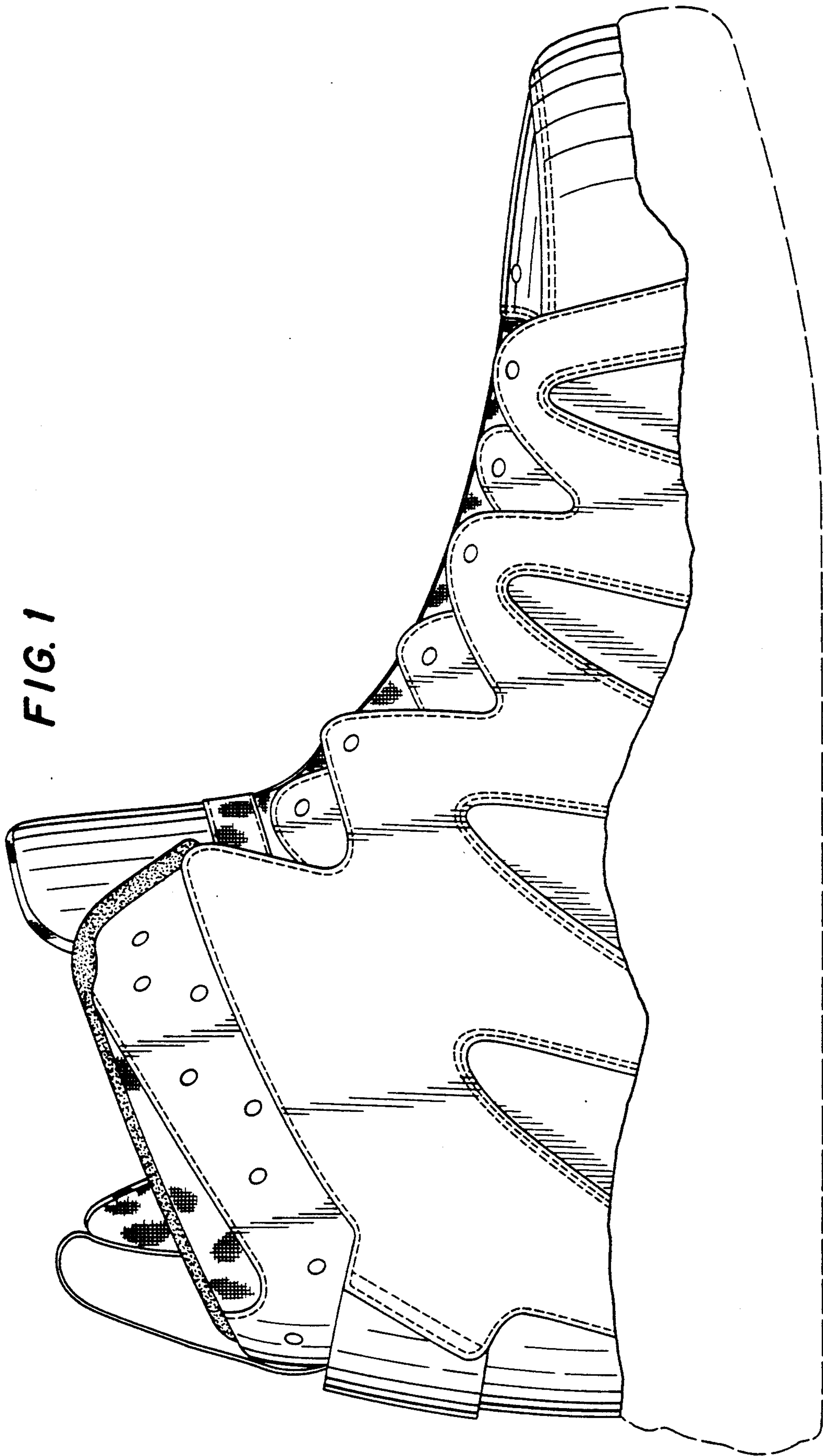


FIG. 1



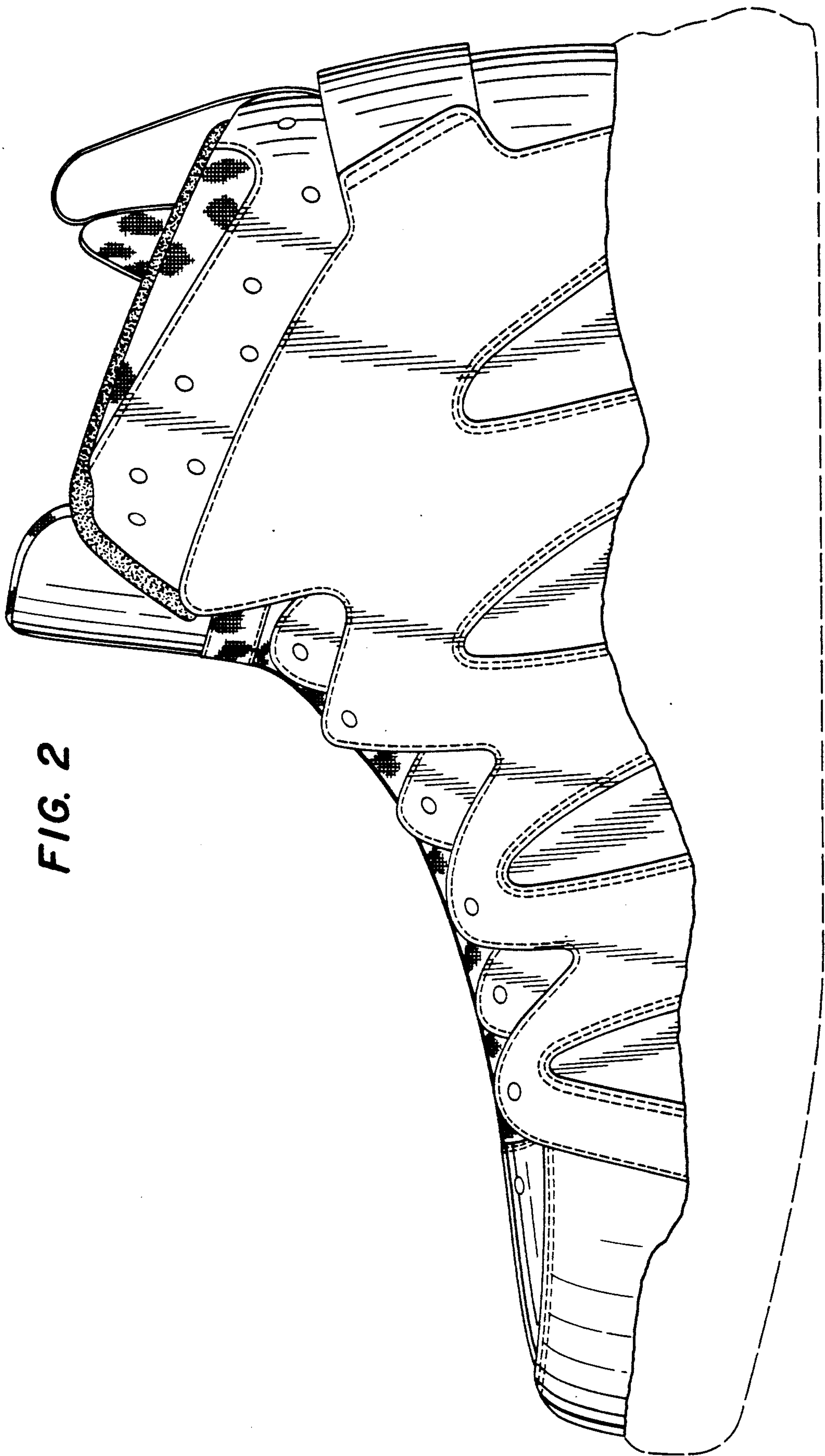


FIG. 2

FIG. 4

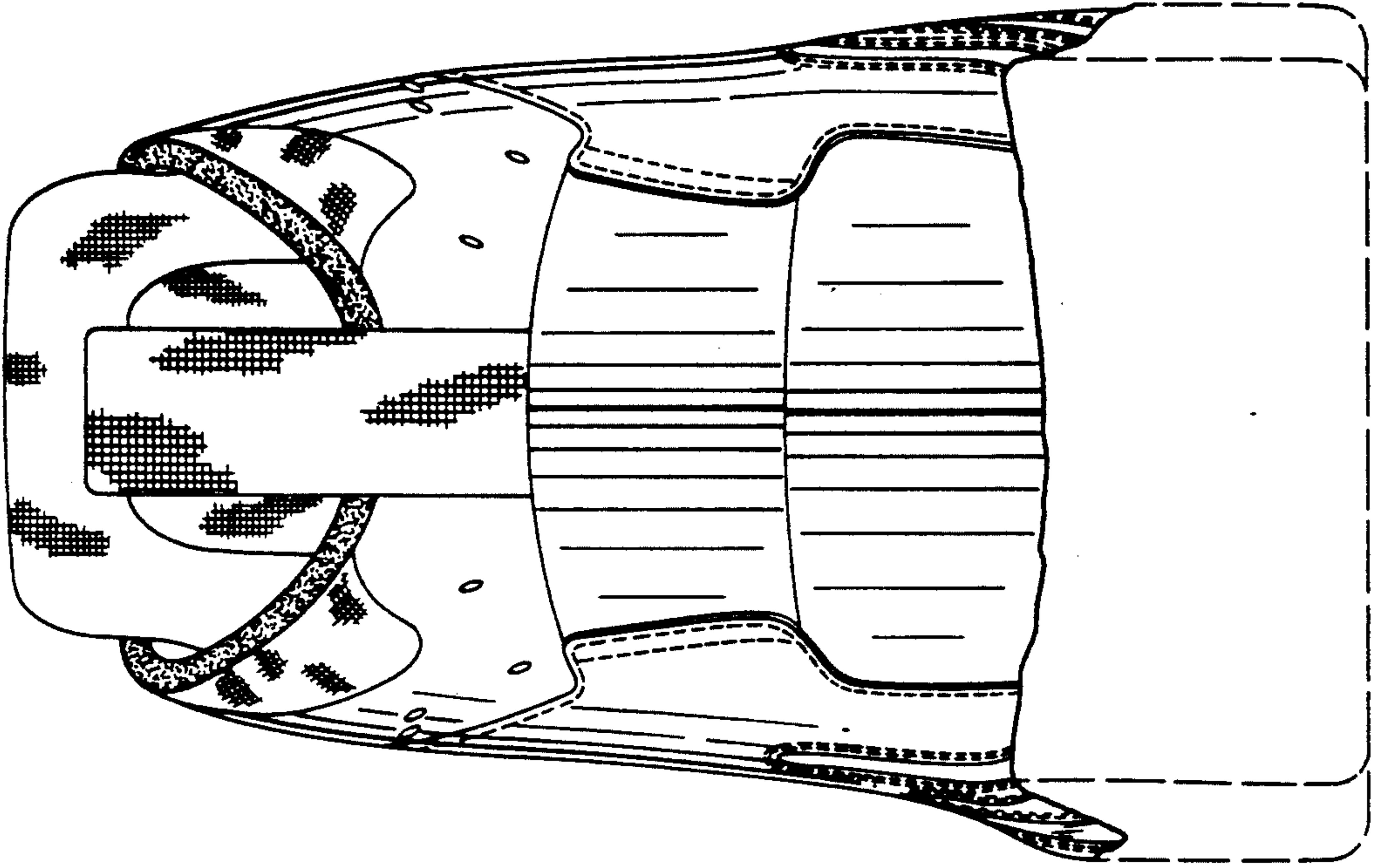


FIG. 3

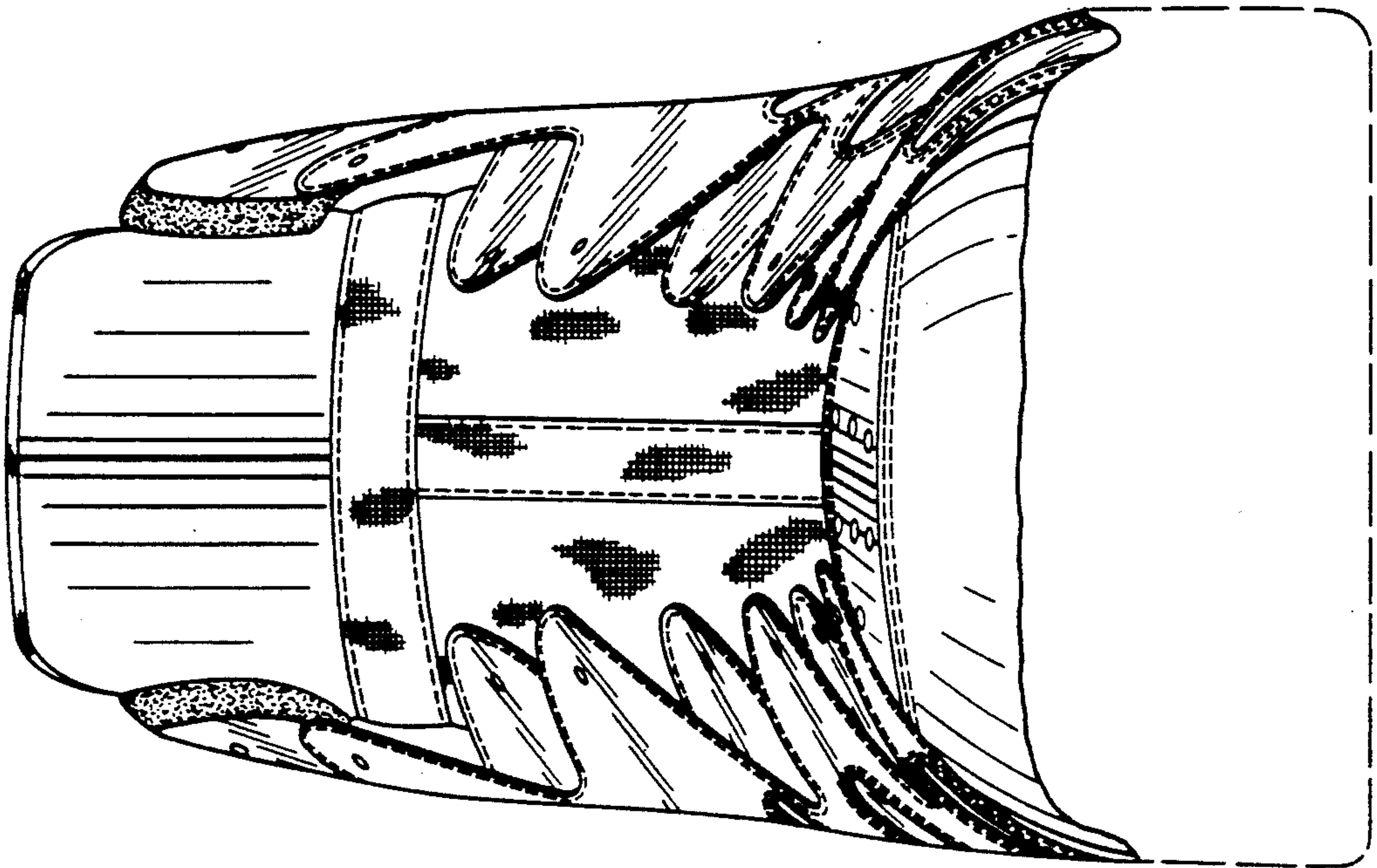


FIG. 5

