



US00D347105S

# United States Patent [19]

[11] Patent Number: **Des. 347,105**

**Johnson**

[45] Date of Patent: **\*\* May 24, 1994**

- [54] SHOE SOLE
- [75] Inventor: **Bradford A. Johnson**, Portland, Oreg.
- [73] Assignee: **Nike, Inc.**, Beaverton, Oreg.
- [\*\*] Term: **14 Years**
- [21] Appl. No.: **12,359**
- [22] Filed: **Sep. 1, 1993**
- [52] U.S. Cl. .... **D2/952; D2/957; D2/960**
- [58] Field of Search ..... **D2/896, 897, 899, 908, D2/947, 948, 951, 952, 957, 960; 36/25 R, 30 R, 32 R, 59 R, 59 C, 83, 84, 89, 102-107, 112, 114, 132, 136**

- D. 331,831 12/1992 Byrne et al. .... D2/954
- D. 333,211 2/1993 Foster ..... D2/954
- D. 336,776 6/1993 Greene ..... D2/951
- 4,266,349 6/1981 Schmohl ..... 36/32 R
- 4,697,361 10/1987 Ganter et al. .... 36/59 R

### OTHER PUBLICATIONS

Nike Fall 1993 Catalog, pp. 34, 94 (Published Dec. 1992).

*Primary Examiner*—Louis S. Zarfaz  
*Attorney, Agent, or Firm*—Banner, Birch, McKie & Beckett

### [56] References Cited

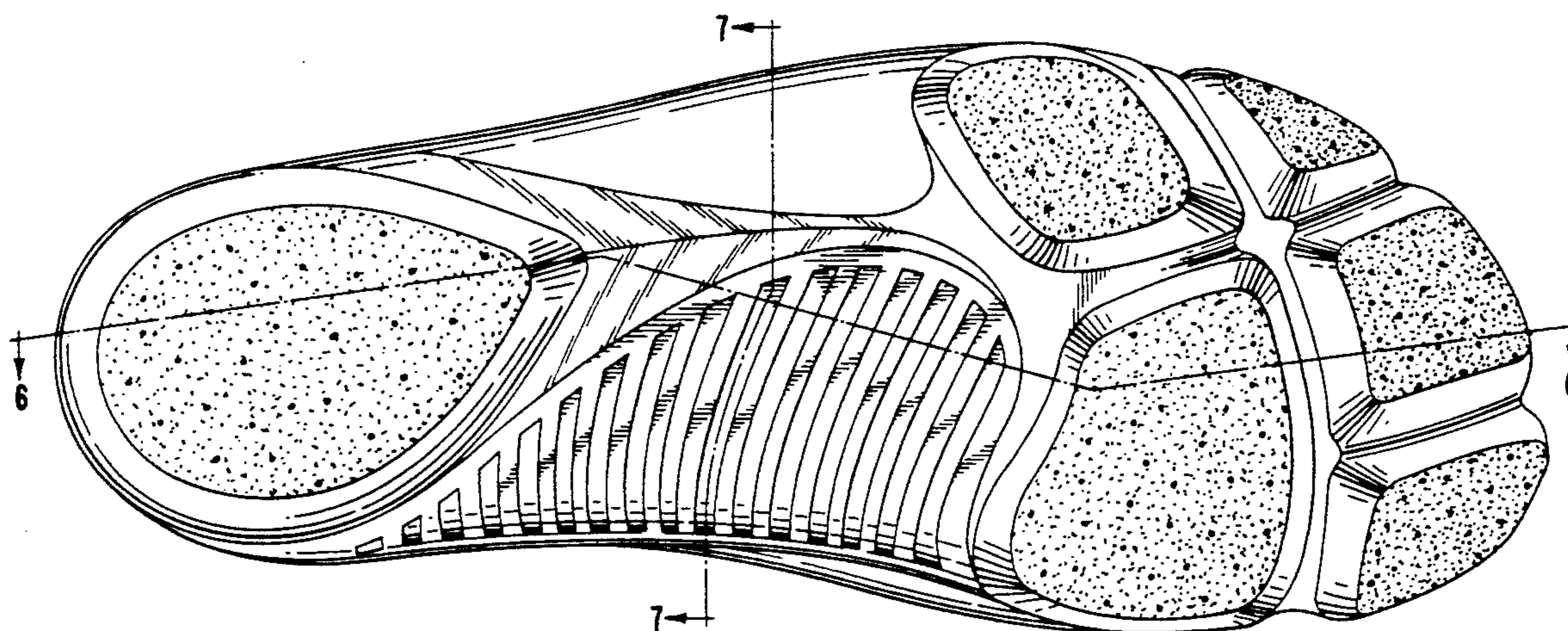
U.S. PATENT DOCUMENTS

- D. 204,186 3/1966 Mattos .
- D. 247,832 5/1978 Glasgow et al. .... D2/952
- D. 288,383 2/1987 Autry .
- D. 290,423 6/1987 Peterson .
- D. 294,770 3/1988 Selbiger et al. .
- D. 296,952 8/1988 Brown et al. .
- D. 297,384 8/1988 Miller .
- D. 308,904 7/1990 Diaz et al. .
- D. 309,670 8/1990 Mendonca ..... D2/952
- D. 326,952 6/1992 Smith, III .
- D. 326,956 6/1992 Damainoe et al. .
- D. 327,165 6/1992 Hatfield .
- D. 327,570 7/1992 Silverman et al. .... D2/952
- D. 328,970 9/1992 Hatfield ..... D2/957
- D. 329,535 9/1992 Greene ..... D2/951
- D. 331,313 12/1992 Lesbirel ..... D2/954

[57] **CLAIM**  
The ornamental design for a shoe sole, as shown and described.

### DESCRIPTION

FIG. 1 is a bottom plan view a shoe sole showing my new design;  
 FIG. 2 is a side elevational view of one side of the shoe sole shown in FIG. 1;  
 FIG. 3 is a side elevational view of the other side of the shoe sole shown in FIG. 1;  
 FIG. 4 is a front elevational view of the shoe sole shown in FIG. 1;  
 FIG. 5 is a rear elevational view of the shoe sole shown in FIG. 1;  
 FIG. 6 is a cross-sectional view taken along line 6—6 in FIG. 1; and,  
 FIG. 7 is a cross-sectional view taken along line 7—7 in FIG. 1.  
 The broken line showing of a shoe upper is for illustrative purposes and forms no part of the claimed design.



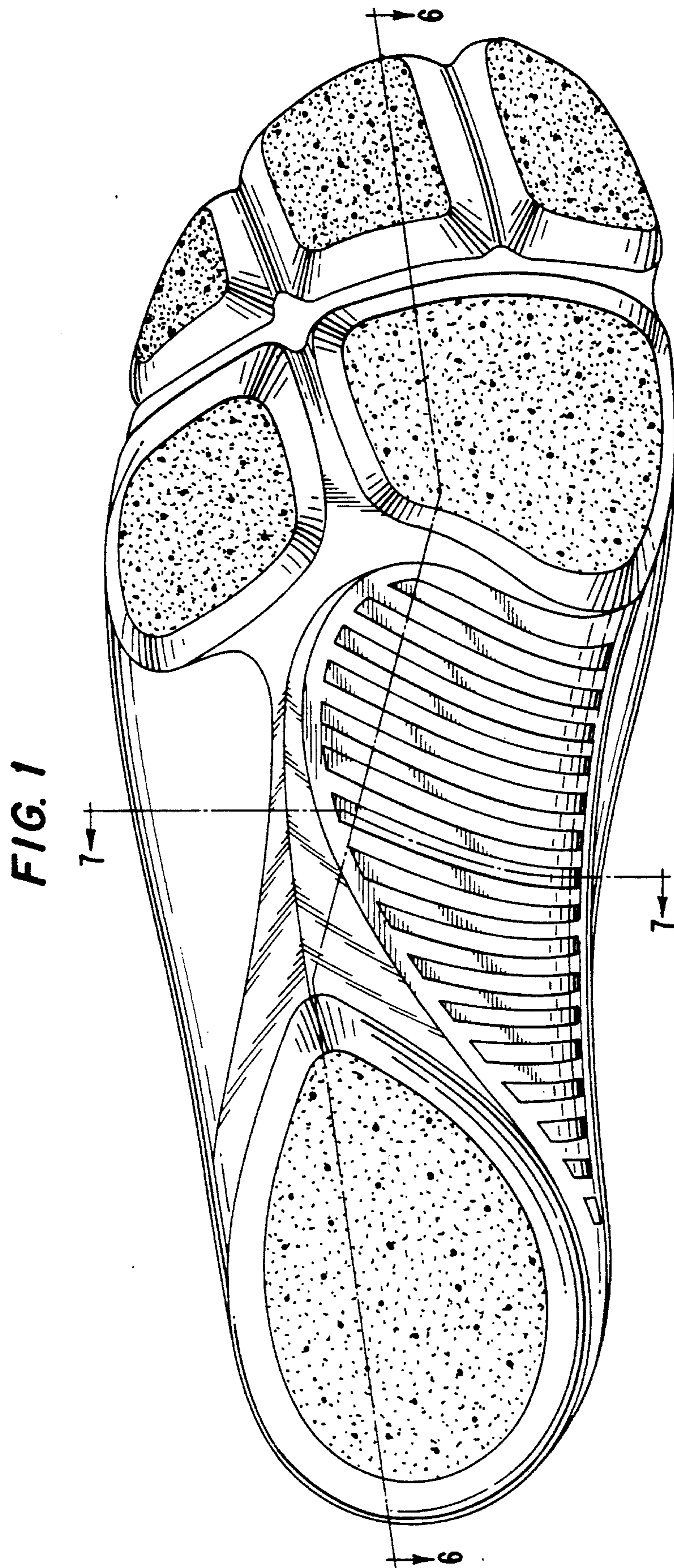


FIG. 2

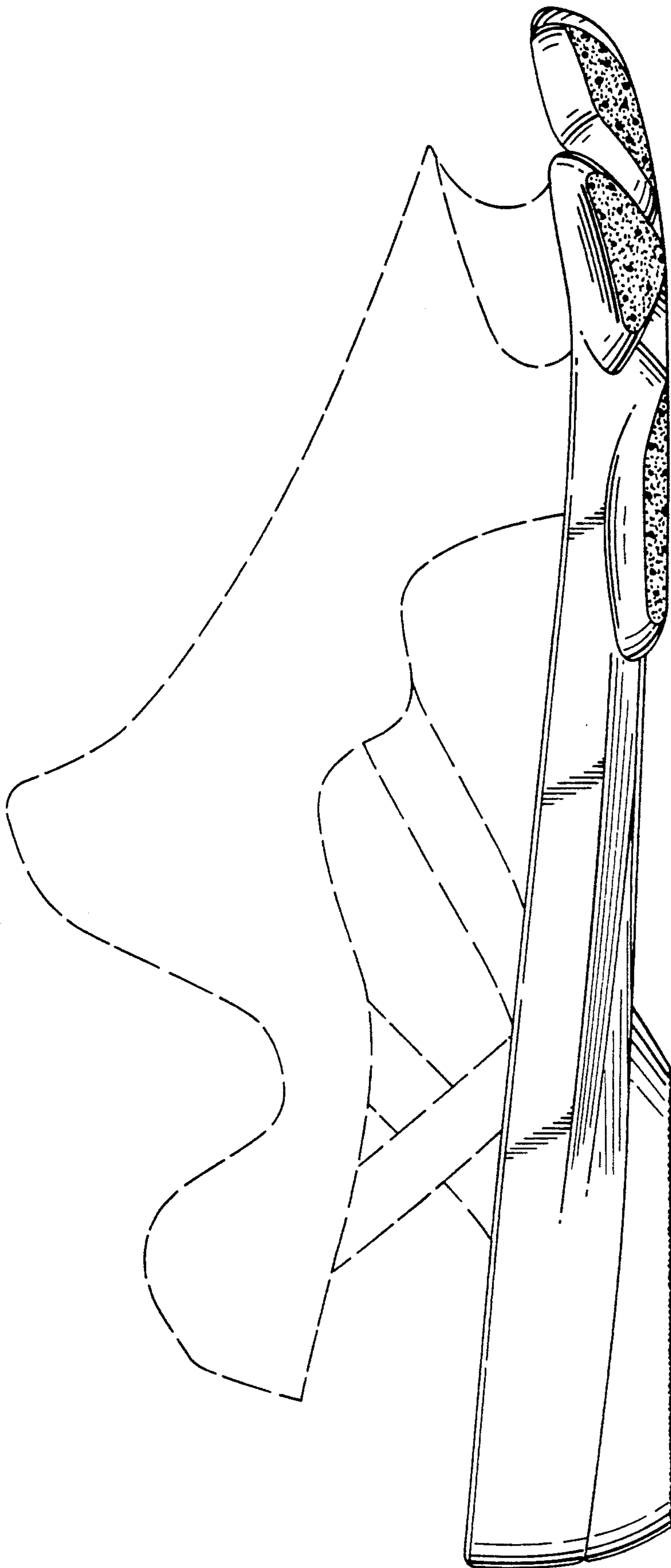


FIG. 3

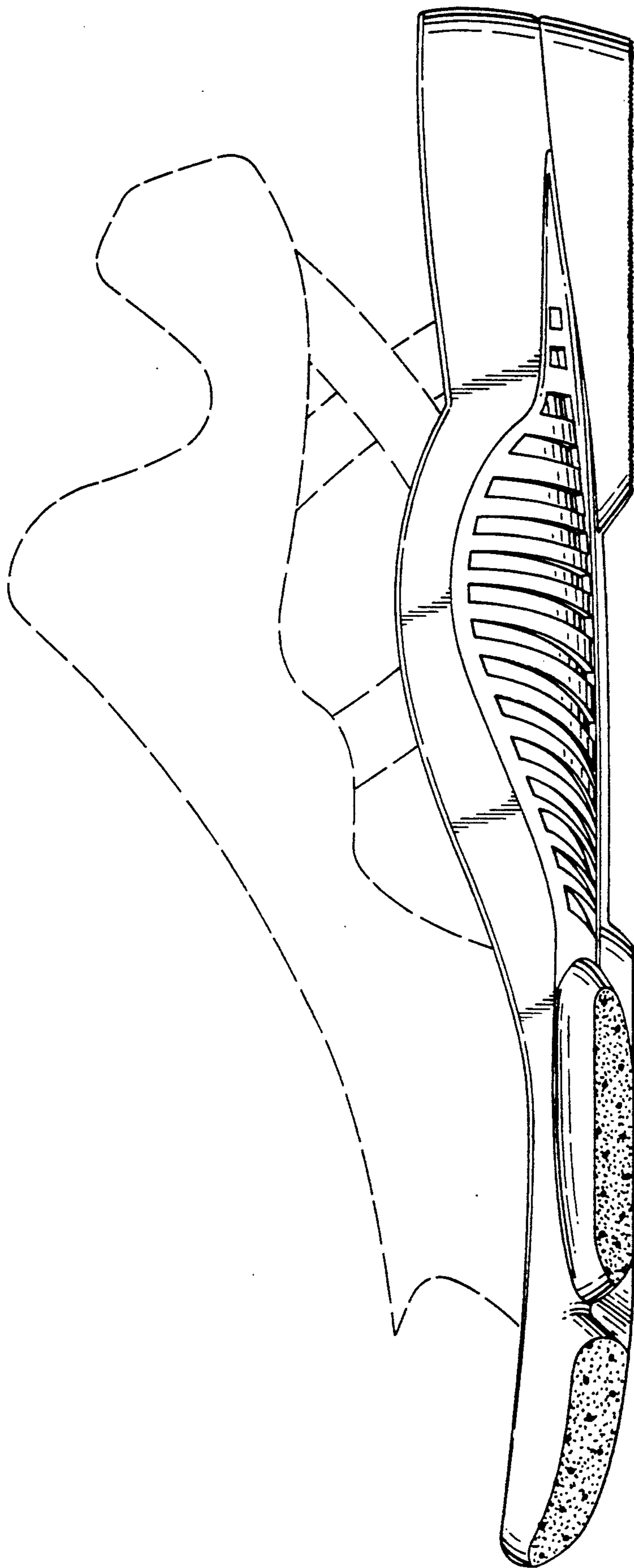


FIG. 5

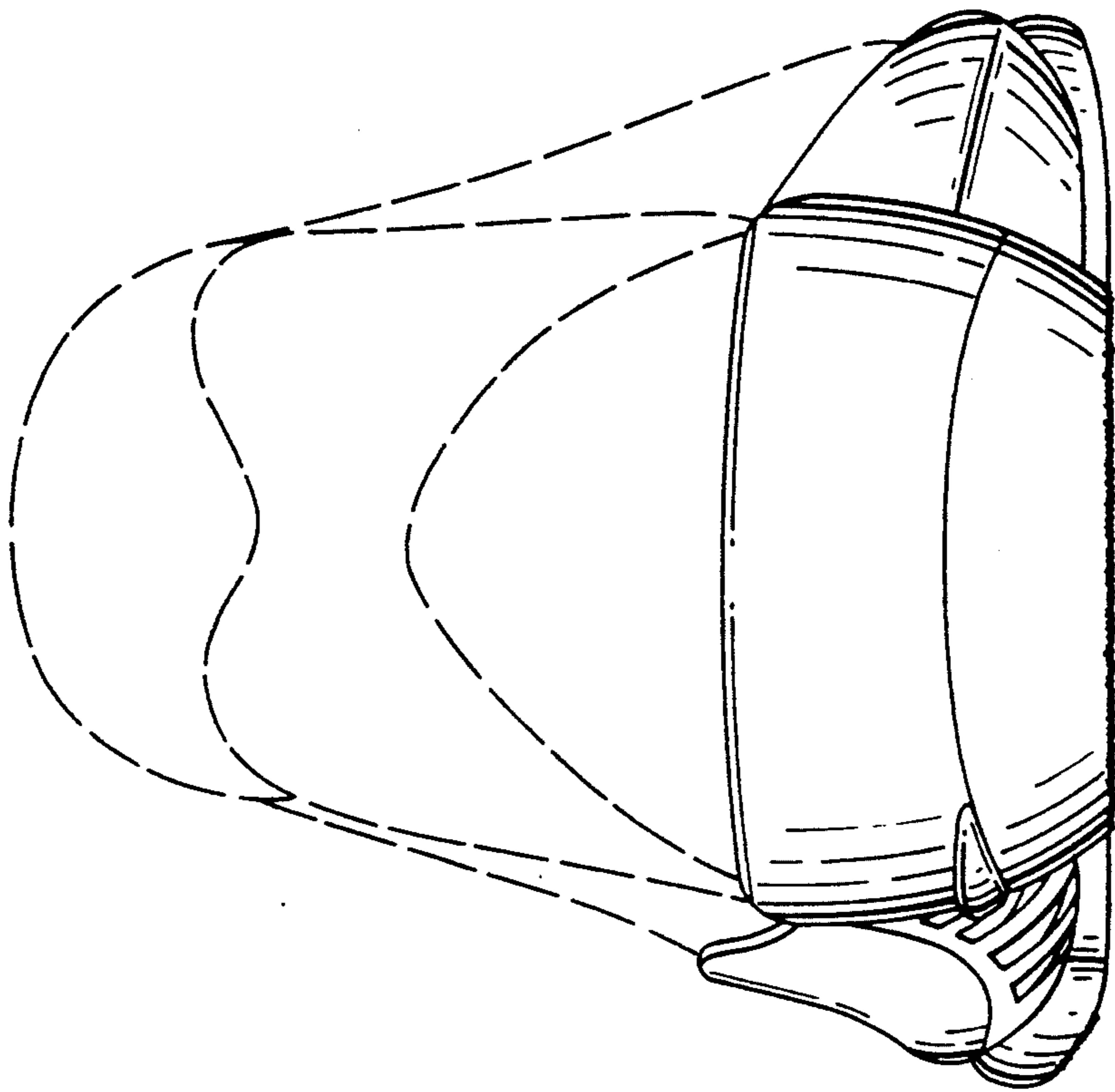
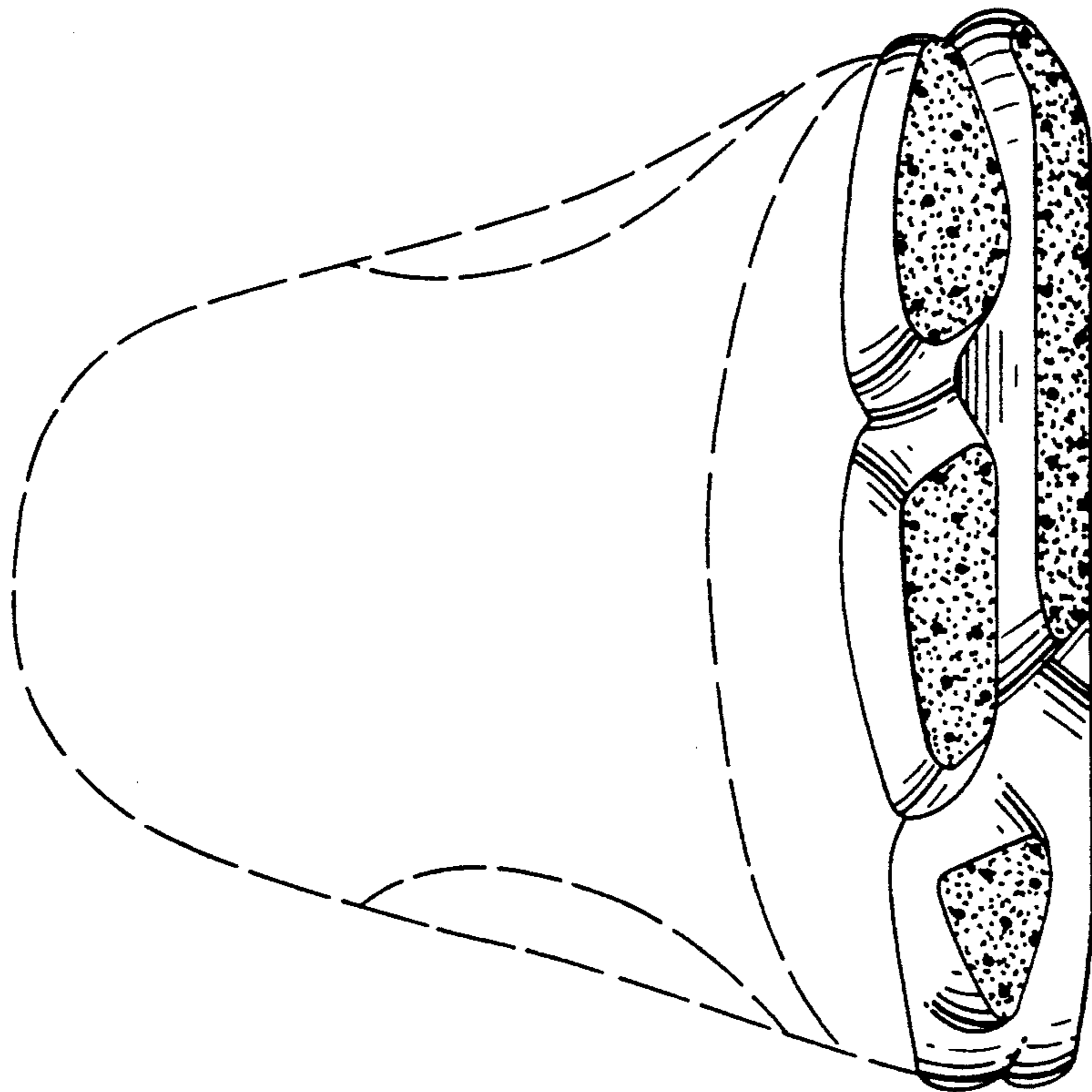


FIG. 4



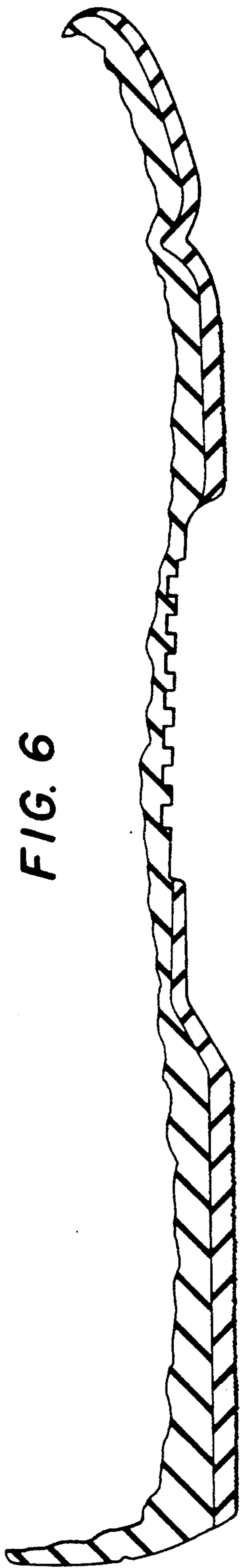


FIG. 6



FIG. 7