



US00D347103S

United States Patent [19]

Berry

[11] Patent Number: **Des. 347,103**

[45] Date of Patent: **** May 24, 1994**

[54] **HIP PAD**

[76] Inventor: **Andrew C. Berry, P.O. Box 4967, Greenville, S.C. 29608**

[**] Term: **14 Years**

[21] Appl. No.: **759,083**

[22] Filed: **Sep. 13, 1991**

[52] U.S. Cl. **D2/860; D2/861**

[58] Field of Search **D2/225, 226, 215, 10, D2/11, 23, 28, 38, 42, 860, 861; 2/109, 110, 400, 403, 267, 247, 406, 46, 48; 450/81, 94**

[56] **References Cited**

U.S. PATENT DOCUMENTS

D. 315,705	3/1991	Smith	D2/225
D. 319,922	9/1991	Flake	D2/225
924,702	6/1909	Stowe	2/267
1,067,761	7/1913	Schulz	2/46
1,406,225	2/1922	Ratismill	2/46
1,475,018	11/1923	Lasseu	2/48

1,513,513	10/1924	London	2/48
1,604,085	10/1926	Stein	2/46
1,620,426	3/1927	Baxter	2/46
1,744,034	1/1930	Brandt	2/46
4,894,869	1/1990	Boll	2/400

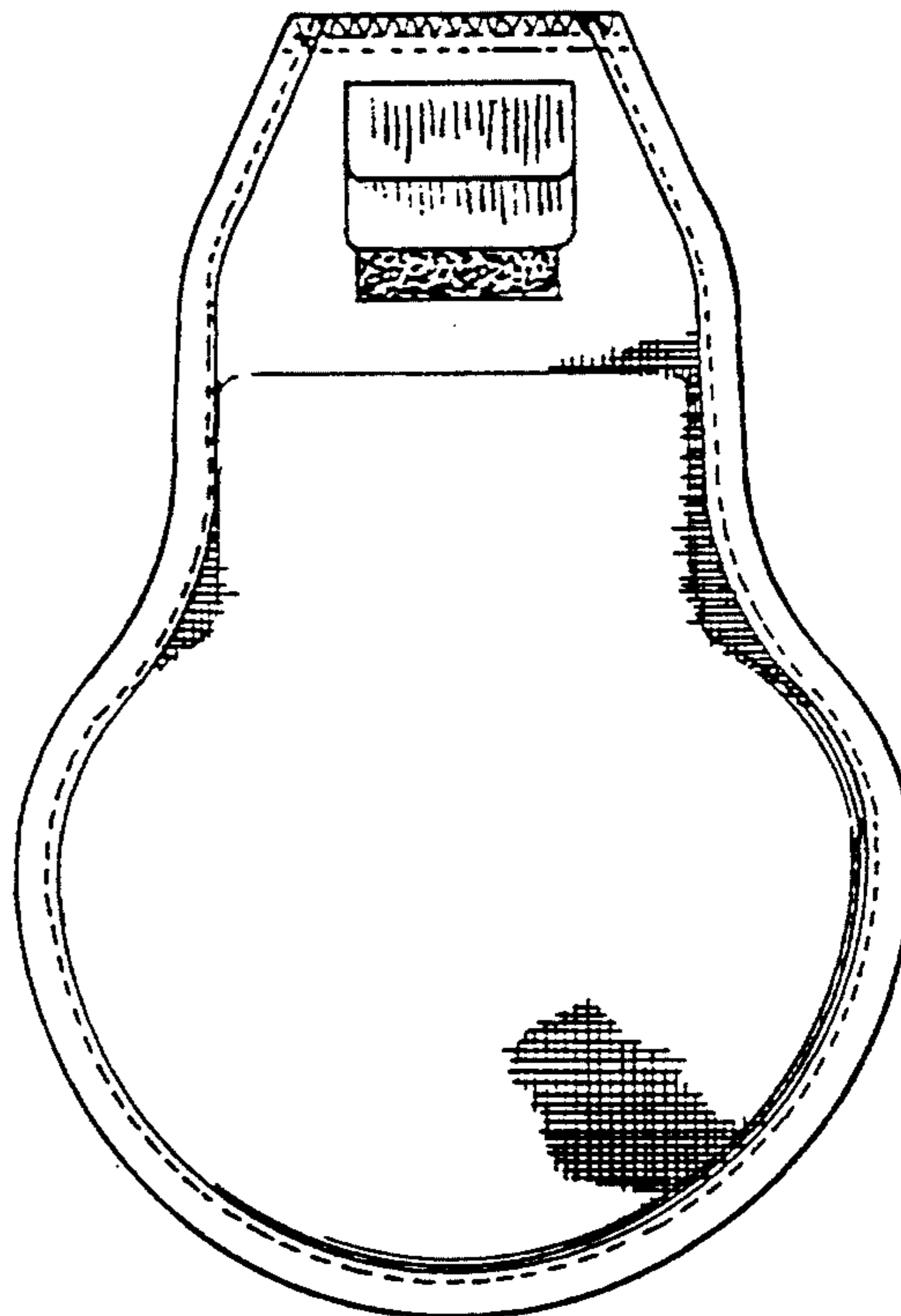
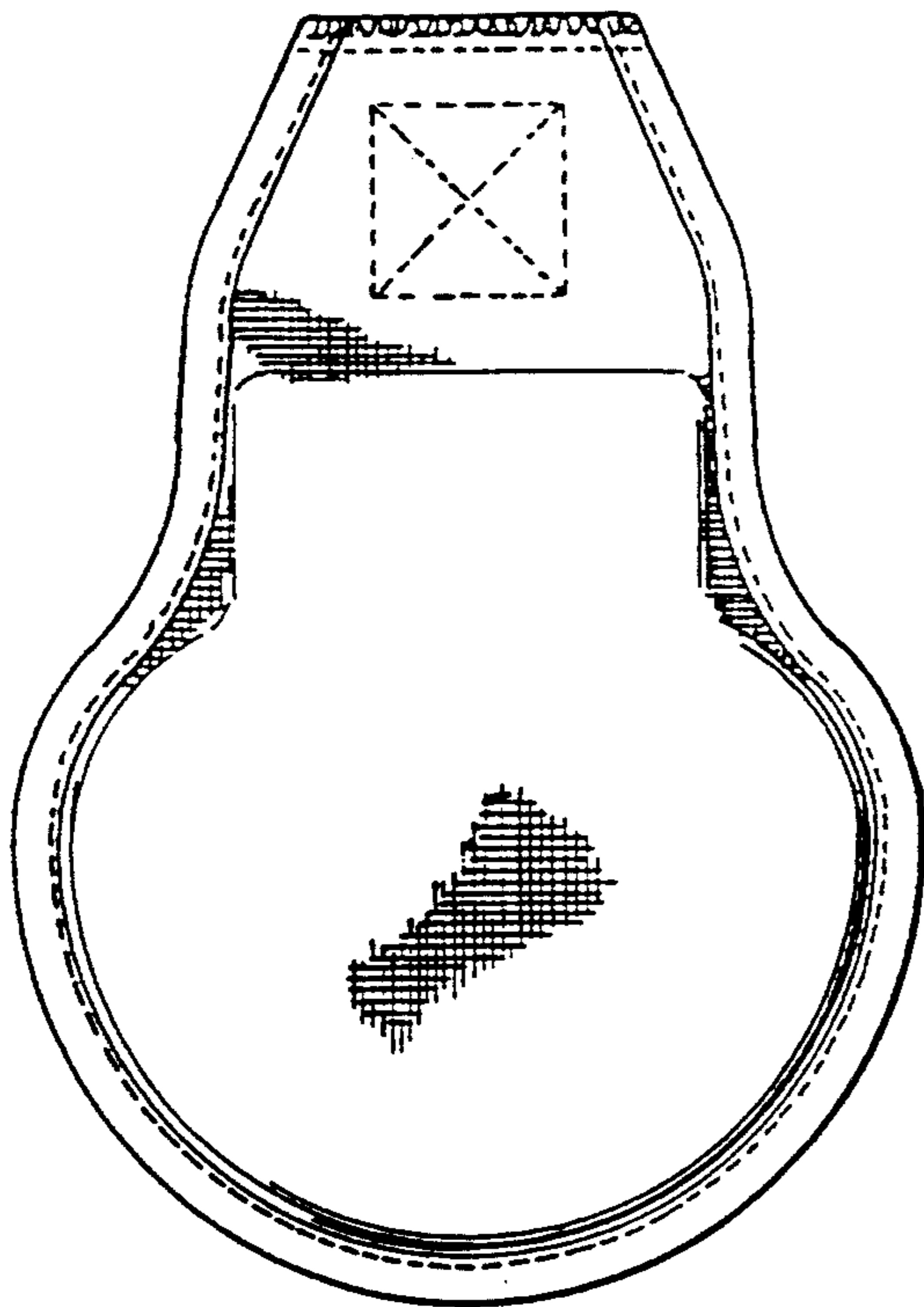
Primary Examiner—A. Hugo Word
Assistant Examiner—Celia A. Murphy
Attorney, Agent, or Firm—Cort Flint

[57] CLAIM

The ornamental design for a hip pad, as shown and described.

DESCRIPTION

FIG. 1 is a rear view of a hip pad showing my new design;
FIG. 2 is a front view thereof; and,
FIG. 3 is a right side elevational view thereof, the left side being a mirror image.
The broken lines shown in FIGS. 1 and 2 are understood to represent conventional stitching.



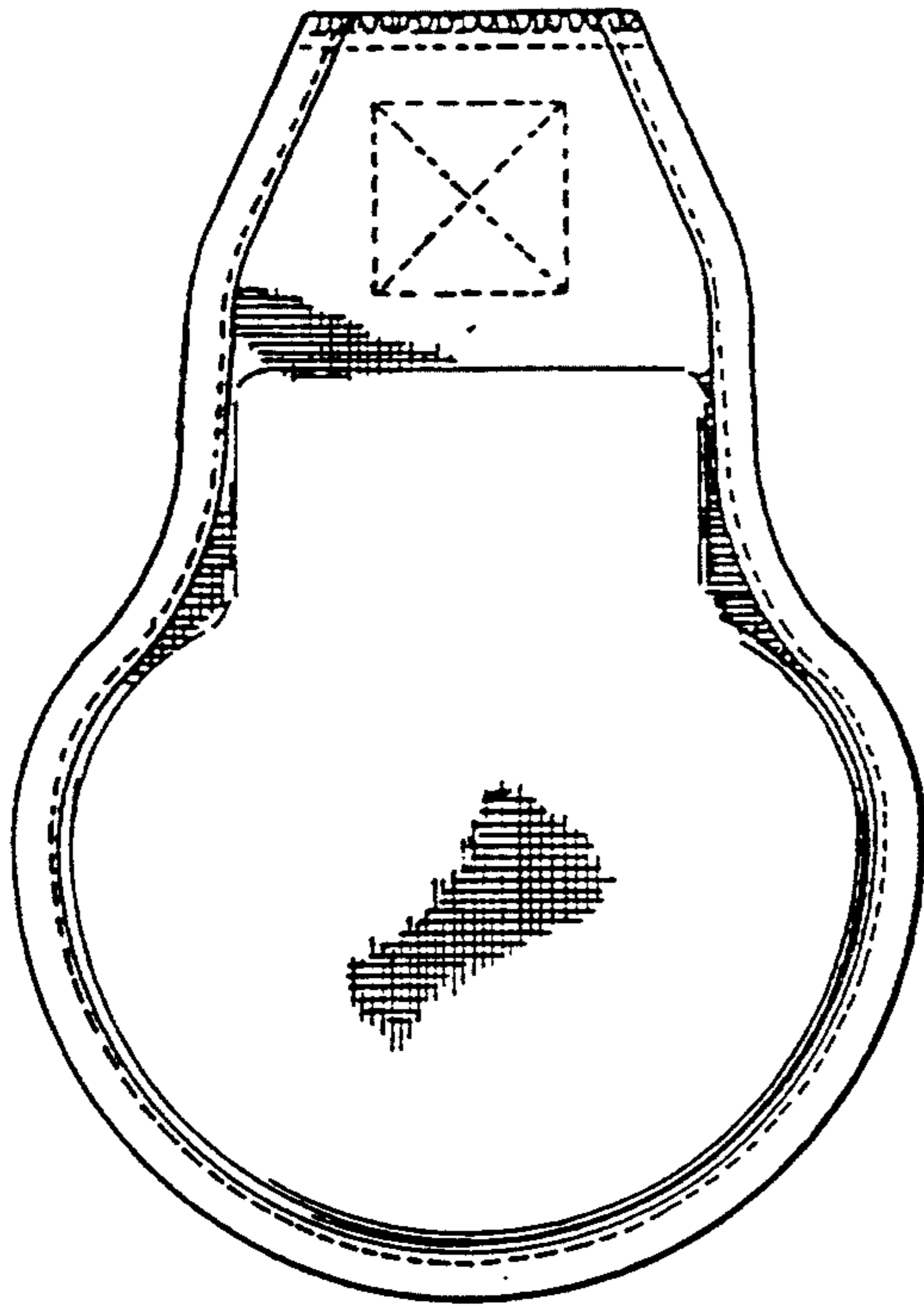


Fig. 1.

Fig. 2.

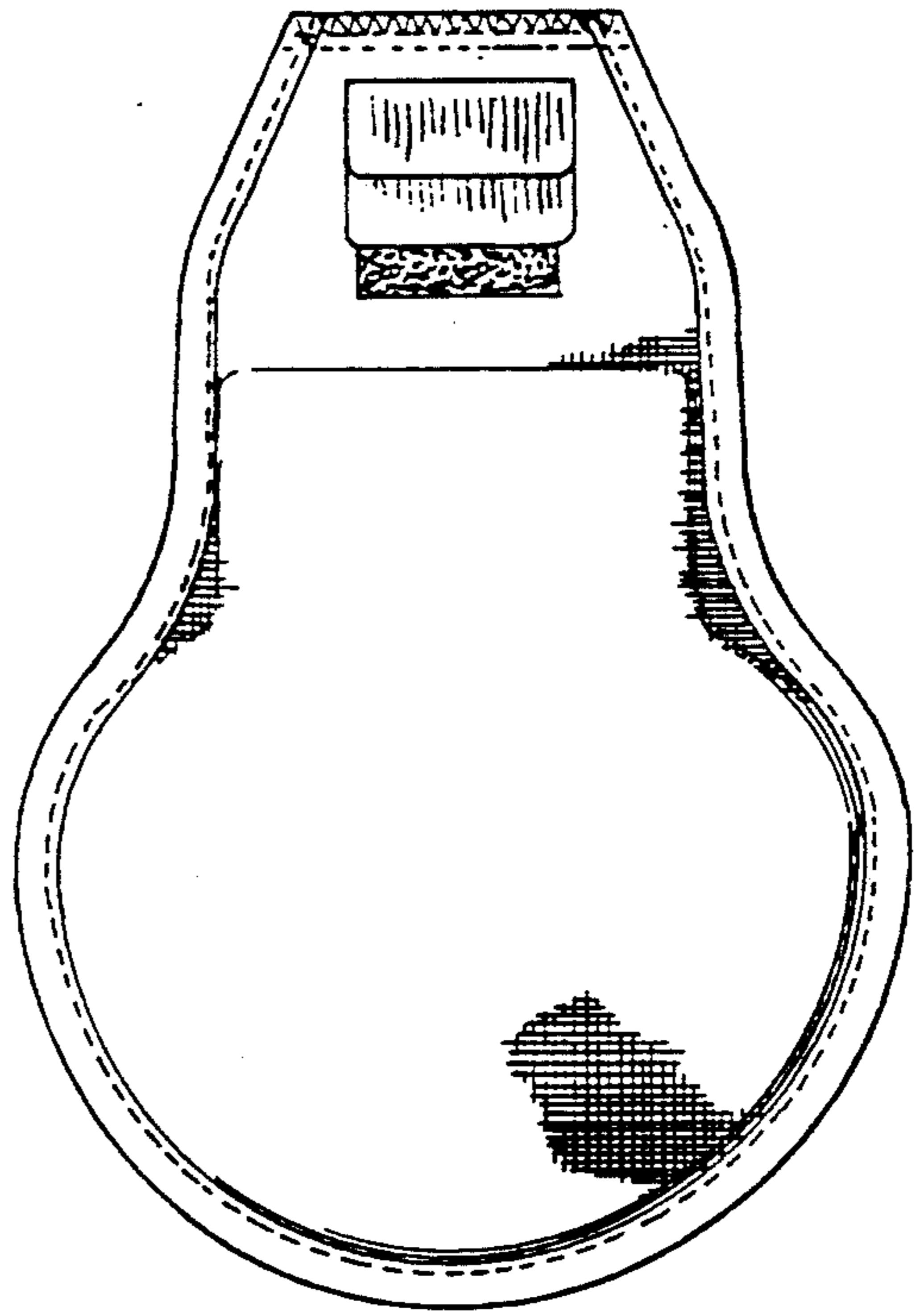


Fig. 3.

