



US00D347100S

United States Patent [19] Greene

[11] Patent Number: **Des. 347,100**
[45] Date of Patent: **** May 24, 1994**

[54] **BOWLING GLOVE**
[76] Inventor: **Timothy Greene, 324 Pine St., Buffalo, N.Y. 14204**
[**] Term: **14 Years**
[21] Appl. No.: **922,753**
[22] Filed: **Jul. 31, 1992**
[52] U.S. Cl. **D2/610; D29/22**
[58] Field of Search **D2/610, 617, 618, 619, D2/621; 2/159, 160, 161.1, 161.2, 161.6, 169; 473/59; D29/20, 22**

4,908,879 3/1990 Roderman 2/159 X

FOREIGN PATENT DOCUMENTS

1262510 7/1960 France 2/159
008379 5/1992 World Int. Prop. O. 2/159

Primary Examiner—Bernard Ansher
Assistant Examiner—Paula Mortimer
Attorney, Agent, or Firm—Richard C. Litman

[57] CLAIM

The ornamental design for a bowling glove, as shown and described.

[56] References Cited U.S. PATENT DOCUMENTS

2,907,047 10/1959 Steinberg 2/161.3
2,975,429 3/1961 Newman D29/20 X
3,501,773 3/1970 Stansberry et al. 473/59 X
3,600,715 8/1971 Perrella .
3,772,706 11/1973 Brigidi 473/59 X
4,190,906 3/1980 Patton, Jr. .
4,573,220 3/1986 Baker .
4,683,511 1/1987 Haack .
4,701,963 10/1987 Overton 2/161.1

DESCRIPTION

FIG. 1 is a top plan view of a bowling glove showing my new design;
FIG. 2 is a bottom view thereof;
FIG. 3 is a right side elevational view thereof;
FIG. 4 is a front view thereof;
FIG. 5 is a left side elevational view thereof; and,
FIG. 6 is a rear view thereof.
The broken line showing of a hand in FIGS. 1-3 is for illustrative purposes only and forms no part of the claimed design.

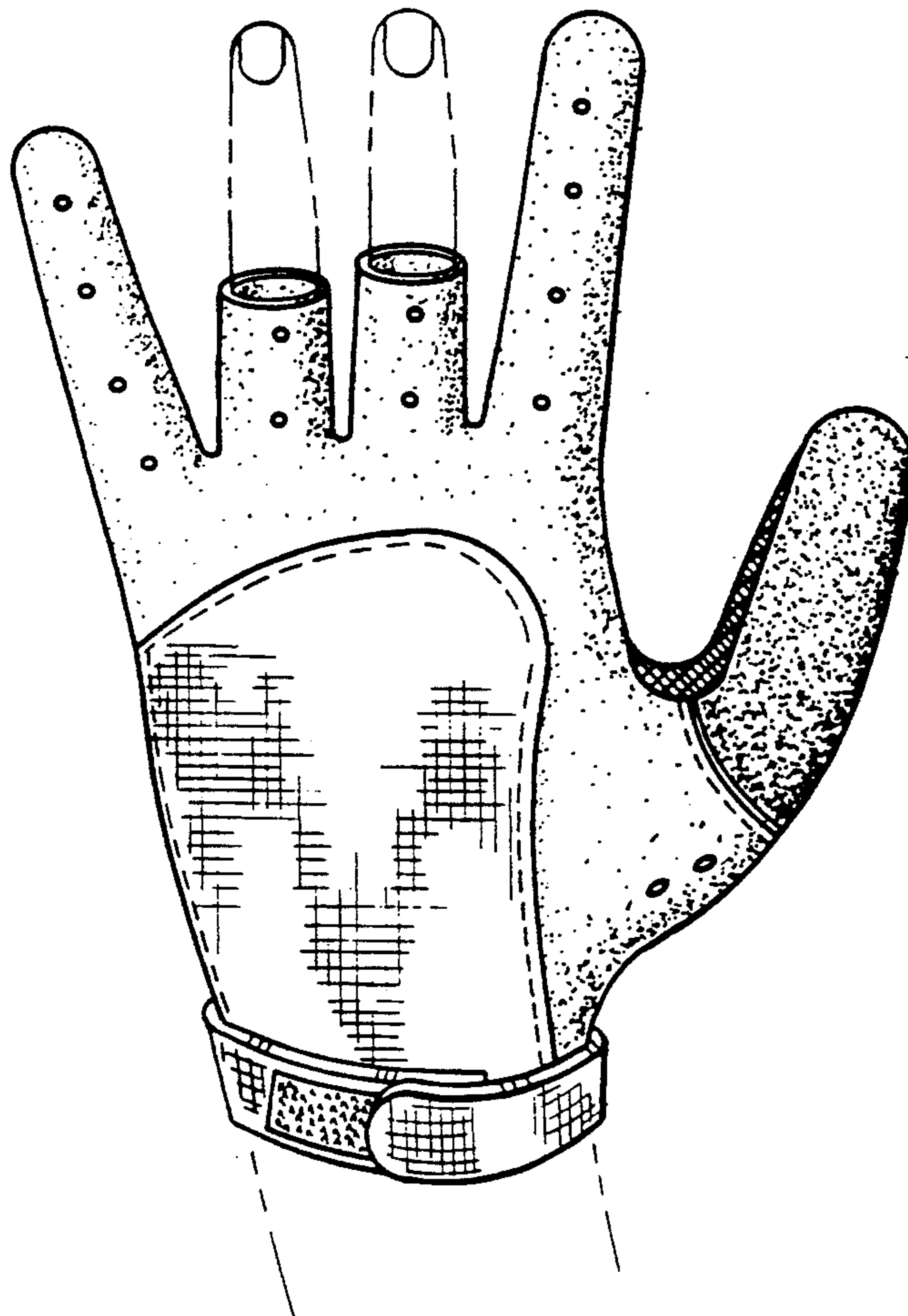


FIG. 1

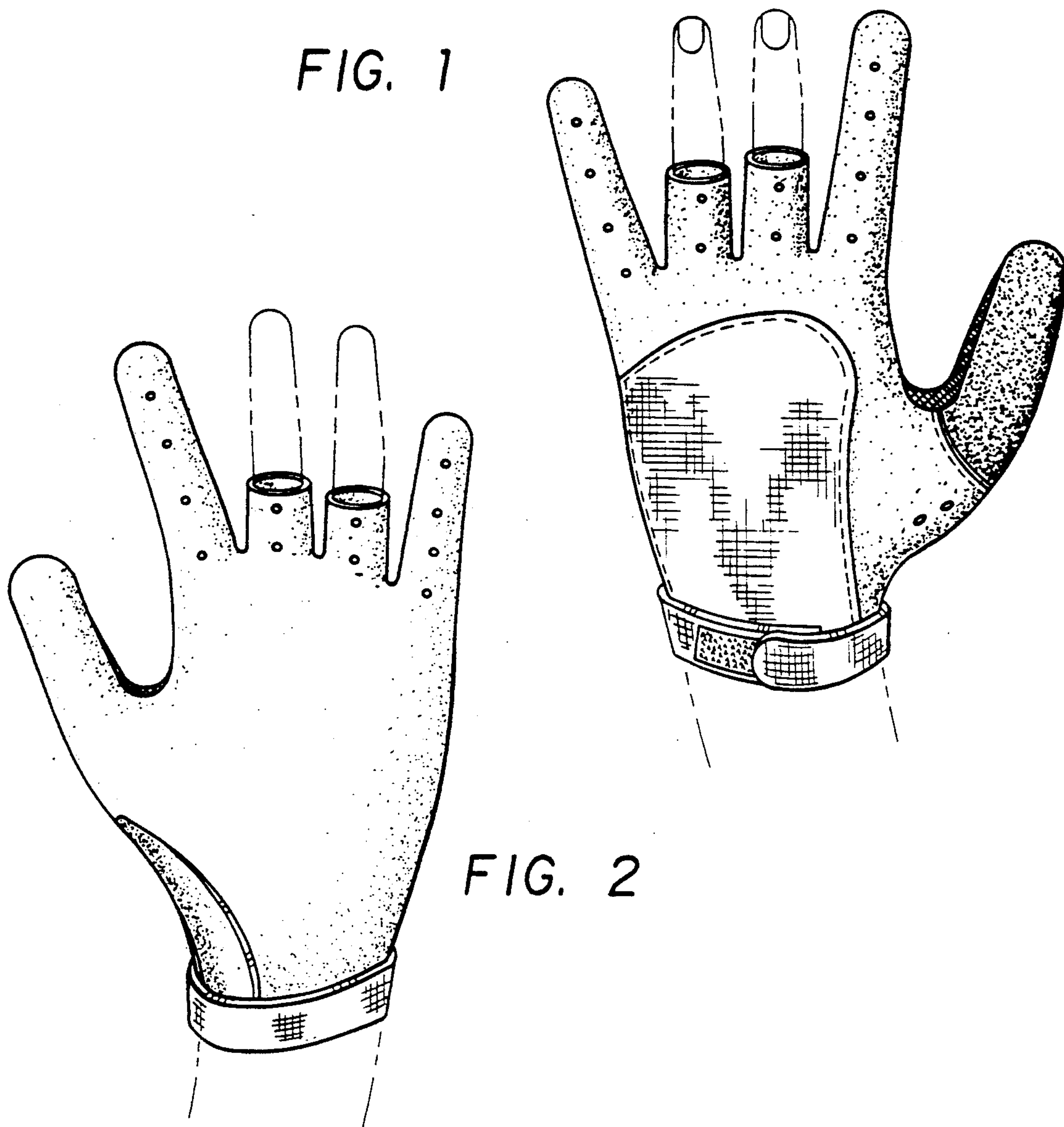


FIG. 2

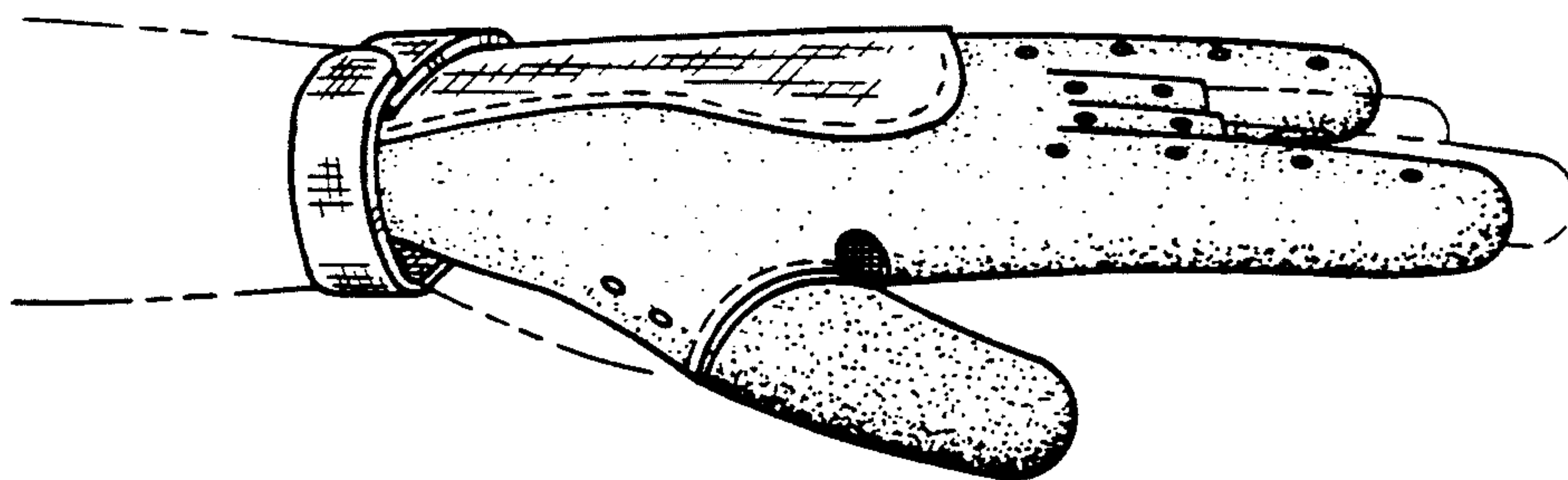


FIG. 3

FIG. 4

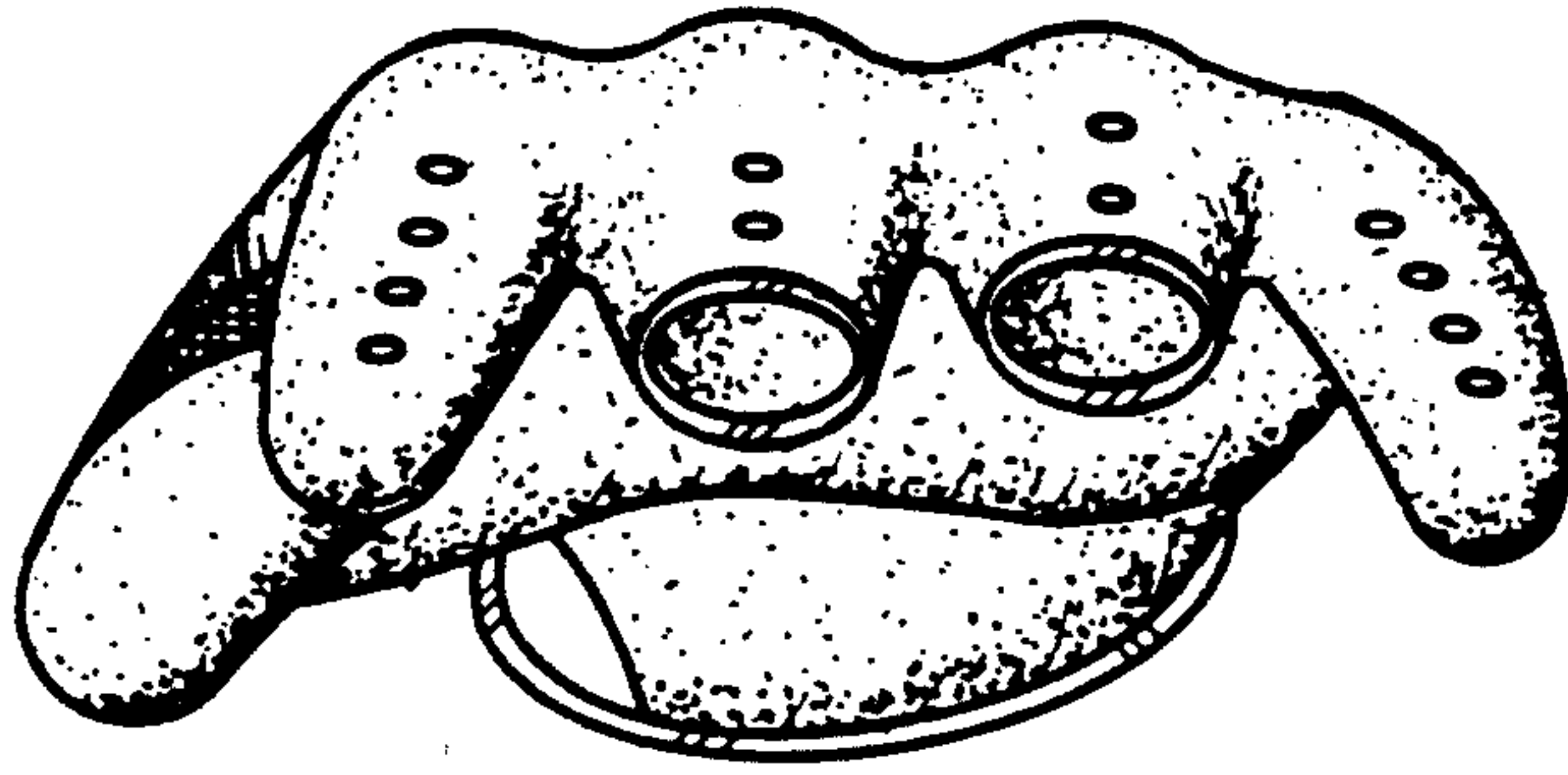


FIG. 5

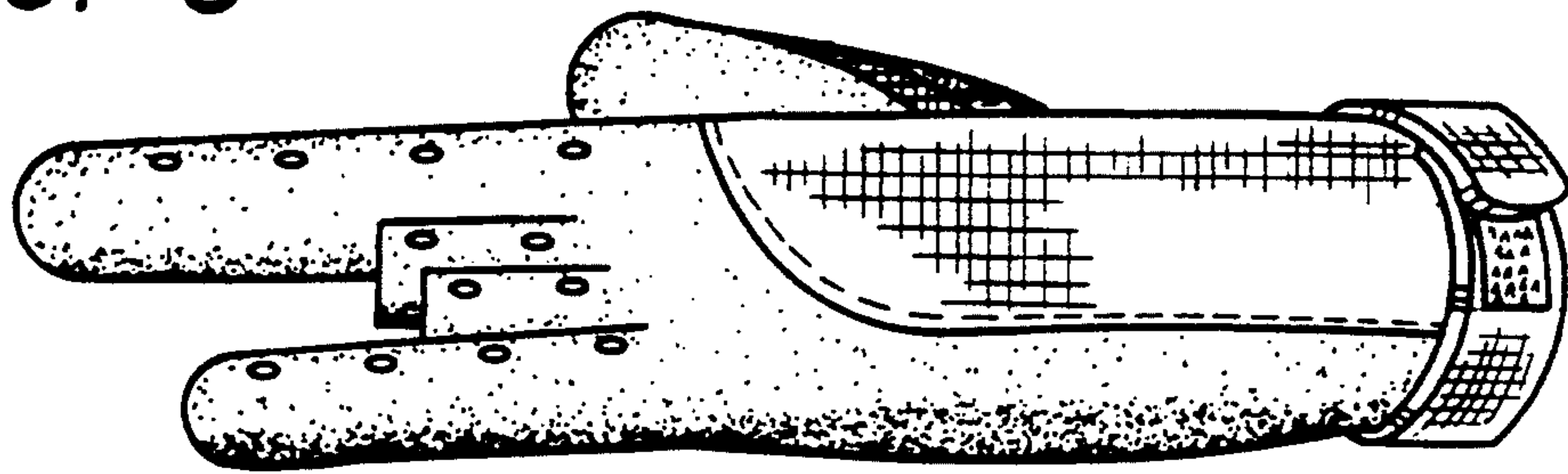


FIG. 6

