



US00D347084S

United States Patent [19] Crawford

[11] Patent Number: Des. 347,084

[45] Date of Patent: ** May 17, 1994

[54] SOAP BAR

[75] Inventor: John C. Crawford, Lake Mahopac, N.Y.

[73] Assignee: Colgate-Palmolive Company, New York, N.Y.

[**] Term: 14 Years

[21] Appl. No.: 867,868

[22] Filed: Apr. 10, 1992

[52] U.S. Cl. D28/8.1

[58] Field of Search 252/90-93, 252/134, 174, DIG. 16; D28/8.1, 8.2

A200304	2/1923	Australia .
36569	7/1923	Australia .
34692	9/1959	Australia .
B179947	2/1965	Australia .
64518	2/1974	Australia .
64689	5/1974	Australia .
78772	10/1980	Australia .
85003	8/1981	Australia .
92655	7/1986	Australia .
105149	9/1989	Australia .
112354	10/1991	Australia .
450292	8/1952	Japan .
538348	8/1955	Japan .
722980	1/1988	Japan .
732192	5/1988	Japan .
D-308	11/1967	Philippines .

[56] References Cited

U.S. PATENT DOCUMENTS

D. 131,541	3/1942	Stoner et al.	D28/8.1
D. 137,202	2/1944	Scott	D28/8.1
D. 184,473	2/1959	de Lahoud	D28/8.1
D. 217,891	6/1970	Koenigsberg	D28/8.1
D. 218,368	8/1970	Johnson	D28/8.1
D. 252,054	6/1979	Carles	D28/8.1
D. 260,691	9/1981	Hines	D28/8.1
D. 293,487	12/1987	Swanson	D28/8.1
D. 295,683	5/1988	Kirk .	
D. 298,062	10/1988	Bussell	D28/8.1 X
D. 298,664	11/1988	Huff	D28/8.1
D. 300,673	4/1989	Rhoa et al.	D28/8.1 X
D. 301,762	6/1989	Oshlack	D28/8.2 X
D. 301,763	6/1989	Rhoa et al.	D28/8.1 X
D. 301,764	6/1989	Contractor et al.	D28/8.1 X
D. 302,337	7/1989	Bresloff et al.	D28/8.1 X
D. 302,481	7/1989	Miller et al.	D28/8.1 X
D. 309,035	7/1990	Mattawan et al.	D28/8.1 X
D. 316,616	4/1991	Leslie et al.	D28/8.1 X
D. 321,406	11/1991	Biallo	D28/8.1

FOREIGN PATENT DOCUMENTS

A35453	of 0000	Australia .
296668	of 0000	Australia .
A200303	2/1923	Australia .

OTHER PUBLICATIONS

Blair Co. Cat. #766 of 1969, p. 24; center row, soaps "D".

Primary Examiner—Bernard Ansher

Assistant Examiner—C. Tuttle

Attorney, Agent, or Firm—Robert C. Sullivan; Richard J. Ancel

[57] CLAIM

The ornamental design for a soap bar, as shown and described.

DESCRIPTION

FIG. 1 is a perspective view from the top of a soap bar showing my new design;
 FIG. 2 is a perspective view from the bottom thereof;
 FIG. 3 is a top plan view thereof;
 FIG. 4 is a side elevational view thereof;
 FIG. 5 is an end elevational view from the right end of FIG. 3;
 FIG. 6 is a bottom plan view thereof;
 FIG. 7 is a side elevational view thereof from the other side of FIG. 4; and,
 FIG. 8 is an end elevational view as seen from the left end of FIG. 3.

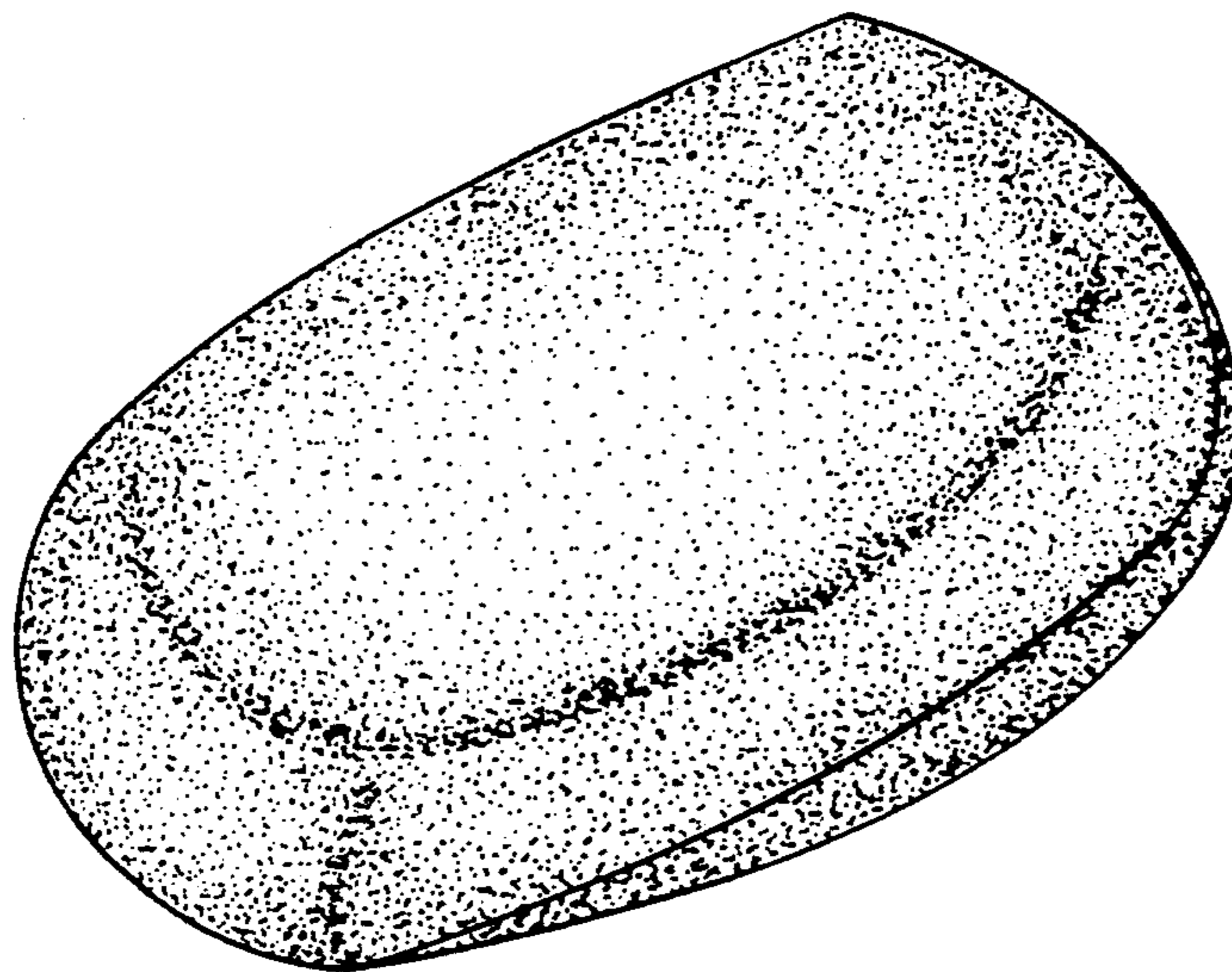


FIG. 1

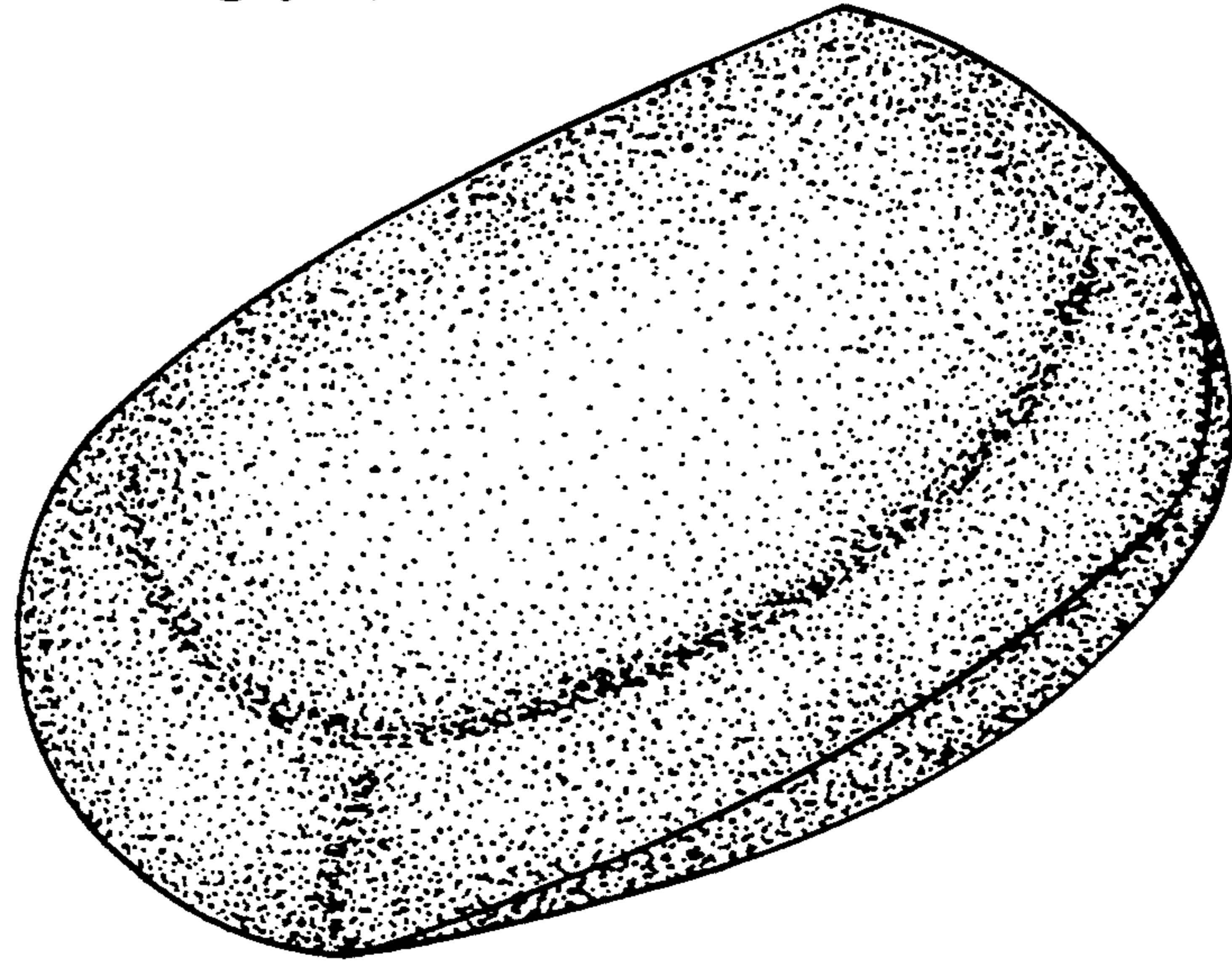


FIG. 2

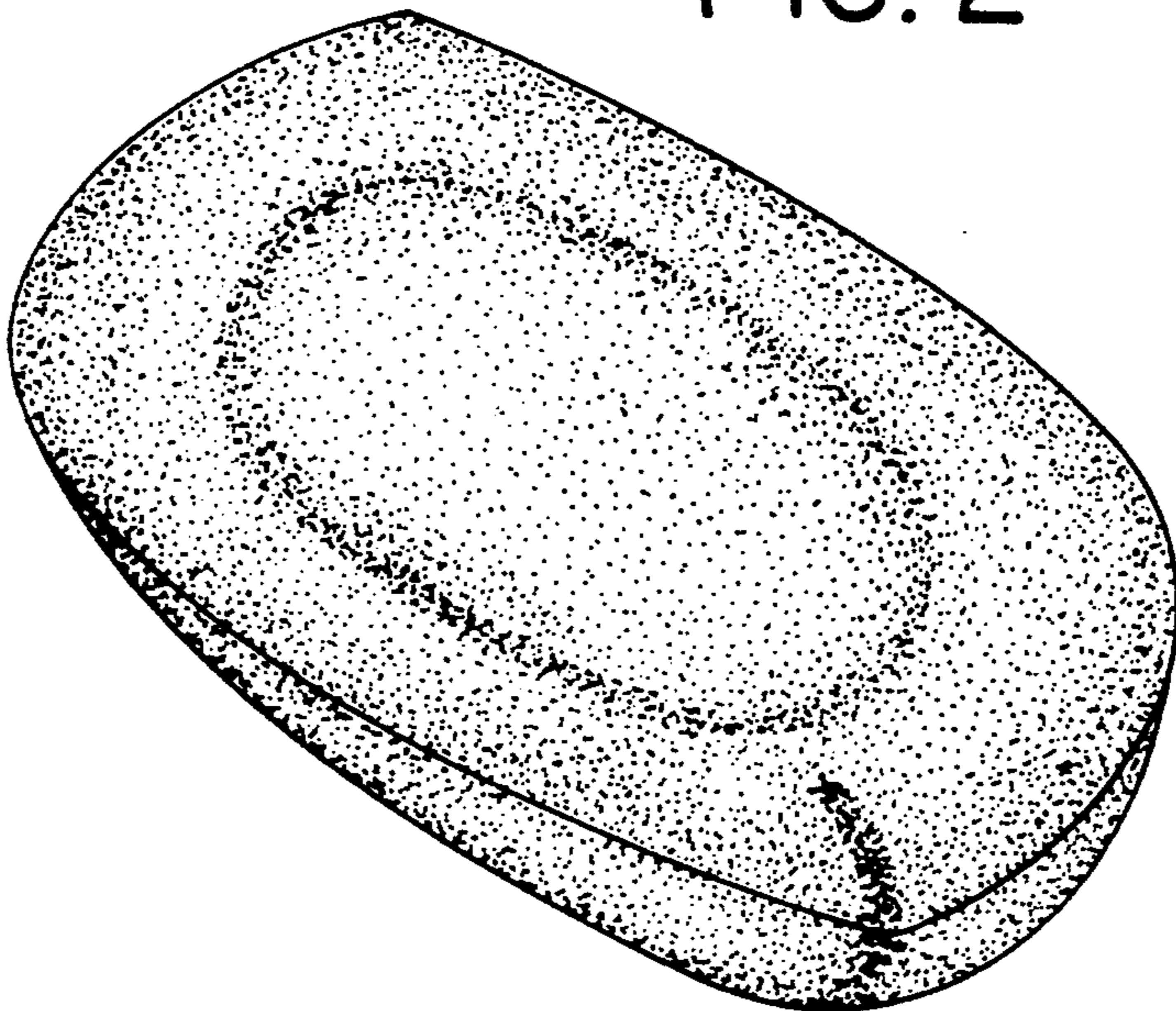


FIG. 3

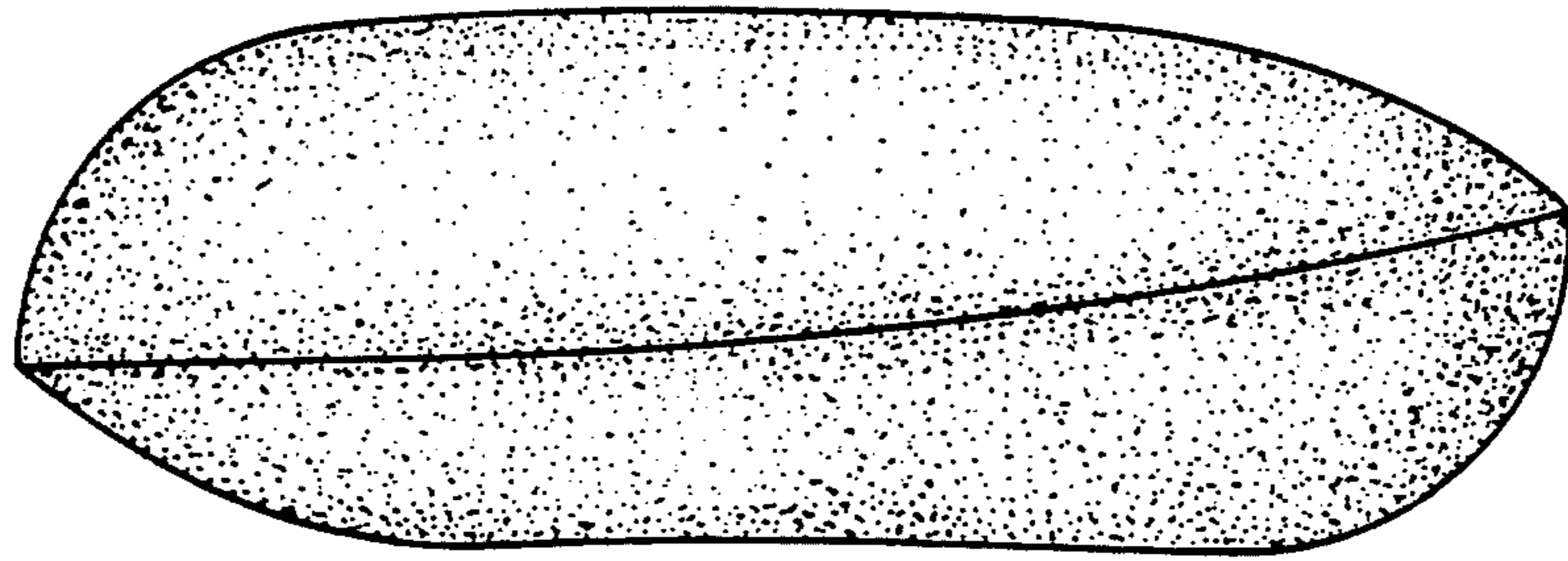
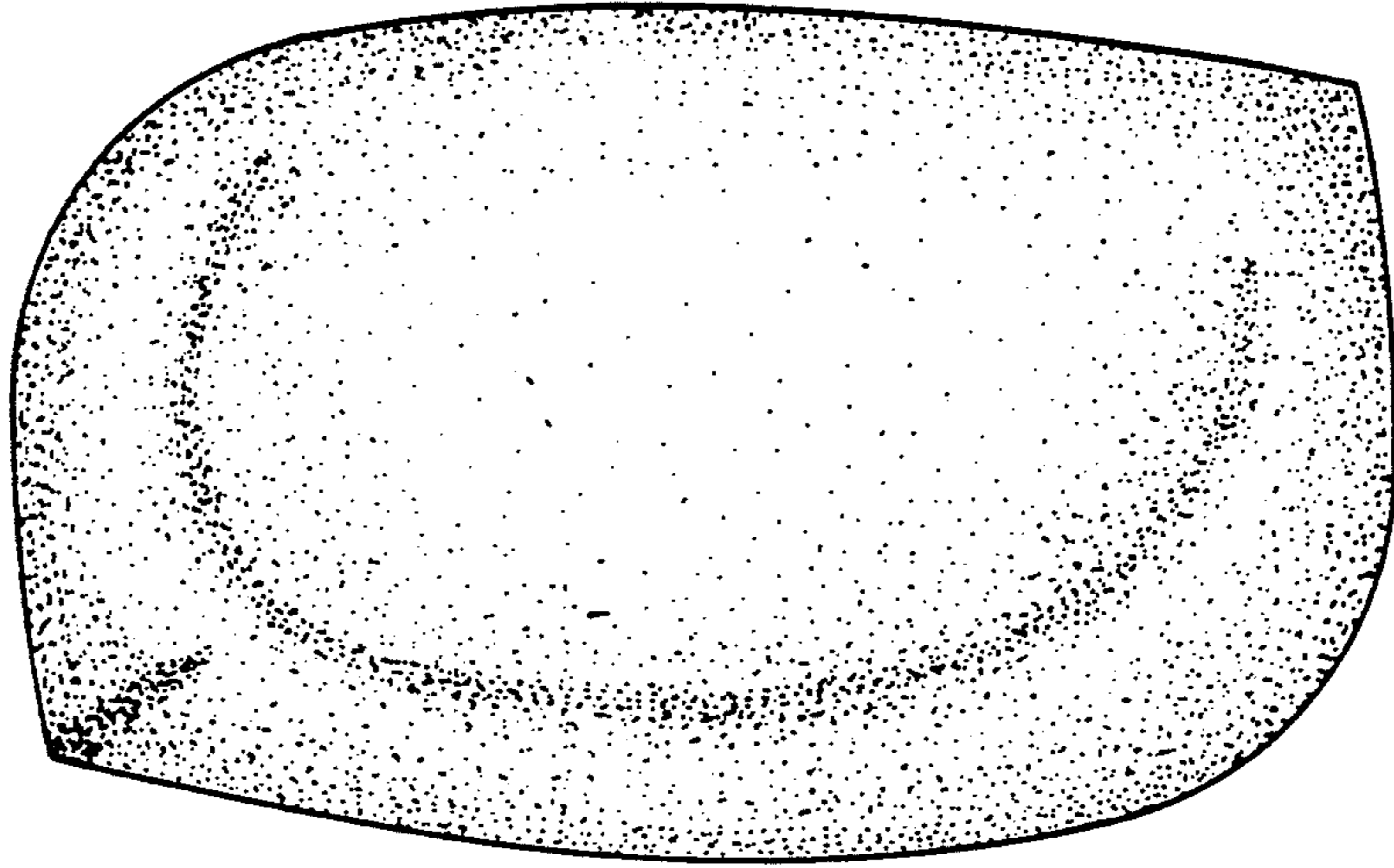


FIG. 4

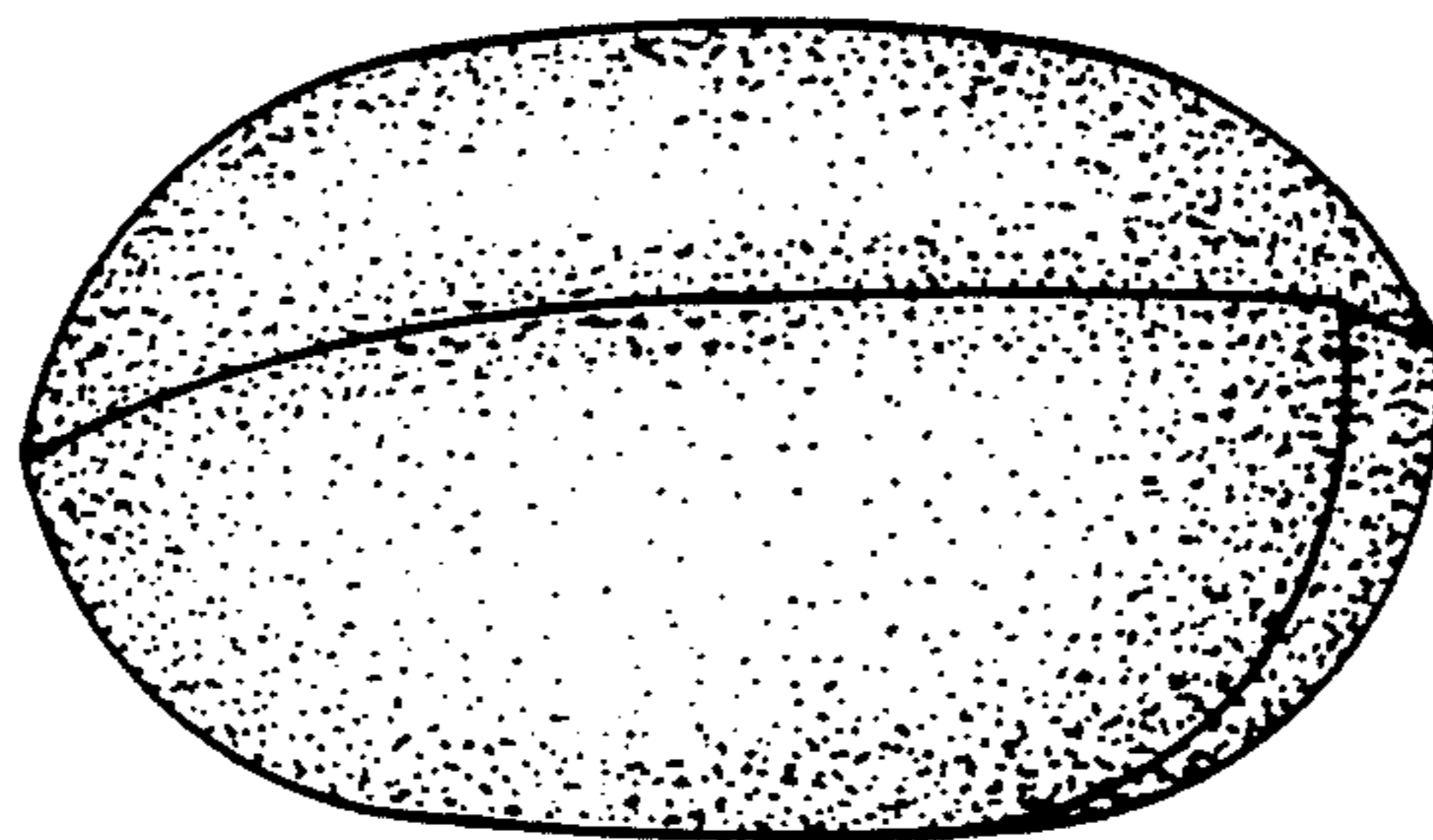


FIG. 5

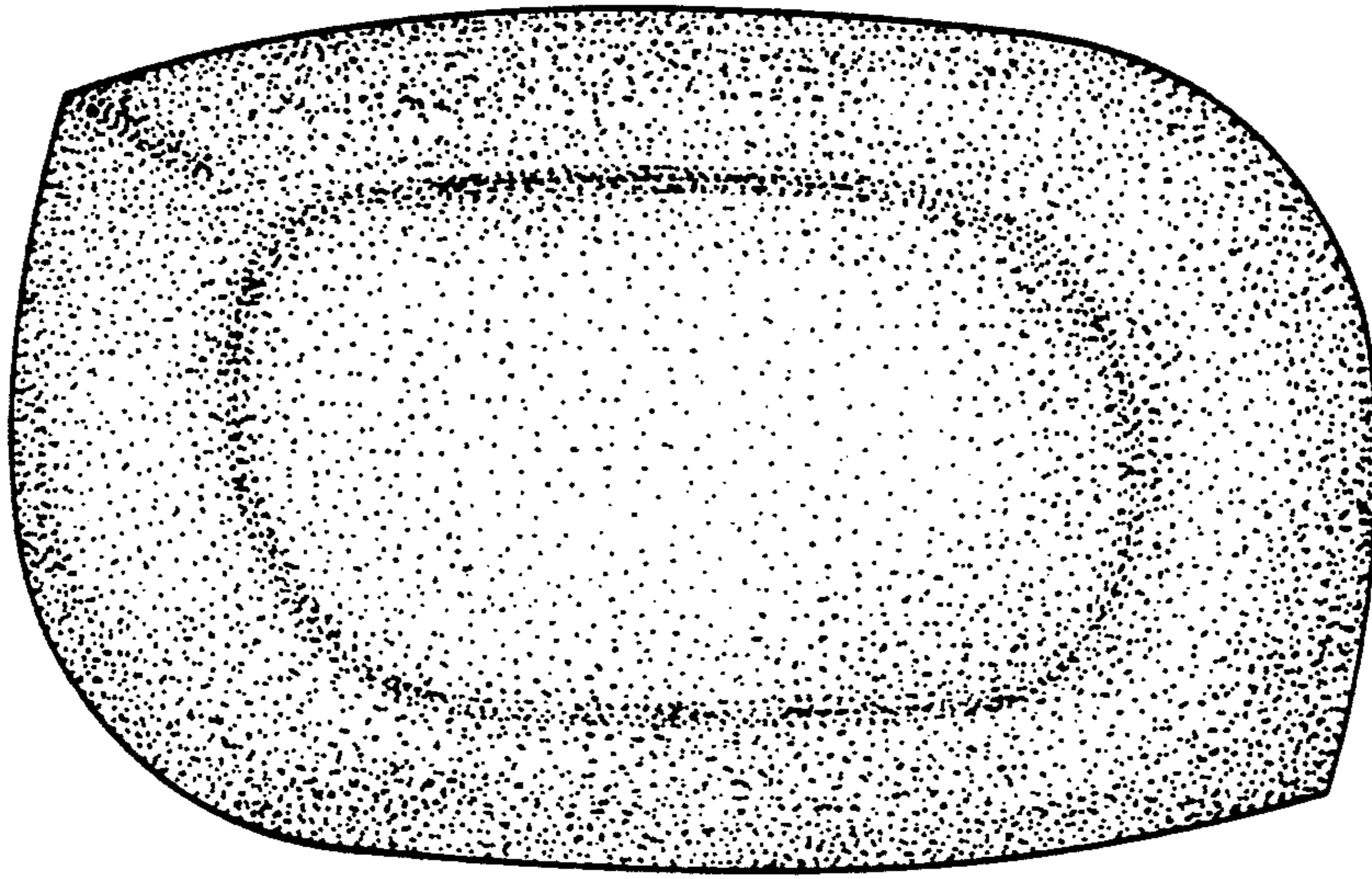


FIG. 6




FIG. 7

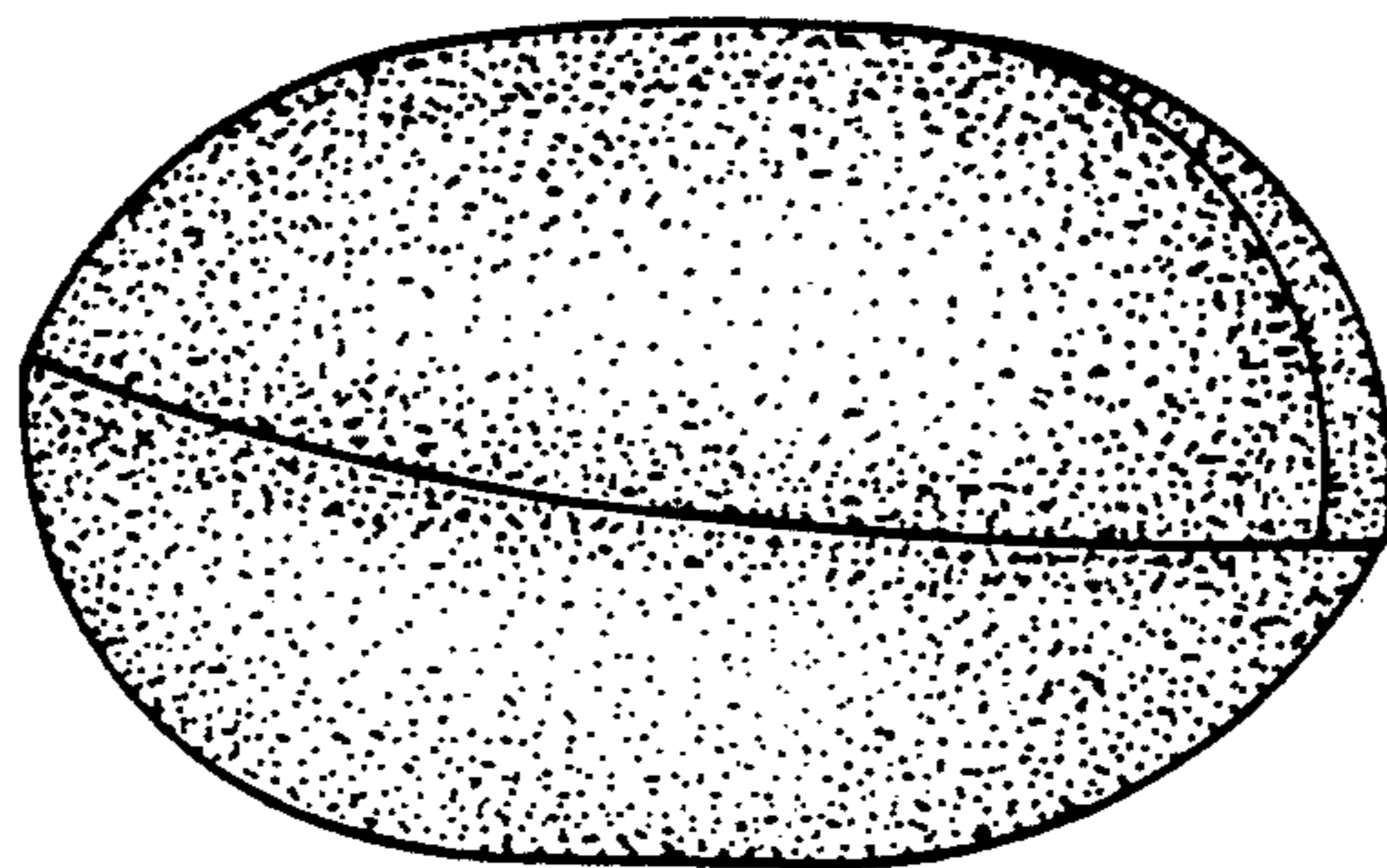


FIG. 8