



US00D347079S

United States Patent [19] Hung

[11] Patent Number: **Des. 347,079**
[45] Date of Patent: **** May 17, 1994**

[54] **COMBINED RECHARGEABLE
FLASHLIGHT AND BASE THEREFOR**
[76] Inventor: **Fu C. Hung**, No. 153, Ho Kang Lane,
Ko Nan Tsun, Jen Wu Hsiang,
Kaohsiung Hsien, Taiwan
[**] Term: **14 Years**
[21] Appl. No.: **930,313**
[22] Filed: **Aug. 17, 1992**
[52] U.S. Cl. **D26/38**
[58] Field of Search 362/157, 158, 183, 184,
362/185, 186, 188, 189, 190, 191, 196, 197, 198,
200, 202, 205, 206, 208; D26/37-50

5,165,048 11/1992 Keller et al. 362/183

Primary Examiner—Wallace R. Burke
Assistant Examiner—Marcus Jackson
Attorney, Agent, or Firm—Morton J. Rosenberg; David
I. Klein

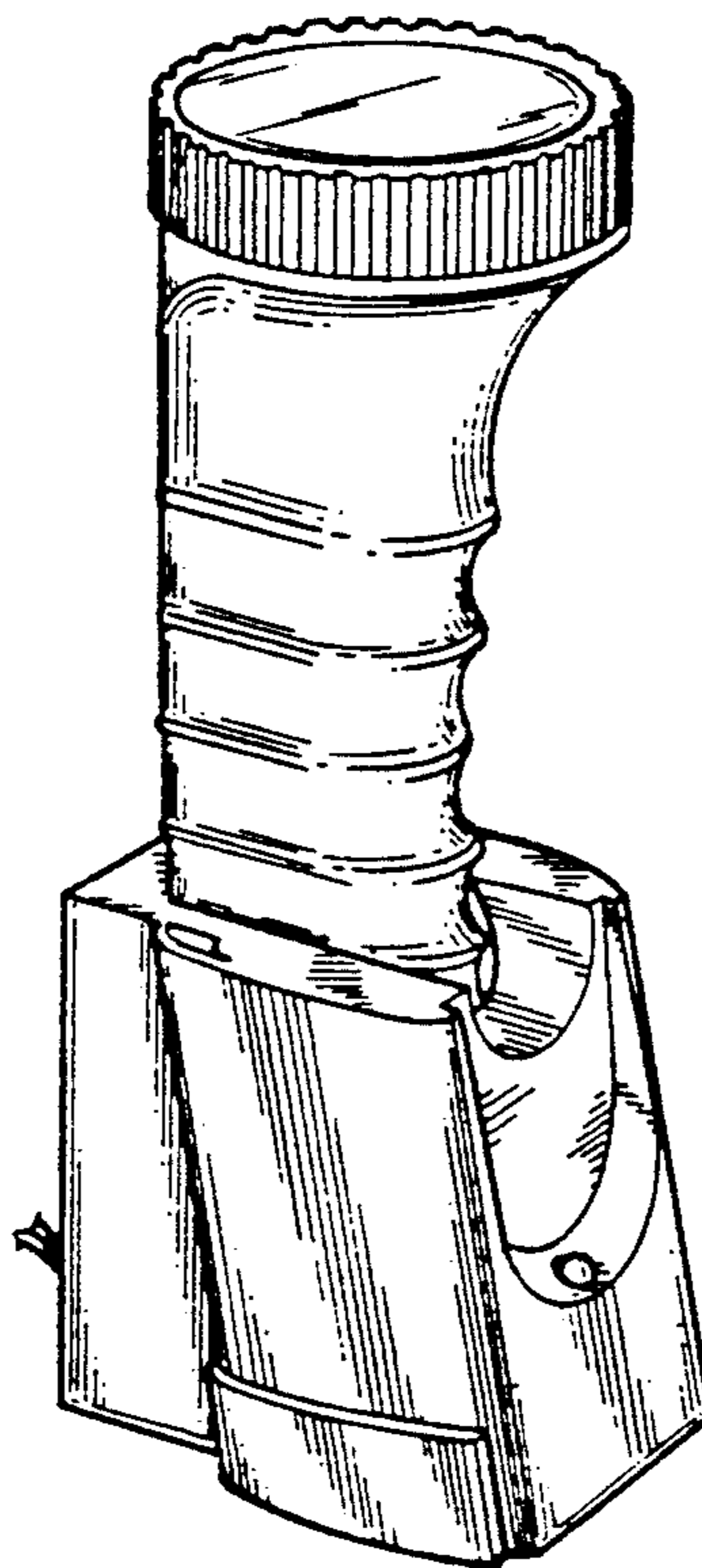
[57] CLAIM

The ornamental design for a combined rechargeable
flashlight and base therefor, as shown and described.

DESCRIPTION

FIG. 1 is a perspective view from the front, left, and top
sides of a combined rechargeable flashlight and base
therefor showing my design with the cord broken away
to indicate indeterminate length;
FIG. 2 is a front elevational view thereof;
FIG. 3 is a rear elevational view thereof;
FIG. 4 is a right side elevational view thereof; the left
side elevational view is an image thereof;
FIG. 5 is a top plan view thereof; and,
FIG. 6 is a bottom plan view thereof.

[56] **References Cited**
U.S. PATENT DOCUMENTS
D. 290,406 6/1987 Brown D26/38
D. 297,265 8/1988 Ingram, II D26/38
D. 320,463 10/1991 Pettersen et al. D26/37



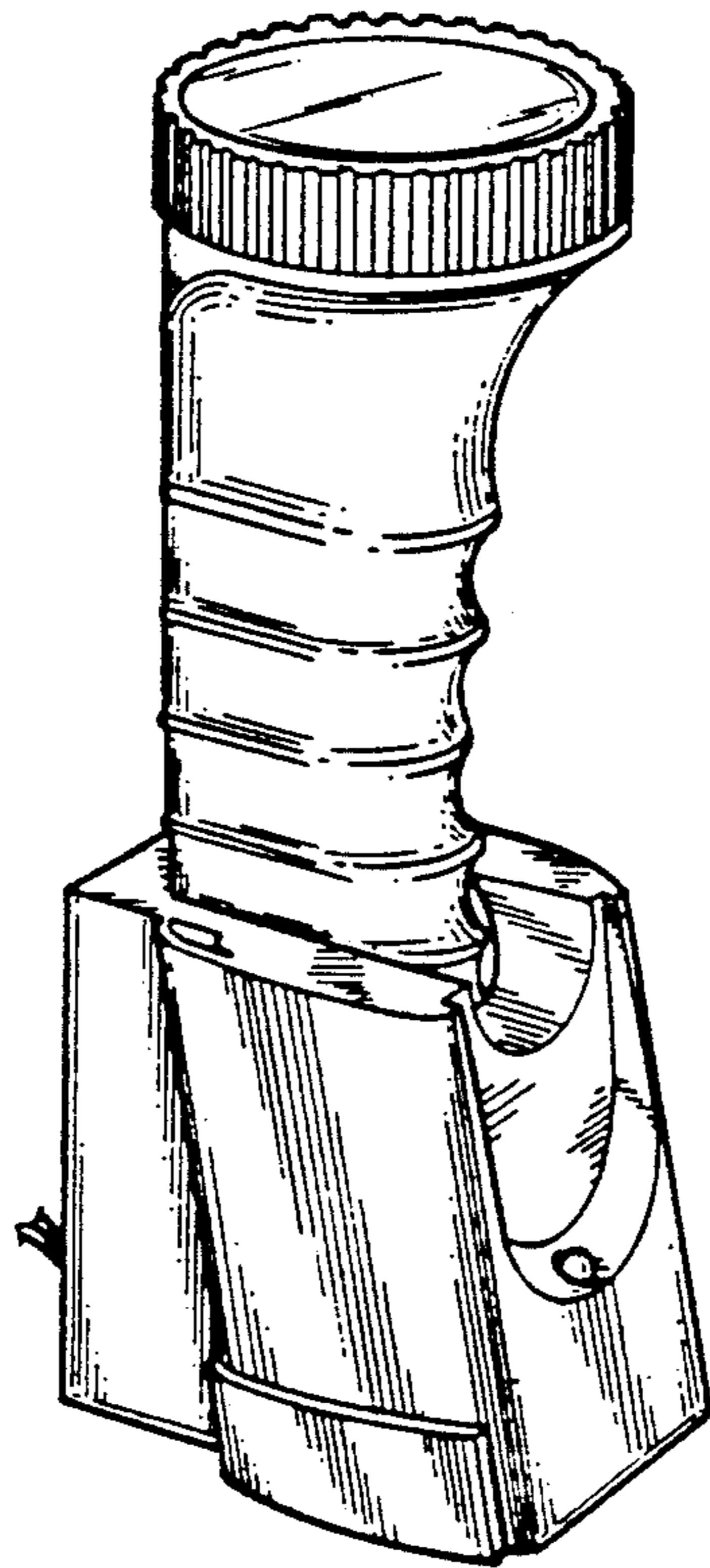


FIG. 1




FIG. 6

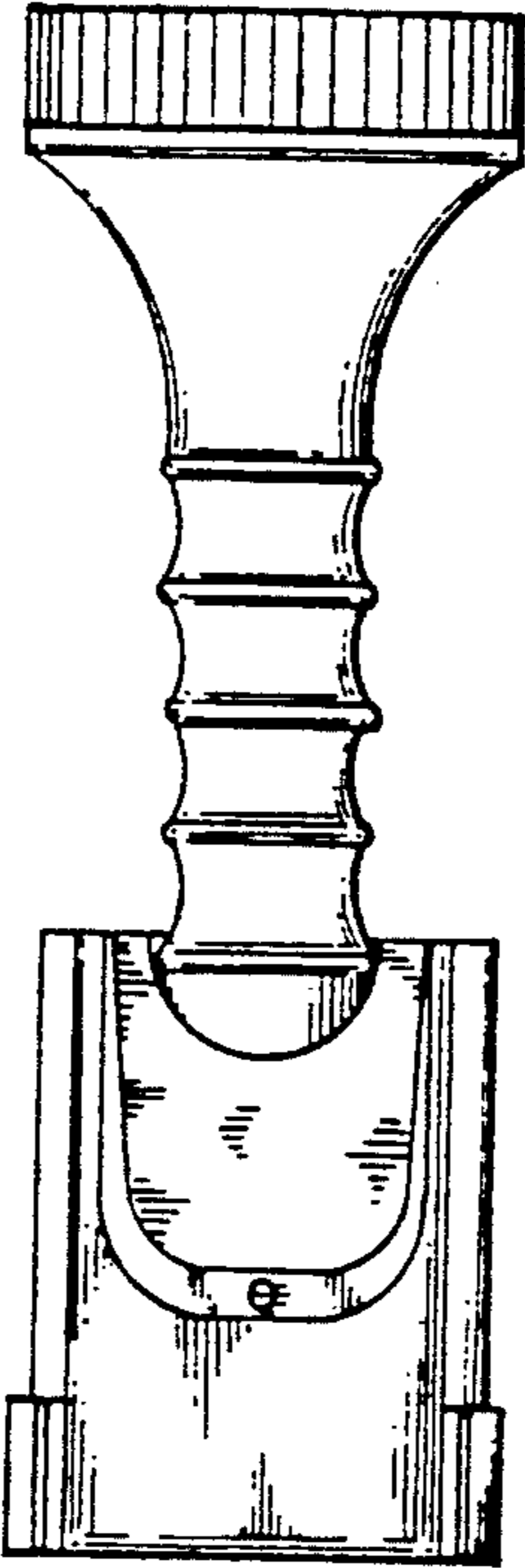


FIG. 2




FIG. 4




FIG. 5




FIG. 3