



US00D347062S

# United States Patent [19] Logan

[11] Patent Number: **Des. 347,062**  
[45] Date of Patent: **\*\* May 17, 1994**

[54] **FOOT POSITIONING MAT FOR X-RAY PATIENTS**

[76] Inventor: **Sharon Logan, 300 Palm Ave., Modesto, Calif. 95350**

[\*\*] Term: **14 Years**

[21] Appl. No.: **663,654**

[22] Filed: **Mar. 4, 1991**

[52] U.S. Cl. .... **D24/158**

[58] Field of Search ..... 378/204, 205; 434/250; D24/158, 186; D21/234, 34; D19/59, 62

[56] **References Cited**

**U.S. PATENT DOCUMENTS**

D. 190,241	5/1961	Miller	.....	D21/234
D. 195,284	5/1963	Miller	.....	D21/234
D. 202,201	9/1965	Hagin	.....	D21/34

D. 241,378	9/1976	Burger	.....	D24/158
D. 249,077	8/1978	Friskel	.....	D21/234 X
D. 284,494	7/1986	Williamson	.....	D21/234
D. 334,812	4/1993	Hart et al.	.....	D25/68
2,988,825	6/1961	Wilson	.....	434/250

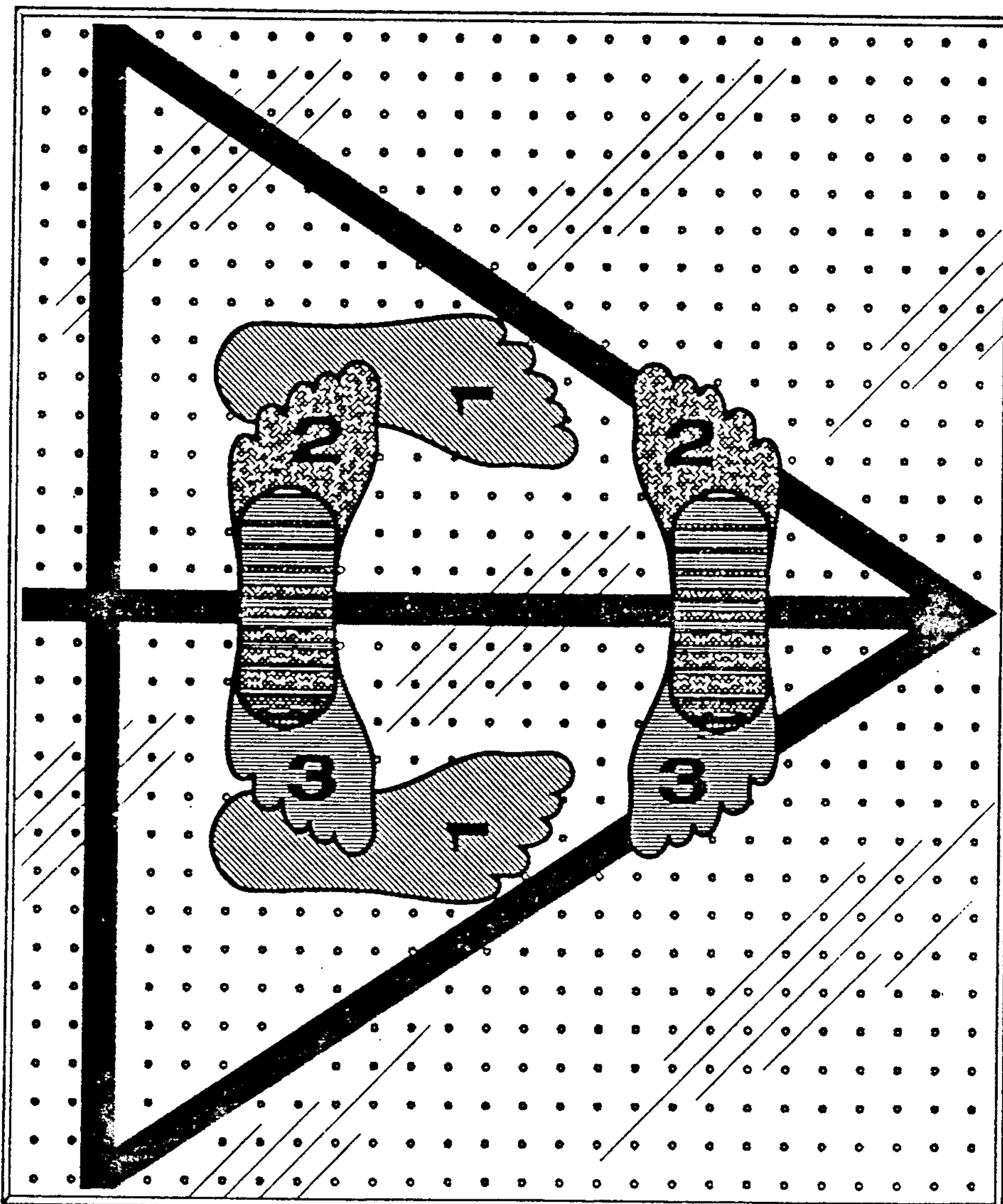
*Primary Examiner—A. Hugo Word*  
*Attorney, Agent, or Firm—Linval B. Castle*

[57] **CLAIM**

The ornamental design for a foot positioning mat for x-ray patients, as shown and described.

**DESCRIPTION**

FIG. 1 is a top plan view of a foot positioning mat for x-ray patients showing my new design; FIG. 2 is a side elevational view thereof, with all other elevational views being a mirror image thereof; FIG. 3 is a bottom plan view thereof; and, FIG. 4 is an enlarged side elevational view of the edge portion as seen from the lines 4—4 of FIG. 3.



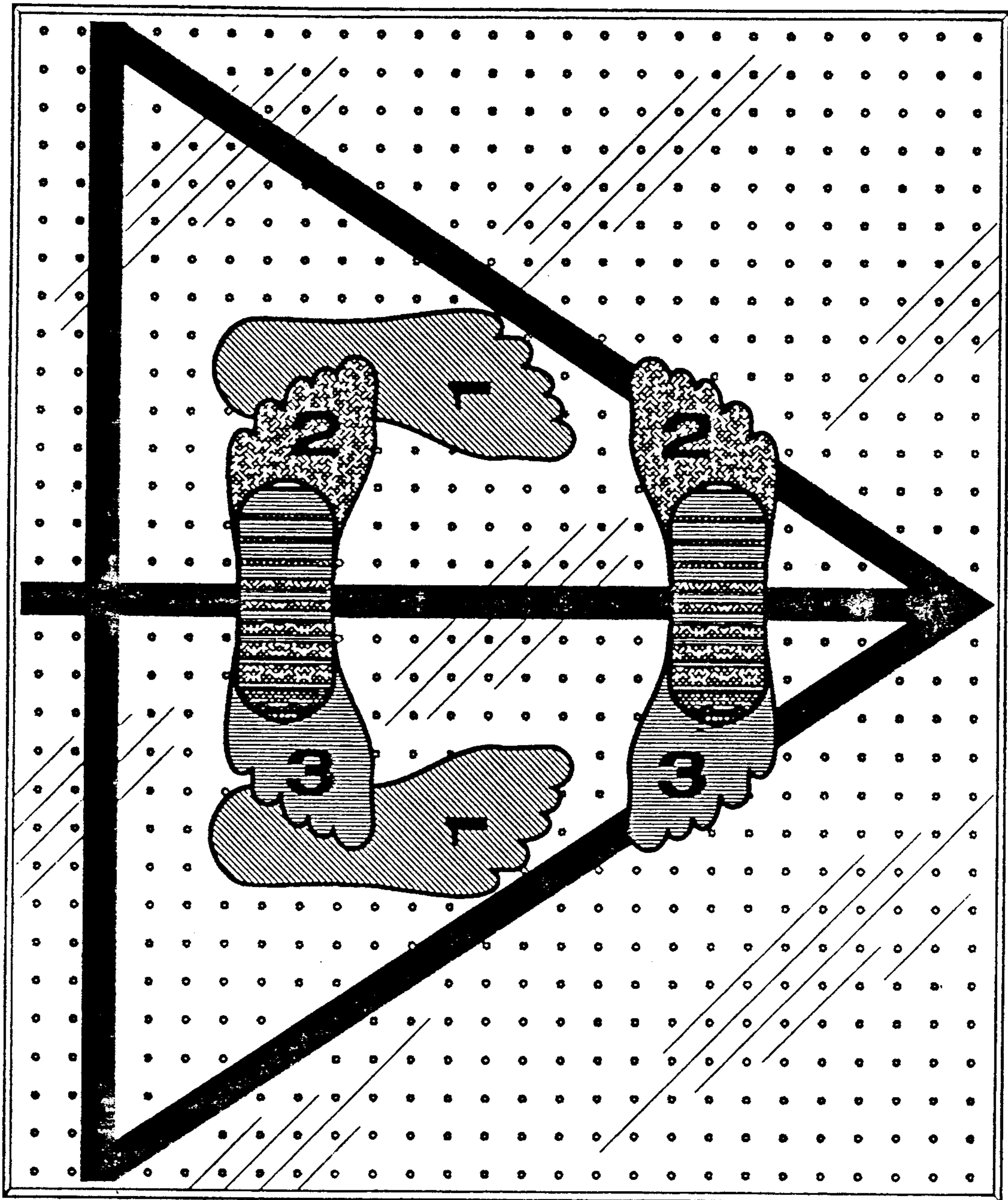
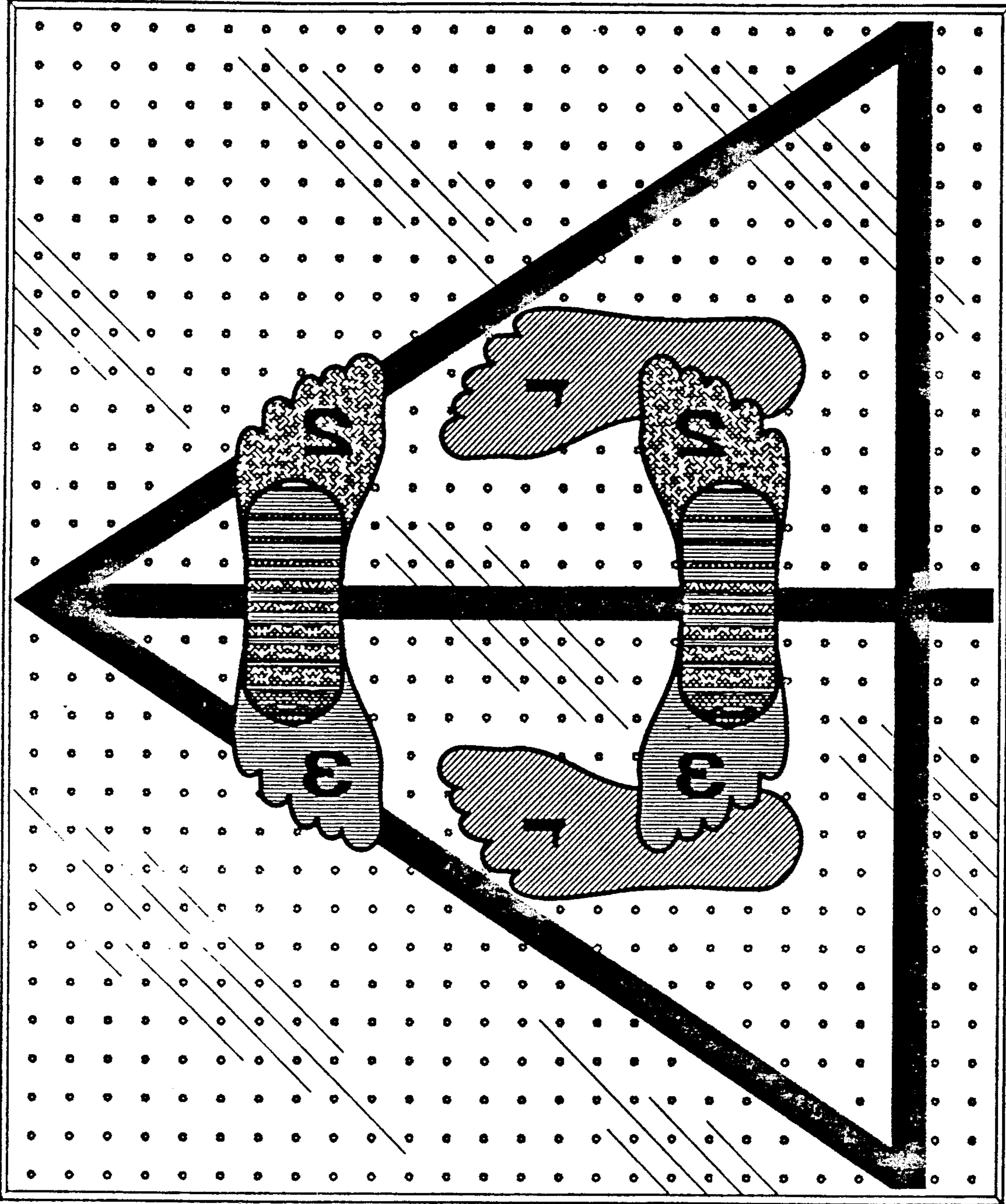


Figure 1



Figure 2



↑ 4    ↑ 4

Figure 3




Figure 4