



US00D347014S

United States Patent [19]

[11] Patent Number: **Des. 347,014**

Arnette

[45] Date of Patent: **** May 17, 1994**

[54] **SUNGLASSES**

D. 206,557 12/1966 McCulloch D16/102

[75] Inventor: **Gregory Arnette, Laguna Beach, Calif.**

OTHER PUBLICATIONS

Accessories Magazine Apr. 1991, p. 11.
Advertising Insert from Optician Mar. 25, 1988, pp. 3-5.

[73] Assignee: **Arnet Optical Illusions, Inc., San Clemente, Calif.**

Primary Examiner—Bernard Ansher
Assistant Examiner—R. Barkai
Attorney, Agent, or Firm—Stetina and Brunda

[**] Term: **14 Years**

[21] Appl. No.: **5,072**

[57] CLAIM

The ornamental design for sunglasses, as shown and described.

[22] Filed: **Feb. 19, 1993**

[52] U.S. Cl. **D16/102**

[58] Field of Search 351/44, 51, 87, 88,
351/103, 105, 111, 114, 116, 119, 122-123, 138;
2/439, 449, 452; D16/102, 107, 111-119, 121,
127; D29/8, 9


DESCRIPTION

FIG. 1 is a front elevational view of the sunglasses showing my new design;
FIG. 2 is a top view thereof;
FIG. 3 is a side view thereof;
FIG. 4 is a side view of the side of the new design opposite to that shown in FIG. 3;
FIG. 5 is a bottom view of the new design;
FIG. 6 is a rear elevational view thereof; and,
FIG. 7 is a side perspective thereof.

[56] References Cited

U.S. PATENT DOCUMENTS

- D. 201,578 7/1965 Petitto D16/102
- D. 201,642 7/1965 Kono D16/102
- D. 204,418 4/1966 Ramp D16/102






FIG. 1

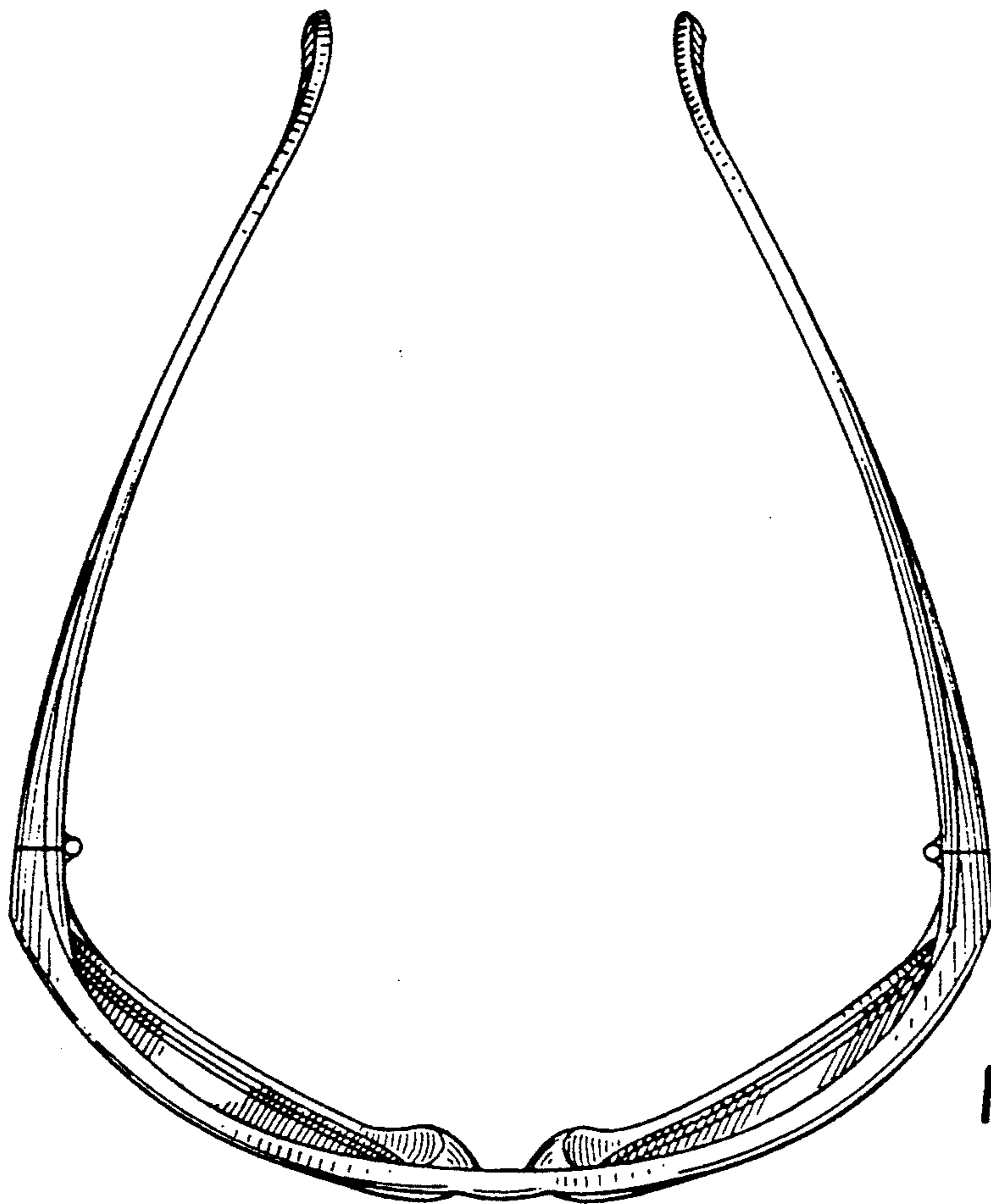


FIG. 2




FIG. 3

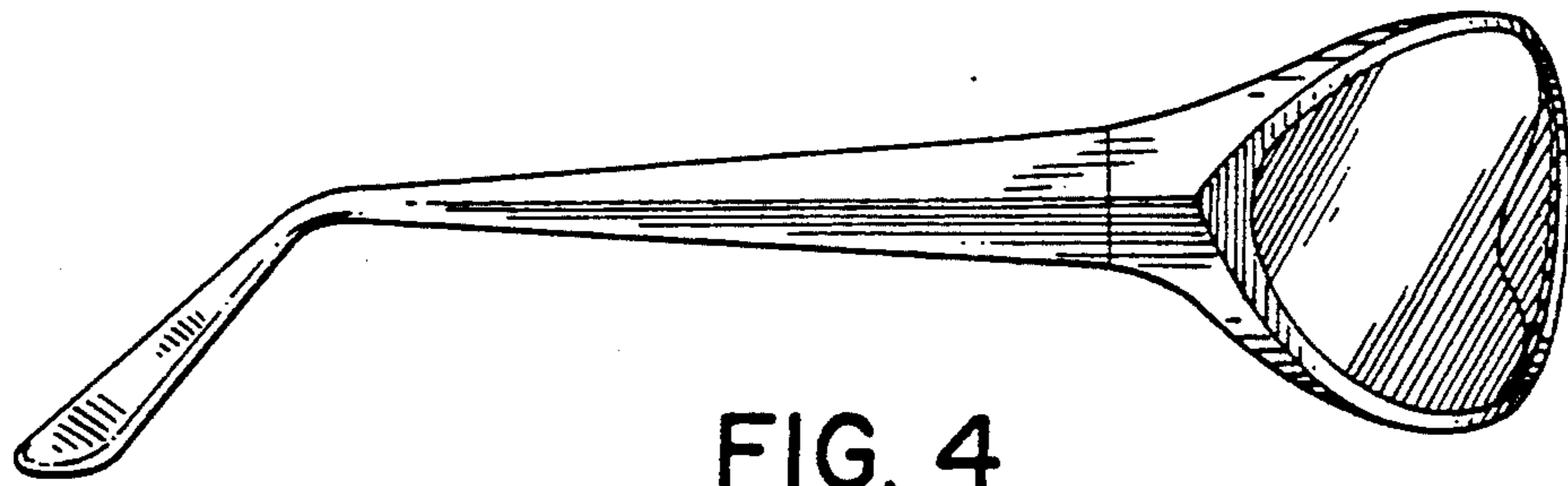


FIG. 4

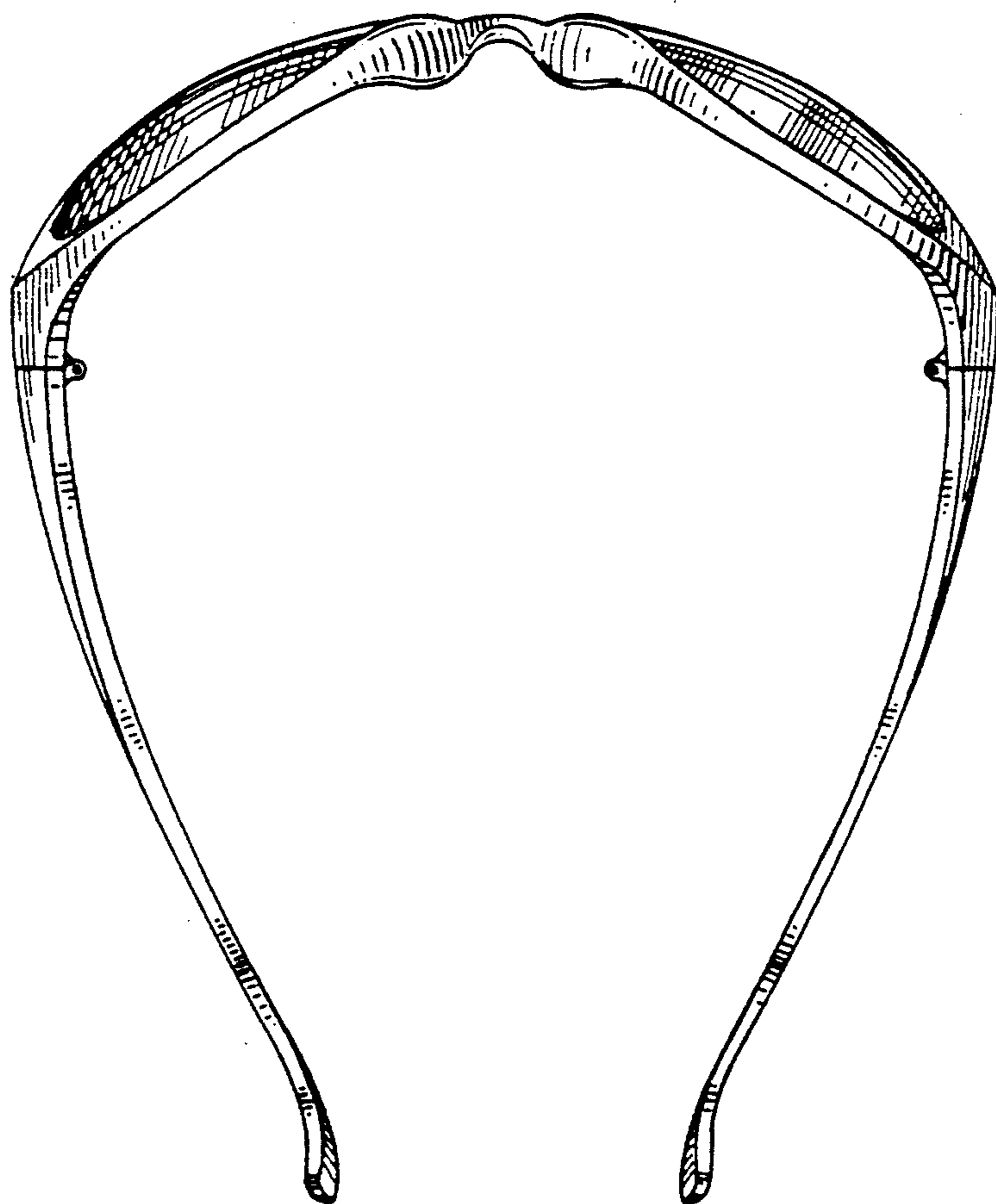


FIG. 5




FIG. 6

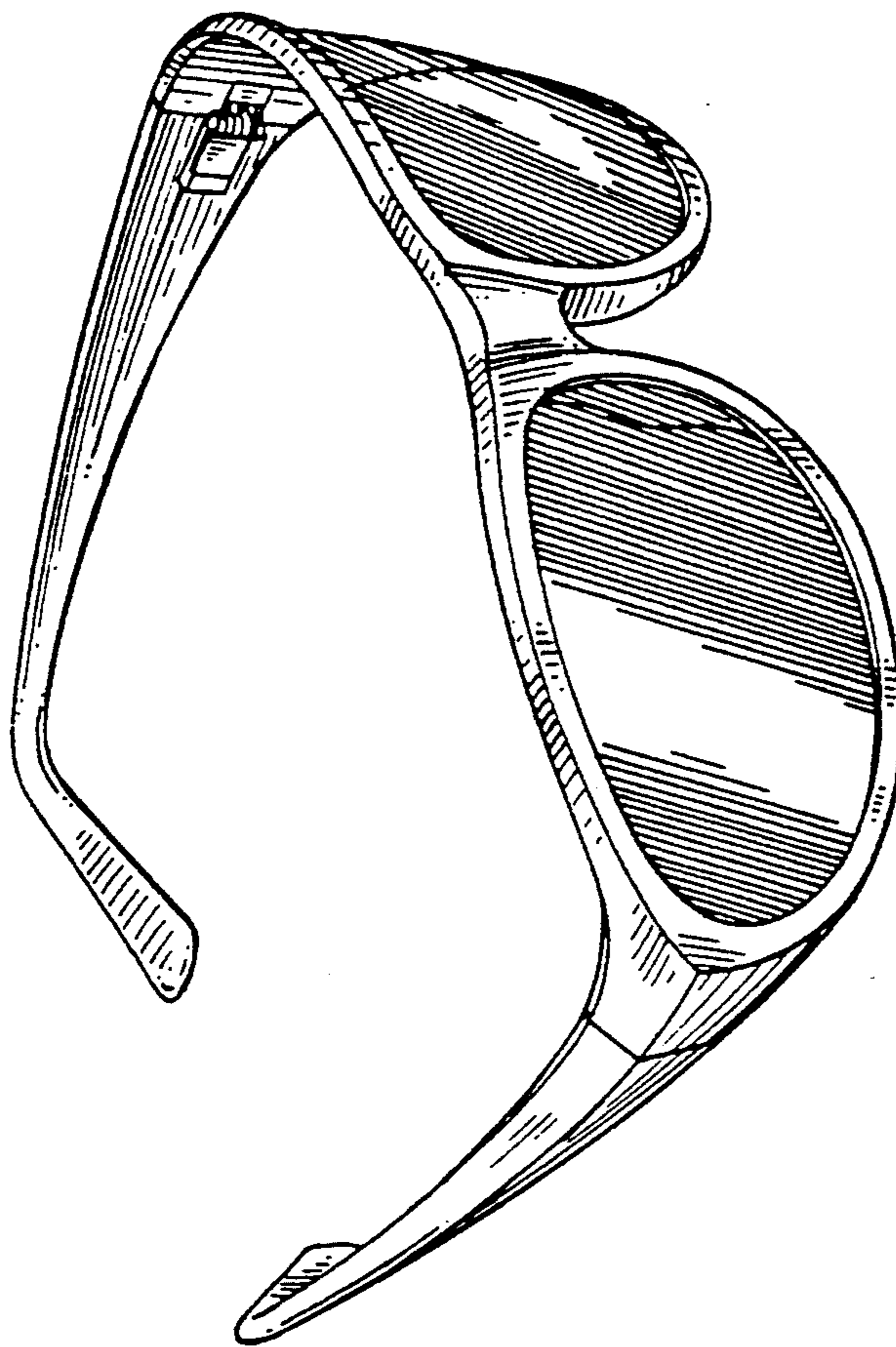


FIG. 7