



US00D347005S

United States Patent [19]
Suzuki

[11] **Patent Number: Des. 347,005**
[45] **Date of Patent: ** May 17, 1994**

- [54] **CORDLESS TELEPHONE**
- [75] **Inventor: Akio Suzuki, Tokyo, Japan**
- [73] **Assignee: Sony Corporation, Tokyo, Japan**
- [**] **Term: 14 Years**
- [21] **Appl. No.: 949,089**
- [22] **Filed: Sep. 22, 1992**
- [30] **Foreign Application Priority Data**
 - May 9, 1992 [JP] Japan 4-13544
- [52] **U.S. Cl. D14/188**
- [58] **Field of Search 379/58-61, 379/419, 428, 440, 433; D14/137, 138, 140, 142, 147, 148, 149-151, 240, 241, 247, 248**
- [56] **References Cited**
 - U.S. PATENT DOCUMENTS**
 - D. 270,635 9/1983 Bloem, Sr. D14/147
 - D. 298,244 10/1988 Watanabe D14/138
 - D. 300,431 3/1989 Sube et al. D14/138
 - D. 303,384 9/1989 Sutoh D14/137 X
 - D. 314,573 2/1991 Kobayashi et al. D14/147 X
 - D. 323,325 1/1992 Seki et al. D14/138

- D. 334,187 3/1993 Matsuda D14/138
- D. 334,926 4/1993 Hunt et al. D14/138
- D. 337,326 7/1993 Kim D14/147 X

Primary Examiner—Nelson C. Holtje
Assistant Examiner—Jeffrey Asch
Attorney, Agent, or Firm—Lewis H. Eslinger; Jay H. Maioli

[57] **CLAIM**

The ornamental design for a cordless telephone, as shown and described.

DESCRIPTION

FIG. 1 is a top view showing my new design;
FIG. 2 is a left-side view thereof;
FIG. 3 is a front view thereof;
FIG. 4 is a right-side view thereof;
FIG. 5 is a back view thereof;
FIG. 6 is a bottom view thereof;
FIG. 7 is a front view thereof, the broken line showing of displayed characters being for illustrative purposes only;
FIG. 8 is a perspective view thereof in an alternate condition for use; and,
FIG. 9 is a perspective view thereof.

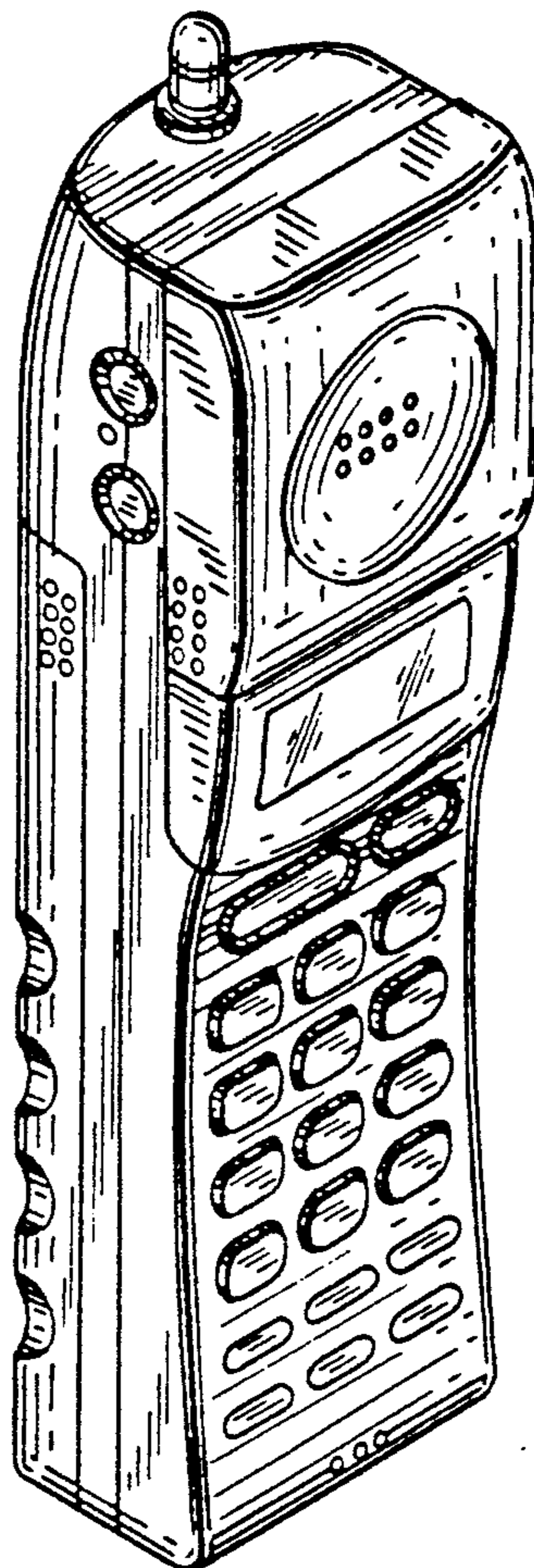


FIG. 1

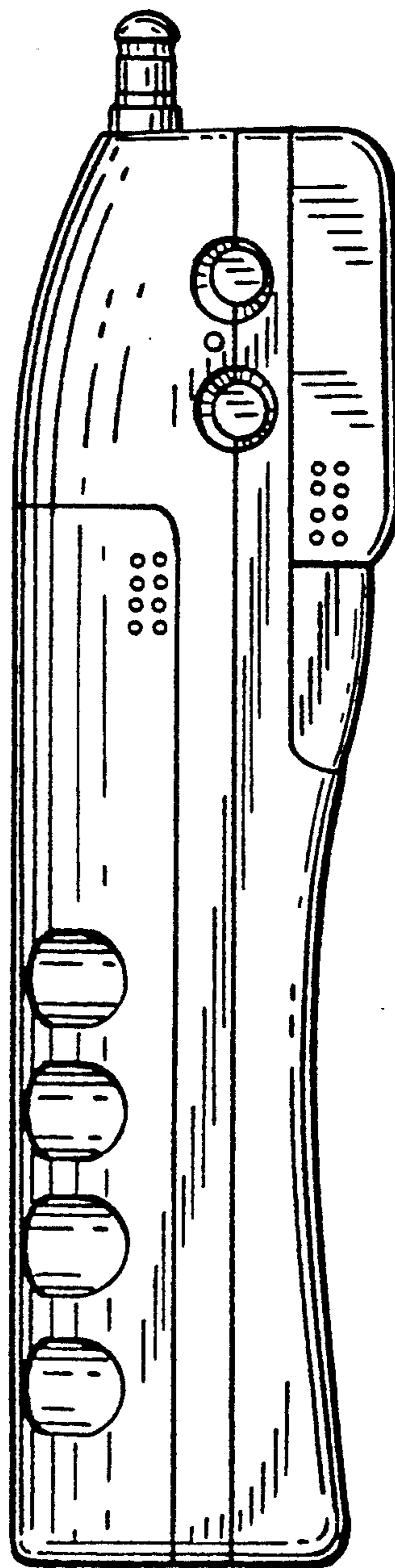
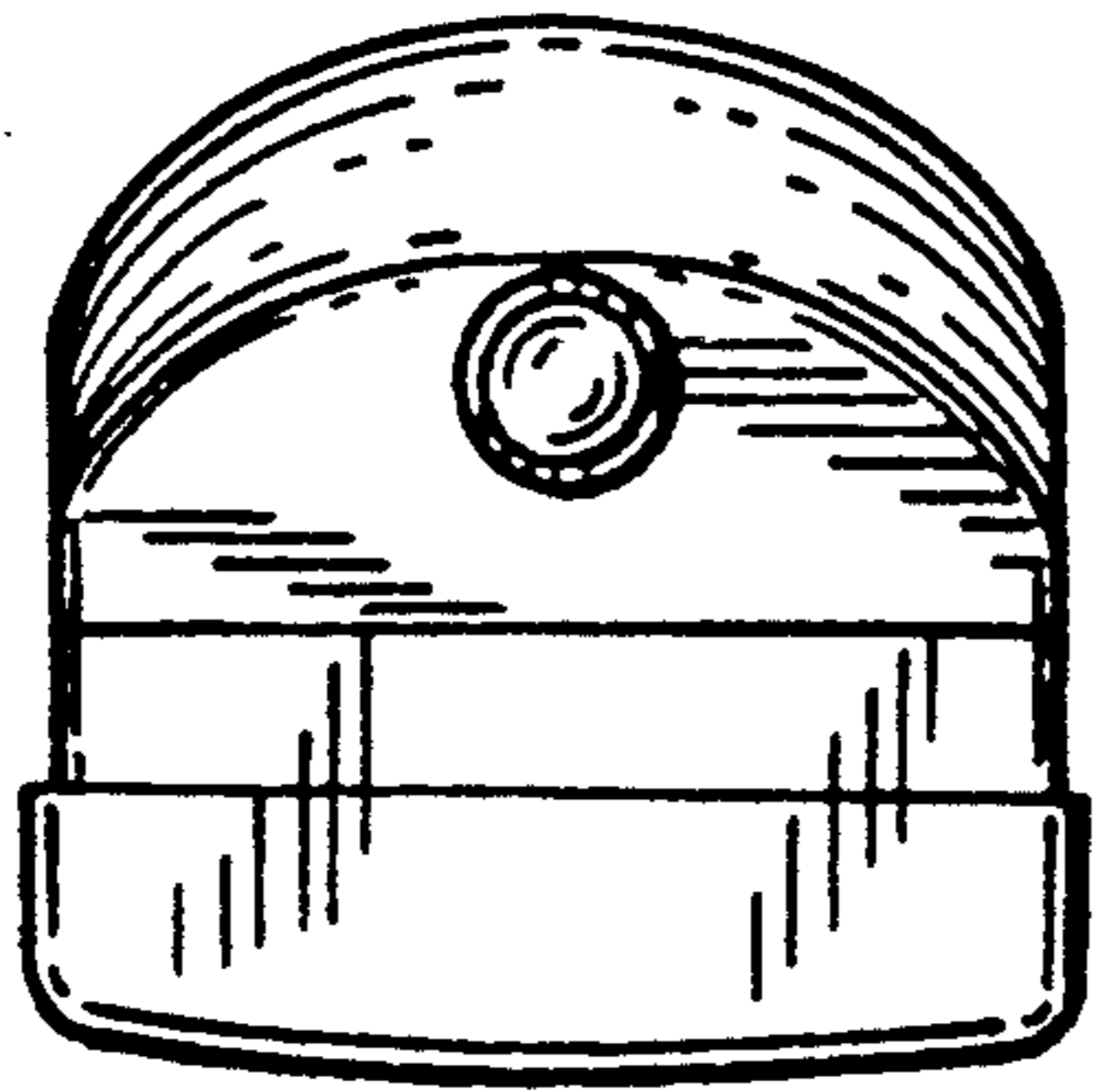


FIG. 2

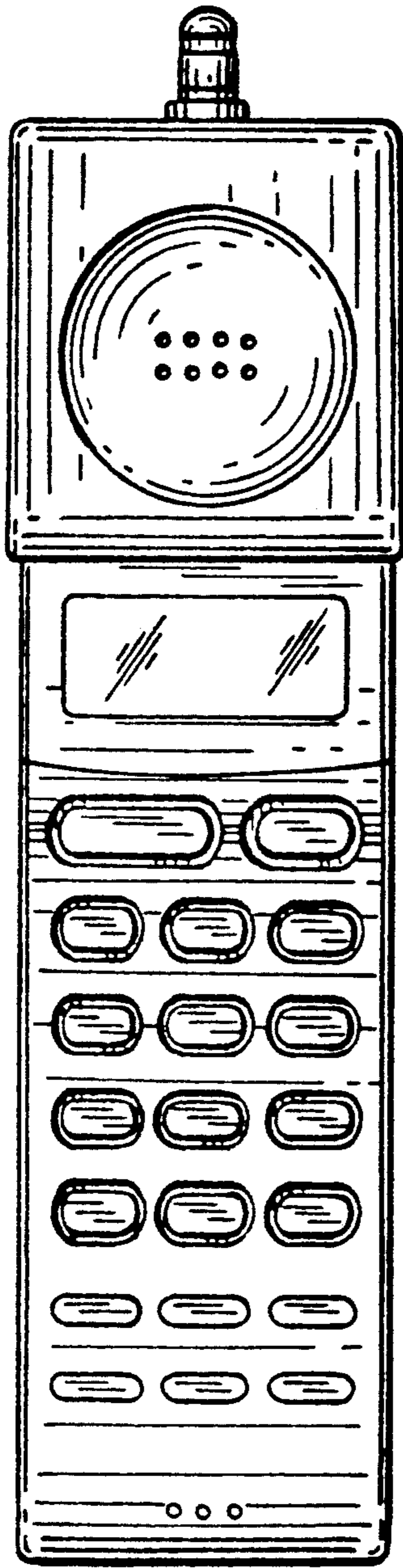


FIG. 3

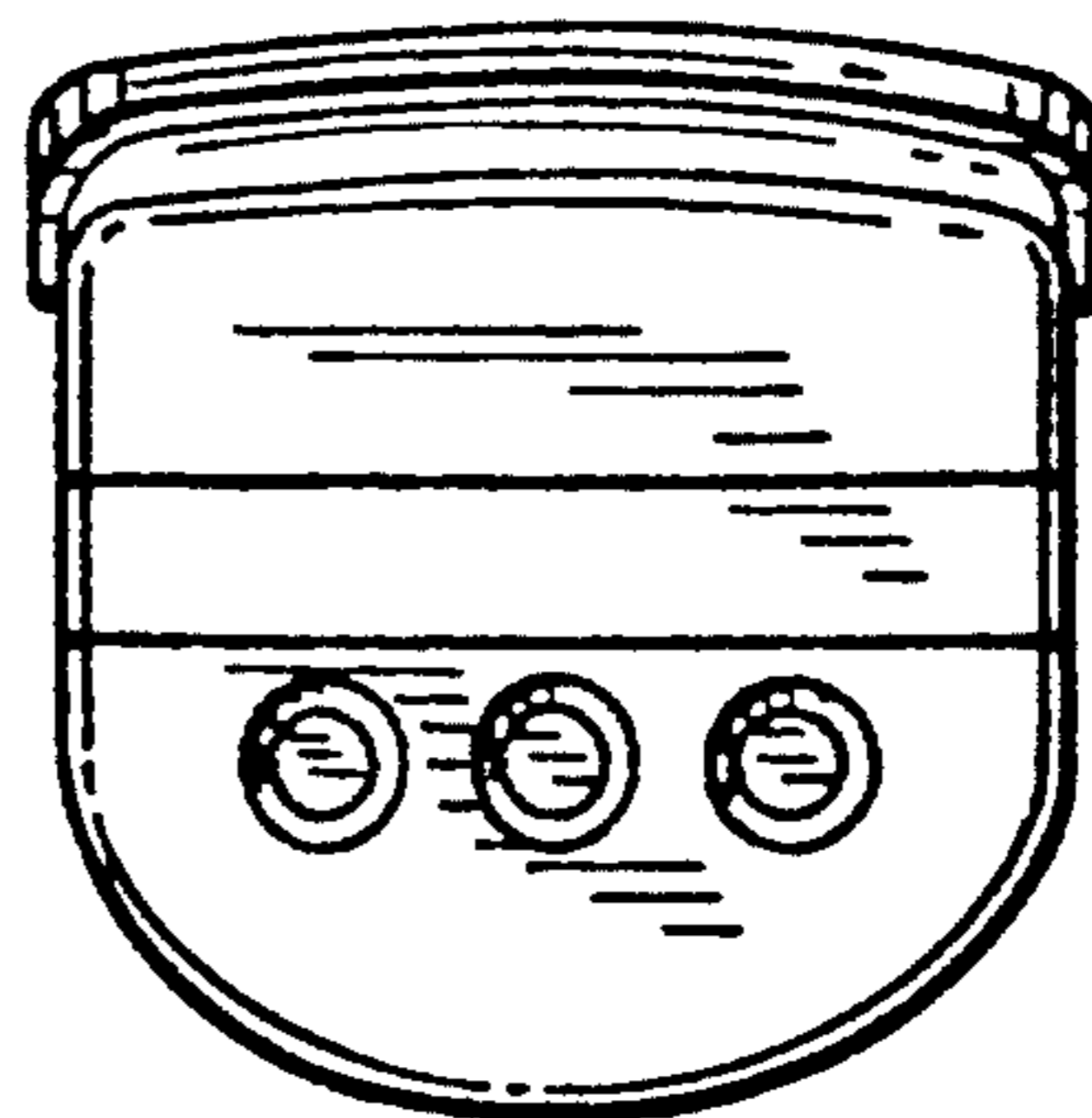


FIG. 6

FIG. 4

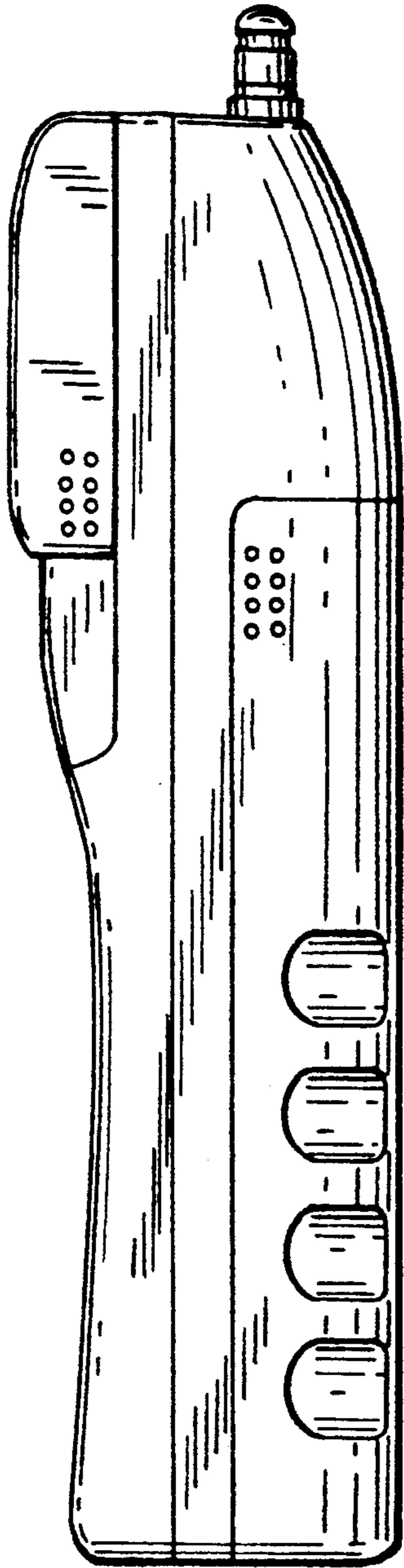



FIG. 5



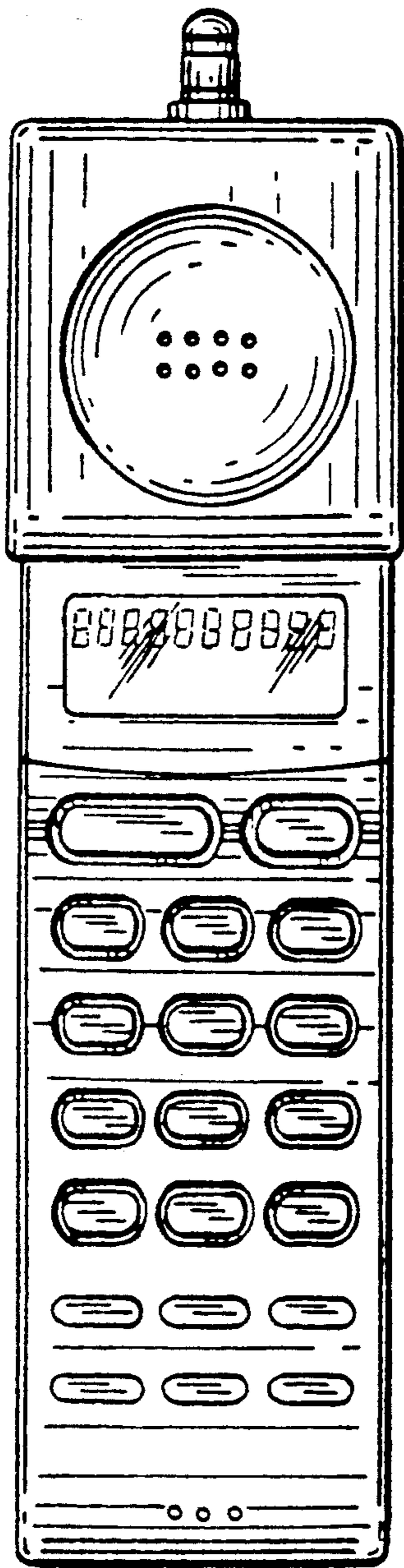


FIG. 7




FIG. 8

FIG. 9

