



US00D346984S

United States Patent [19]
Hedgewick

[11] **Patent Number: Des. 346,984**
[45] **Date of Patent: ** May 17, 1994**

[54] **PAVEMENT MARKER**
[75] **Inventor: Peter Hedgewick, Windsor, Canada**
[73] **Assignee: Pac-Tec, Inc., Heath, Ohio**
[**] **Term: 14 Years**
[21] **Appl. No.: 2,368**
[22] **Filed: Dec. 10, 1992**

1,574,738 2/1926 Cretney 404/15
1,707,432 4/1929 Erickson 404/16
3,134,184 5/1964 Neblett 404/11

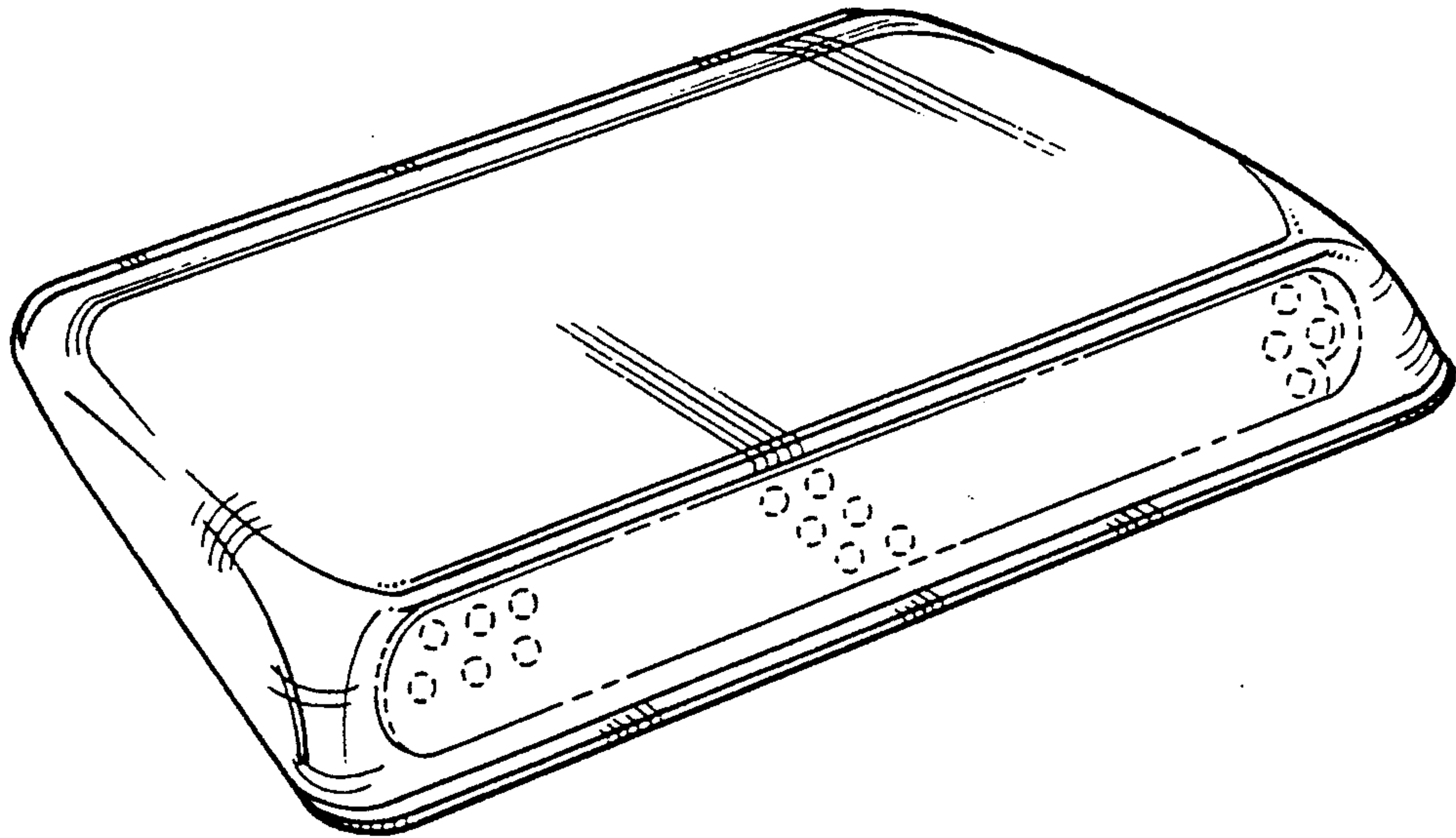
Primary Examiner—Wallace R. Burke
Assistant Examiner—Marcus Jackson
Attorney, Agent, or Firm—Gifford, Groh, Sprinkle,
Patmore and Anderson

Related U.S. Application Data
[62] Division of Ser. No. 924,679, Aug. 3, 1992.
[52] **U.S. Cl. D10/113**
[58] **Field of Search 116/63 P, 63 C, 63 T;**
40/611, 612; 404/6, 7, 8, 9, 10, 11, 12, 13, 14,
15, 16; D10/104, 109, 111, 113

[56] **References Cited**
U.S. PATENT DOCUMENTS
D. 74,362 2/1928 Estes D10/113
D. 106,675 10/1937 Osbrink D10/113
D. 256,898 9/1980 Barr D10/113
D. 257,586 12/1980 Heenan et al. D10/113

[57] **CLAIM**
The ornamental design for pavement marker, as shown
and described.

DESCRIPTION
FIG. 1 is a perspective view of a pavement marker
showing a new design with the broken lines shown for
illustrative purposes only and forming no part of the
claimed design;
FIG. 2 is a top elevational view thereof;
FIG. 3 is a bottom elevational view thereof;
FIG. 4 is a left side elevational view, with the opposite
side being a mirror image;
FIG. 5 is a front elevational view thereof; and,
FIG. 6 is a back elevational view thereof.



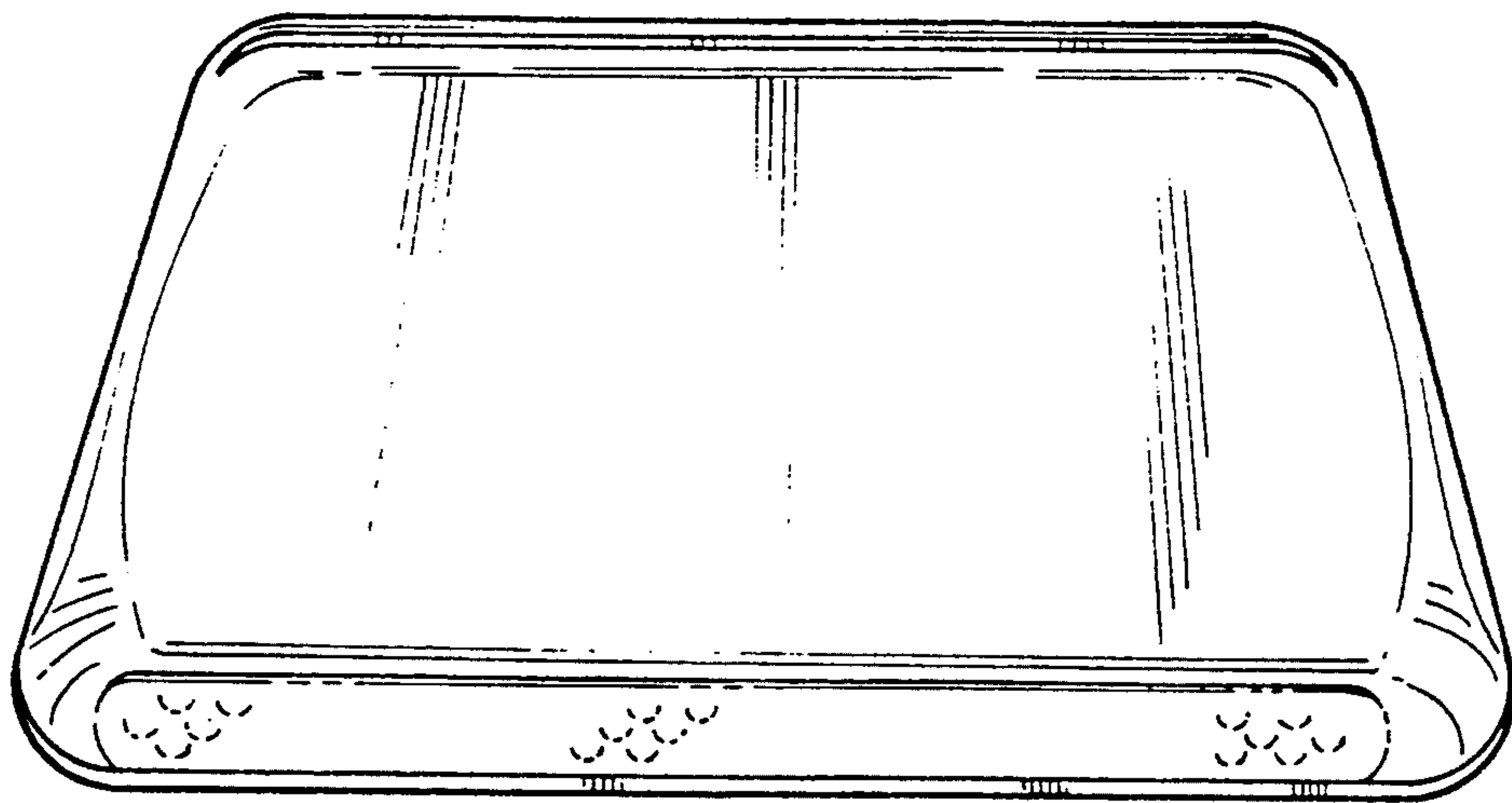
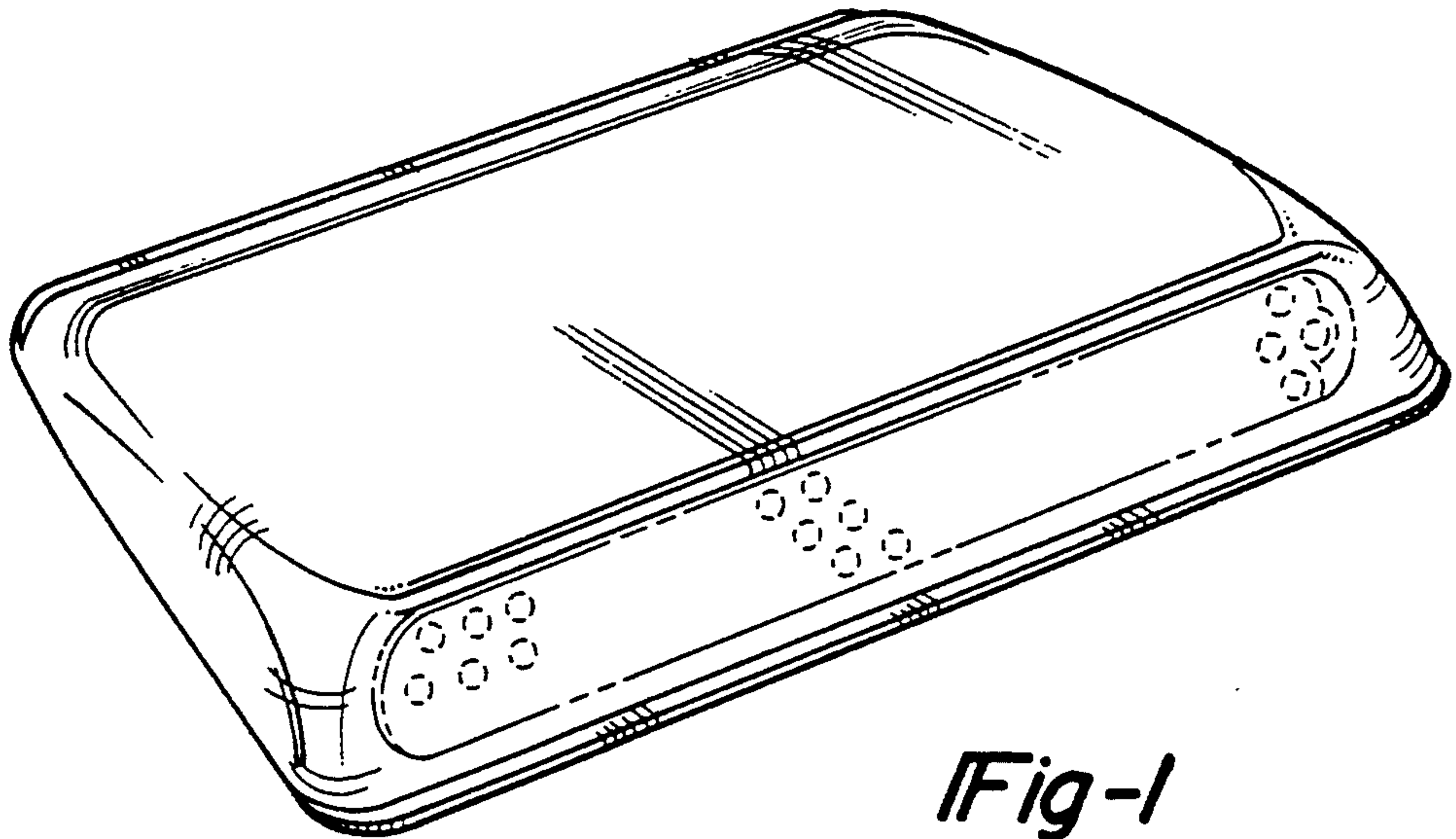



Fig-3






Fig-4




Fig-5




Fig-6