



US00D346975S

United States Patent [19] Houlihan

[11] Patent Number: **Des. 346,975**
[45] Date of Patent: **** May 17, 1994**

- [54] DIGITAL TIMEPIECE CASE
- [75] Inventor: **John T. Houlihan, Southbury, Conn.**
- [73] Assignee: **Timex Corporation, Middlebury, Conn.**
- [**] Term: **14 Years**
- [21] Appl. No.: **883,701**
- [22] Filed: **May 11, 1992**
- [52] U.S. Cl. **D10/38; D10/30**
- [58] Field of Search **368/82-84, 368/239-242, 276-277, 280-282, 285; D10/1-40, 122-432**

- D. 327,656 7/1992 Sugita D10/30
- D. 339,531 9/1993 Morishima D10/30

OTHER PUBLICATIONS

Jeweler's Circular-Keystone-Oct. 1985-p. 127-watch at bottom right.
Swiss Watch & Jewelry Journal-Feb. 1987-p. 618--Watch.
 Primary Examiner—Nelson C. Holtje
 Attorney, Agent, or Firm—William C. Crutcher

[57] CLAIM

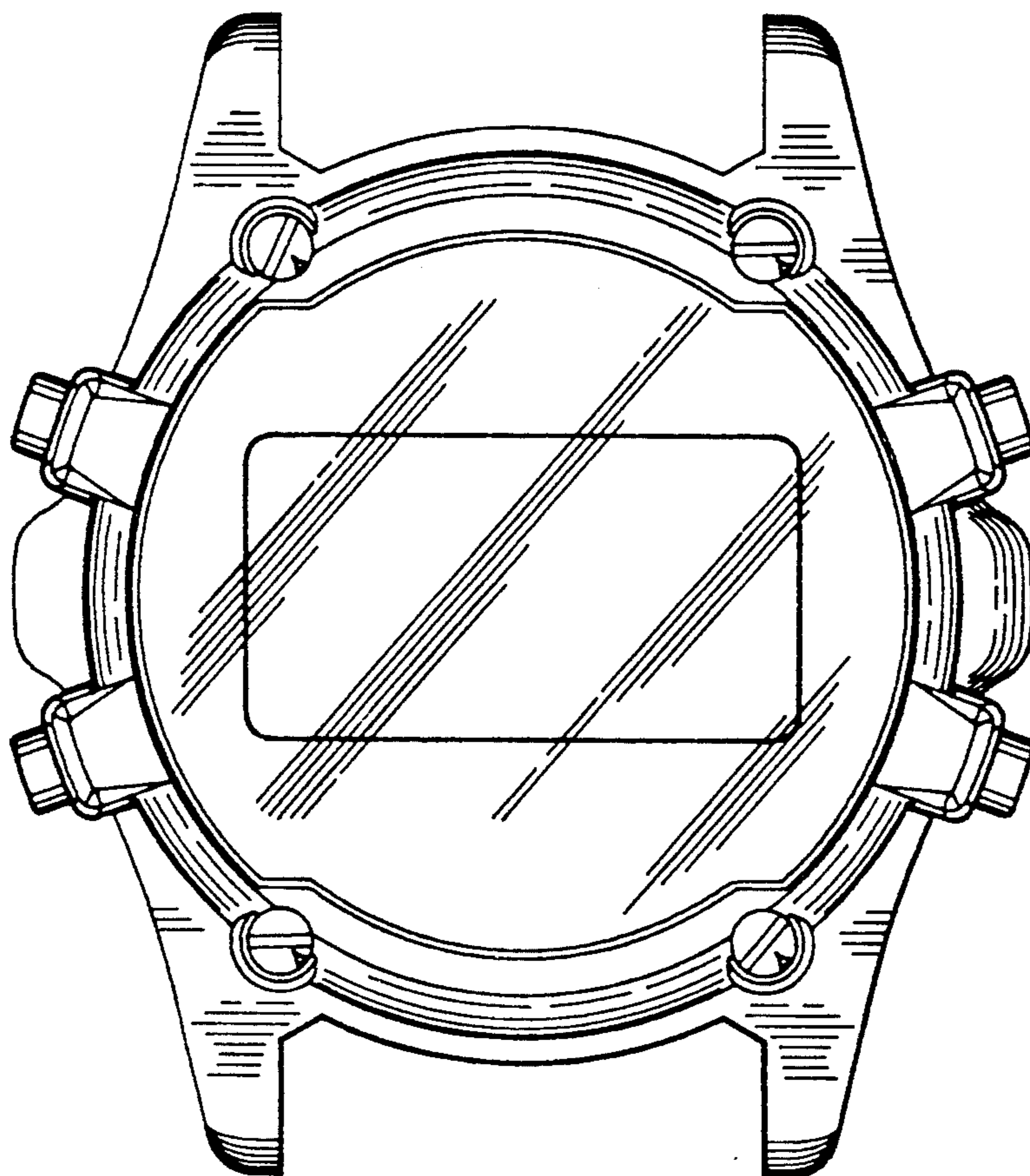
The ornamental design for a digital timepiece case, as shown and described.

DESCRIPTION

FIG. 1 is a top plan view of a digital timepiece case showing my new design;
 FIG. 2 is a right side elevational view thereof;
 FIG. 3 is a front end elevational view thereof;
 FIG. 4 is a rear end elevational view thereof;
 FIG. 5 is a left side elevational view thereof; and,
 FIG. 6 is a bottom plan view thereof.

[56] **References Cited**
U.S. PATENT DOCUMENTS

- D. 323,786 2/1992 Ishizaka D10/30
- D. 325,353 4/1992 Meyer D10/30
- D. 327,441 6/1992 Yamamoto D10/38
- D. 327,443 6/1992 Sugita D10/30
- D. 327,444 6/1992 Murakami D10/30



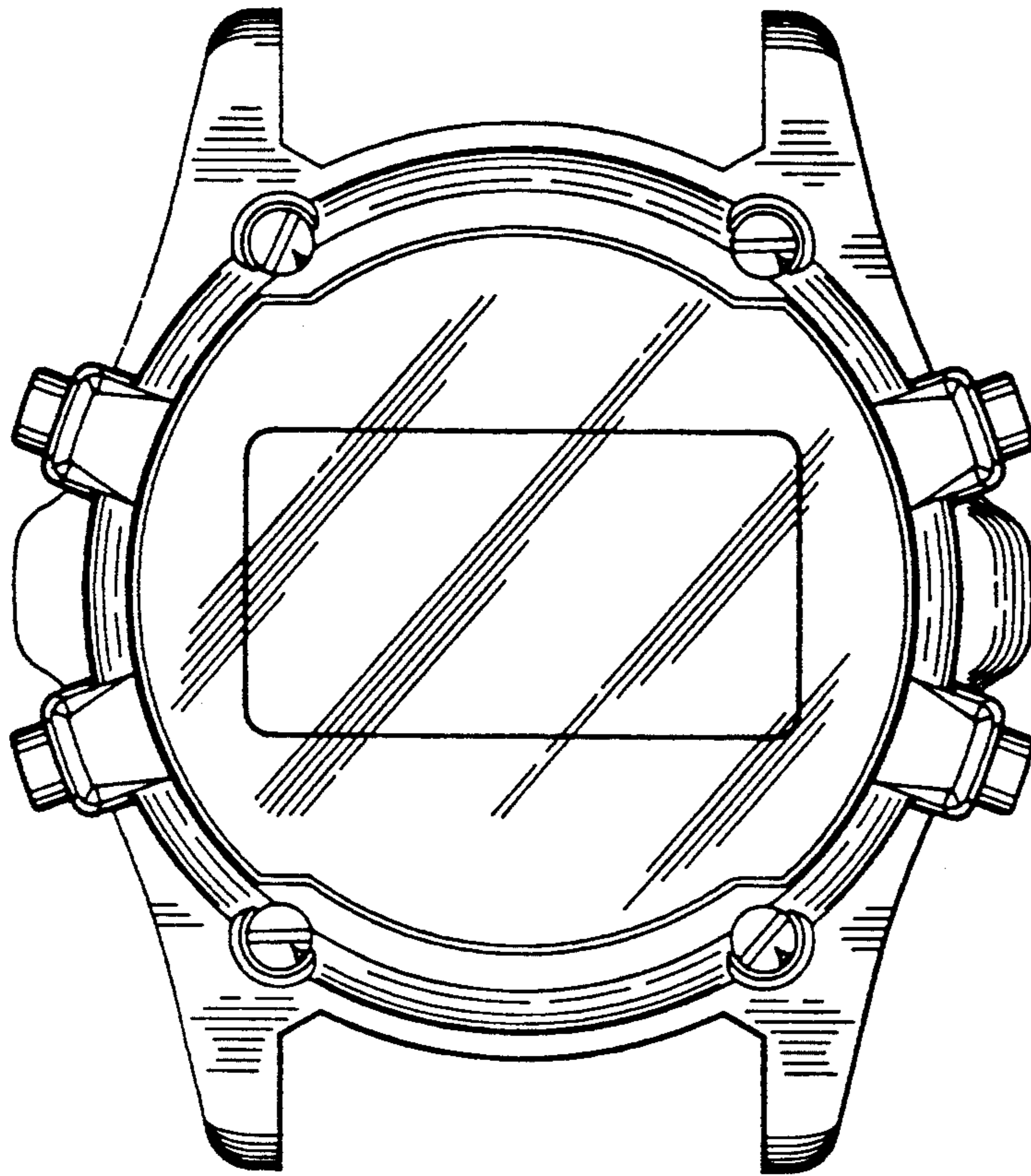


Fig. 1




Fig. 2

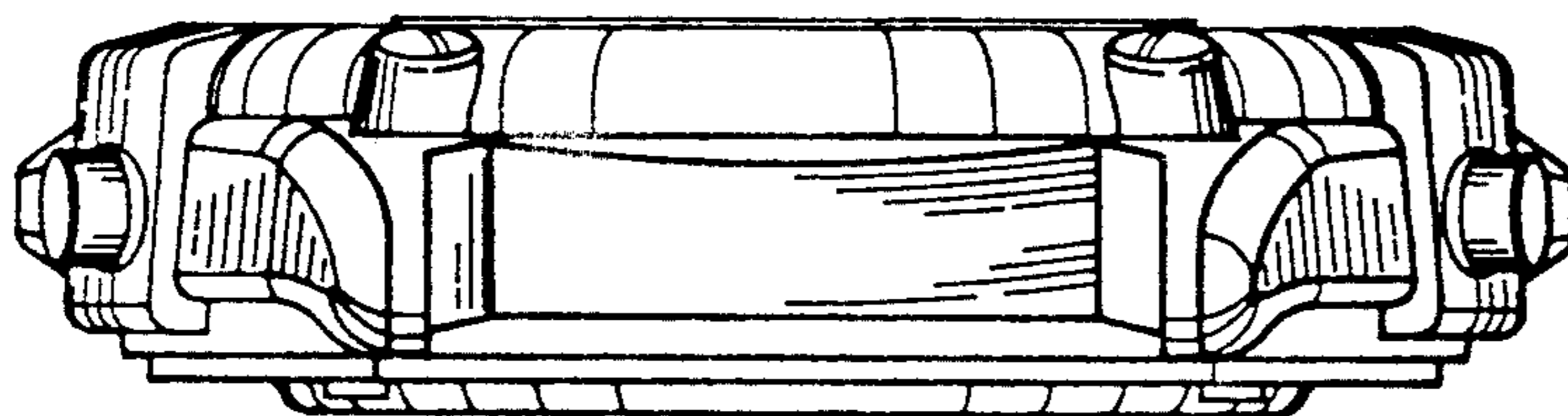


Fig. 3




Fig. 4




Fig. 5




Fig. 6