



US00D346973S

# United States Patent [19]

[11] Patent Number: **Des. 346,973**

Moore et al.

[45] Date of Patent: **\*\* May 17, 1994**

[54] **COMBINED WATCH AND STETHOSCOPE HEAD**

3,346,069 10/1967 Speelman ..... 181/24  
4,254,302 3/1981 Walshe ..... D24/134 X  
4,802,550 2/1989 Poore ..... 181/131

[76] Inventors: **Jerome Moore; Gwendolyn Moore,**  
both of 3233 Wesley Chapel Rd.,  
Decatur, Ga. 30034

### OTHER PUBLICATIONS

*Jewelers Circular-Keystone*-No Date Available-No page available.

[\*\*] Term: **14 Years**

*Primary Examiner*—Nelson C. Holtje  
*Attorney, Agent, or Firm*—Michael Drew

[21] Appl. No.: **697,460**

### [57] CLAIM

[22] Filed: **May 9, 1991**  
[52] U.S. Cl. .... **D10/31; D10/2;**  
D10/6; D10/30; D24/134

The ornamental design for a combined watch and stethoscope head, as shown and described.

[58] Field of Search ..... 368/10; 181/131; D10/2,  
D10/6, 30, 33, 31; D24/134


### DESCRIPTION


### [56] References Cited

#### U.S. PATENT DOCUMENTS

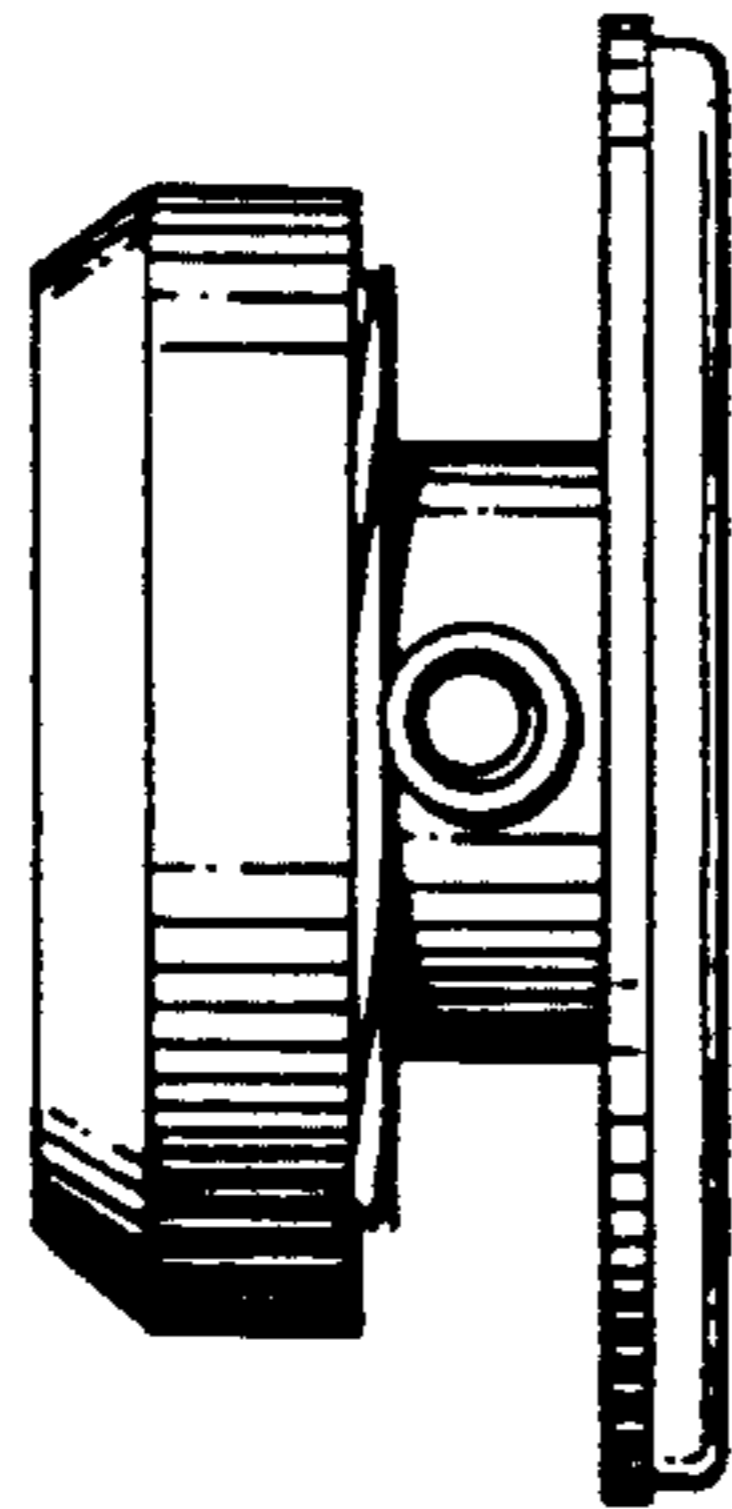
D. 285,964 9/1986 Ziebol ..... D24/17  
D. 300,006 2/1989 Booty ..... D10/22  
D. 312,578 12/1990 Kumakura ..... D10/22

FIG. 1 is an isometric view of a combined watch and stethoscope head showing my new design;  
FIG. 2 is a top view thereof;  
FIG. 3 is a side view thereof, both sides appearing the same;  
FIG. 4 is a front view thereof; and,  
FIG. 5 is a rear view thereof.






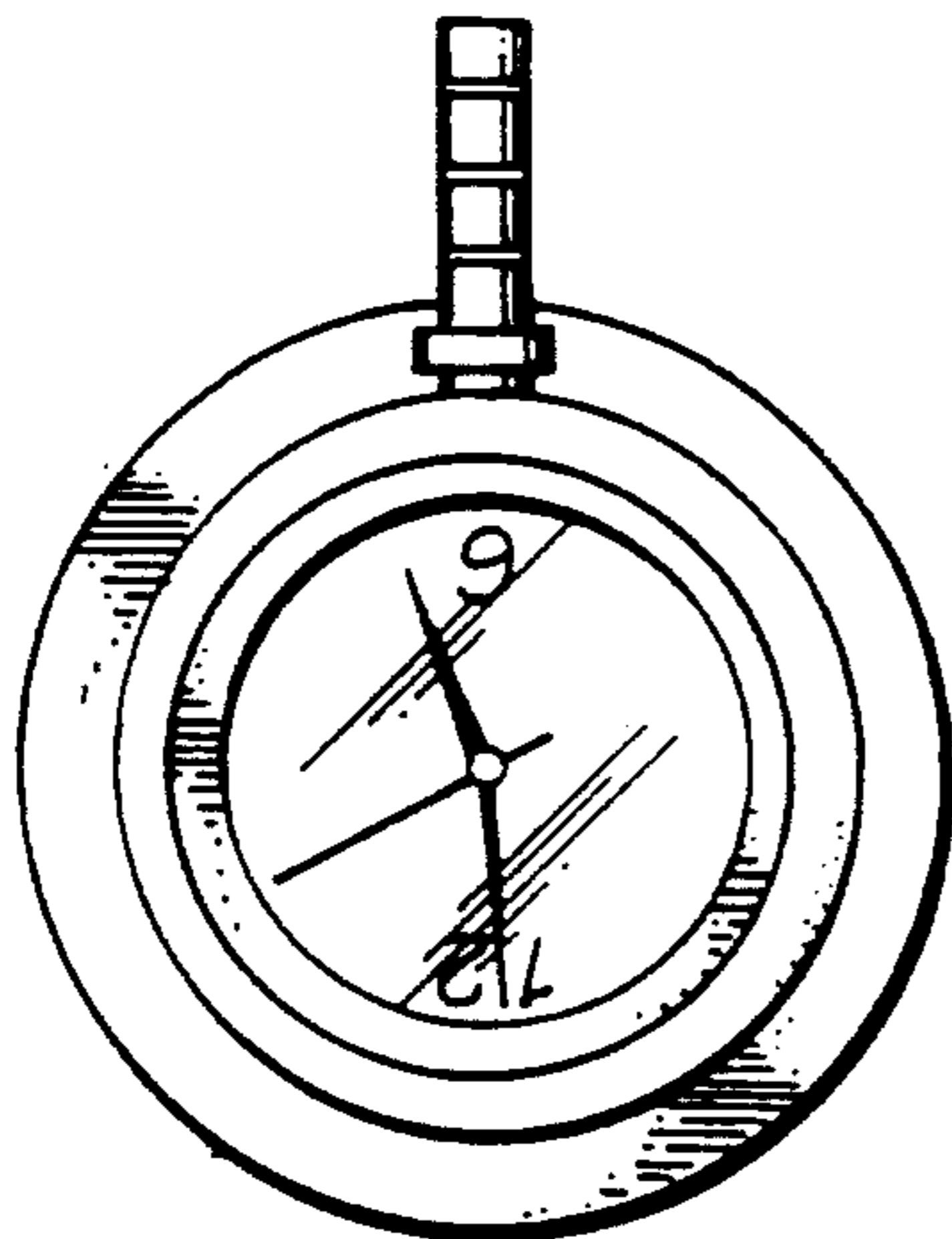
**Fig. 1**



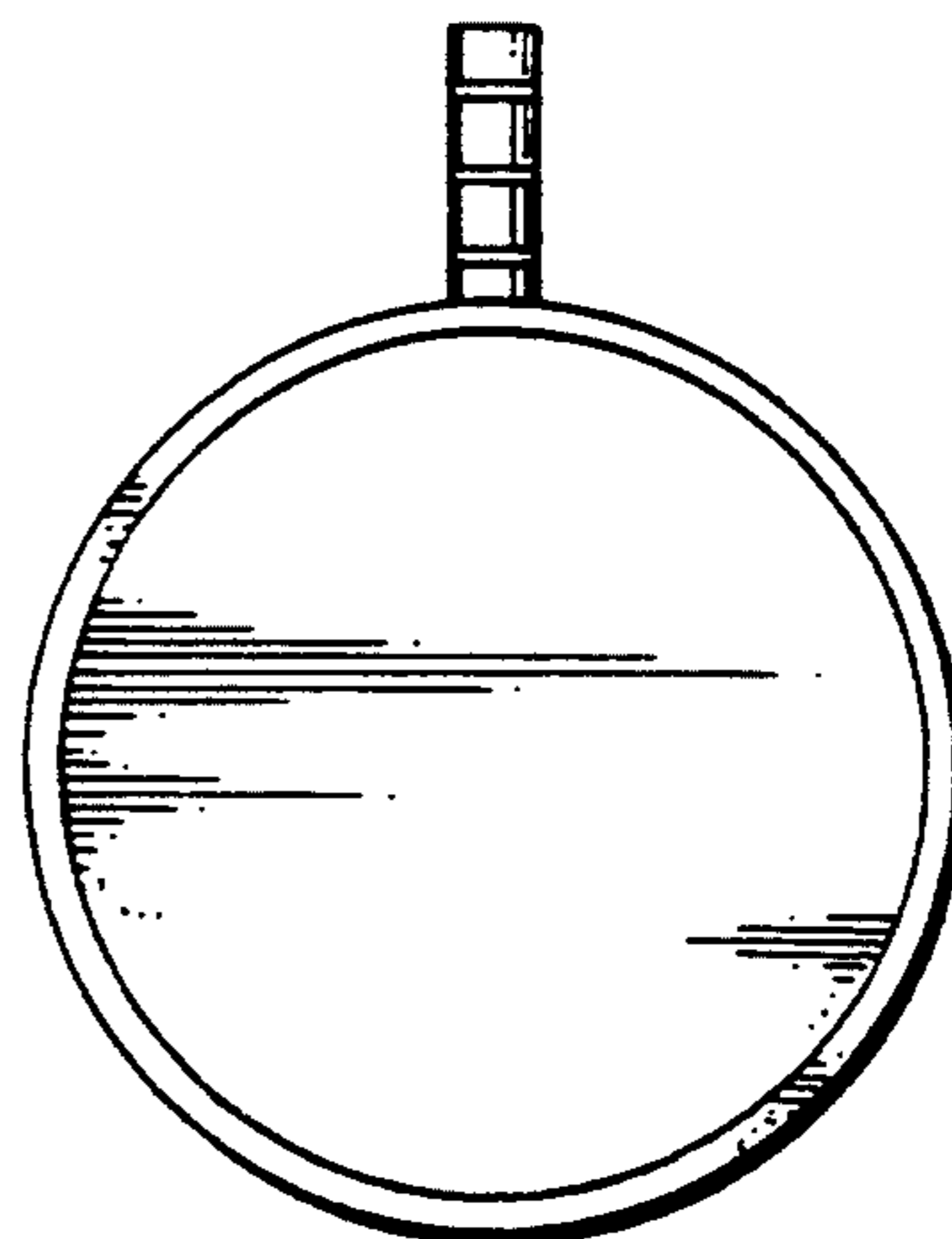
**Fig. 2**



**Fig. 3**



**Fig. 4**



**Fig. 5**