



US00D346959S

# United States Patent [19]

[11] Patent Number: **Des. 346,959**

**Adams**

[45] Date of Patent: **\*\* May 17, 1994**

[54] **CONTAINER WITH DISPENSING APPLICATOR**

[75] Inventor: **Mary B. Adams, Gurnee, Ill.**

[73] Assignee: **S. C. Johnson & Son, Inc., Racine, Wis.**

[\*\*] Term: **14 Years**

[21] Appl. No.: **2,840**

[22] Filed: **Dec. 22, 1992**

[52] U.S. Cl. .... **D9/338**

[58] Field of Search ..... **D9/337, 338, 516, 542, D9/523, 572-575; D4/114, 127; 401/126, 129, 175; 215/1 R, 1 C; D28/7**

[56] **References Cited**

**U.S. PATENT DOCUMENTS**

- D. 263,373 3/1982 Howard et al. .... D9/563
- D. 303,761 10/1989 Desgrippes ..... D9/337
- D. 308,476 6/1990 Rosenberg .
- D. 312,780 12/1990 Demarest .

- D. 318,012 7/1991 Kipperman et al. .... D9/558
- D. 321,596 11/1991 Zierhut ..... D9/338 X
- D. 339,285 9/1993 Burke ..... D9/338 X
- 3,148,401 9/1964 Gilchrist et al. .
- 3,370,908 2/1968 Cupp ..... D9/338 X

*Primary Examiner*—Bernard Ansher

*Assistant Examiner*—M. Siegel

[57] **CLAIM**

The ornamental design for a container with dispensing applicator, as shown and described.

**DESCRIPTION**

FIG. 1 is a perspective view of a container with dispensing applicator showing my new design;  
 FIG. 2 is a front elevational view thereof;  
 FIG. 3 is a side elevational view, the opposite side view being a mirror image thereof;  
 FIG. 4 is a top plan view thereof; and,  
 FIG. 5 is a bottom plan view thereof.  
 The broken line showing of an overcap is for illustrative purposes only and forms no part of the claimed design.




FIG. 1




FIG. 2




FIG.3

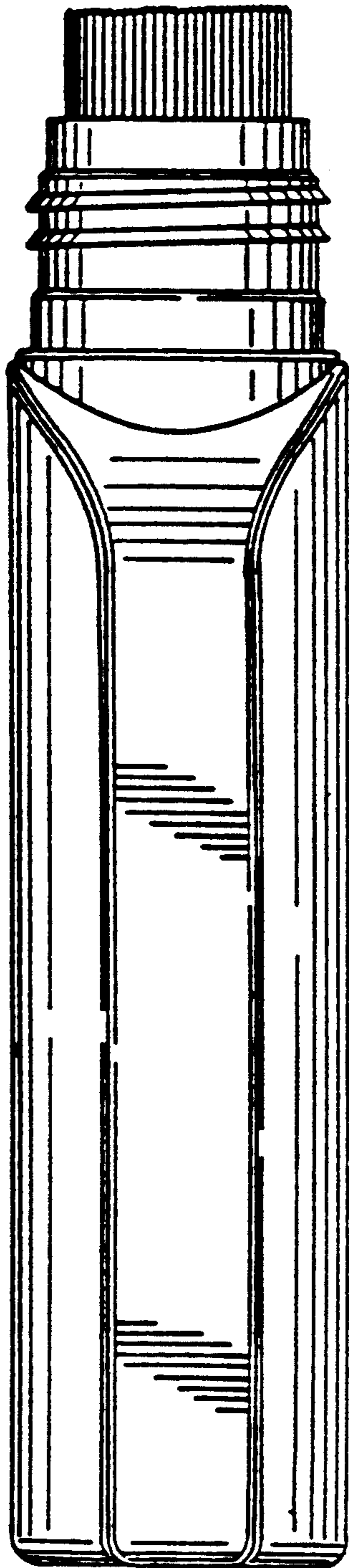


FIG.4

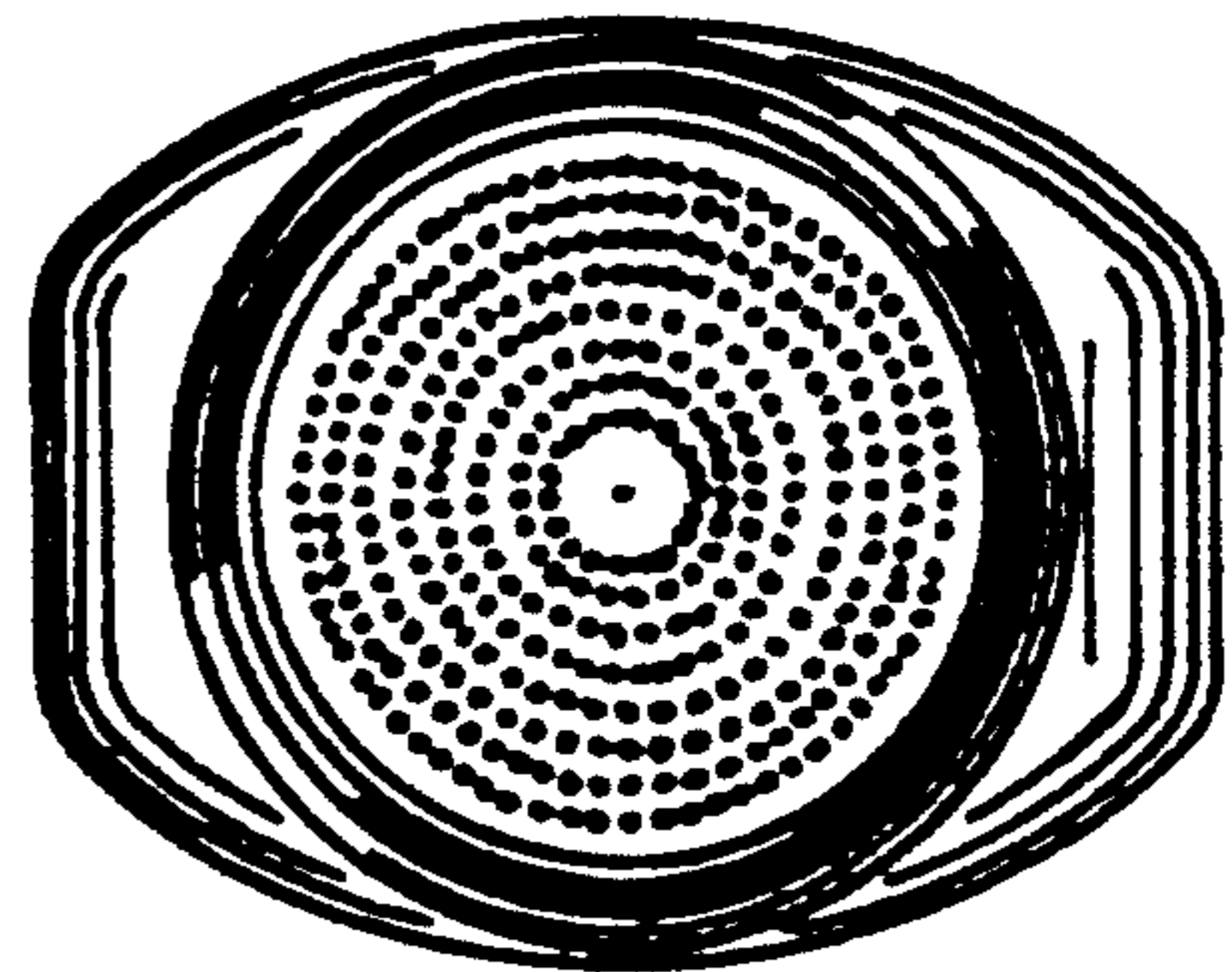


FIG.5

