



US00D346946S

United States Patent [19]

[11] Patent Number: Des. 346,946

Berti et al.

[45] Date of Patent: ** May 17, 1994

[54] PAIR OF GRIPS FOR A HANDLE

[75] Inventors: Enzo Berti, Venice, Italy; Robert J. Libman, Champaign, Ill.

[73] Assignee: The Libman Company, Arcola, Ill.

[**] Term: 14 Years

[21] Appl. No.: 180

[22] Filed: Oct. 7, 1992

[52] U.S. Cl. D8/107

[58] Field of Search D8/14, 107, 300, 303, D8/DIG. 7, DIG. 8; 16/110 R, 111 R, 114 R; 81/489, 177.1; D7/395

[56] **References Cited**

U.S. PATENT DOCUMENTS

D. 31,257	7/1899	Mather	D8/303
D. 61,657	11/1922	Fogarty	D8/303
D. 282,710	2/1986	Vosbikian	D7/395
D. 284,542	7/1986	Kelly	D7/395
D. 317,243	6/1991	Everding et al.	D8/300
D. 320,922	10/1991	Lurkis	D8/303
D. 330,321	10/1992	Berti	D8/107

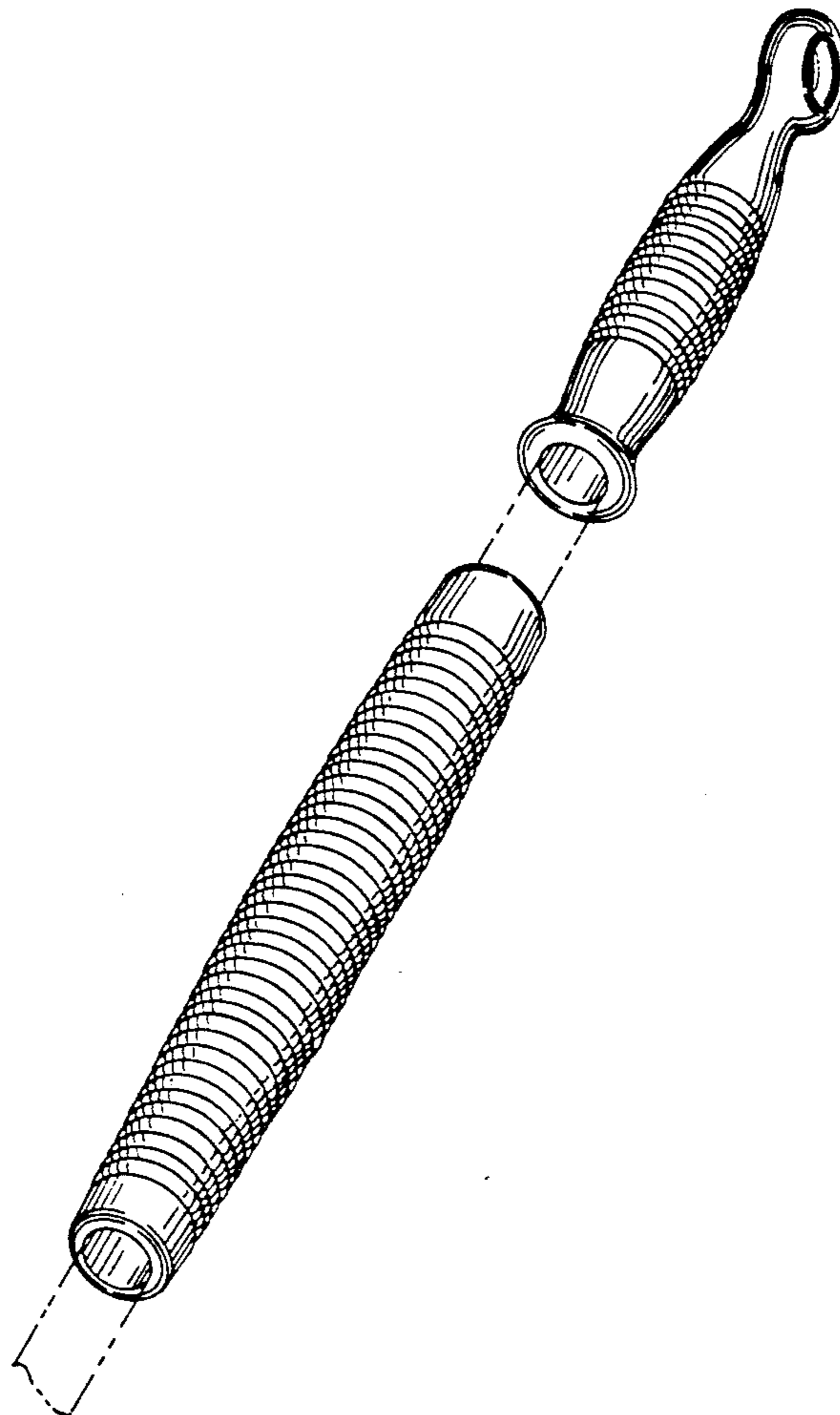
Primary Examiner—Bernard Ansher
Assistant Examiner—Philip Hyder
Attorney, Agent, or Firm—Marshall, O'Toole, Gerstein, Murray & Borun

[57] **CLAIM**

The ornamental design for pair of grips for a handle, as shown and described.

DESCRIPTION

FIG. 1 is a top, front and left side perspective view of the pair of grips for a handle showing our new design; FIG. 2 is a top plan view of the upper grip; FIG. 3 is a bottom plan view of the upper grip; FIG. 4 is a top plan view of the lower grip, with the bottom plan view being a mirror image thereof; FIG. 5 is a front elevational view of the pair of grips, the rear elevational view being a mirror image thereof; and, FIG. 6 is a right side elevational view of the pair of grips, with the left side being a mirror image thereof. The handle shown in broken lines in the drawings is for illustrative purposes only and forms no part of the claimed design.



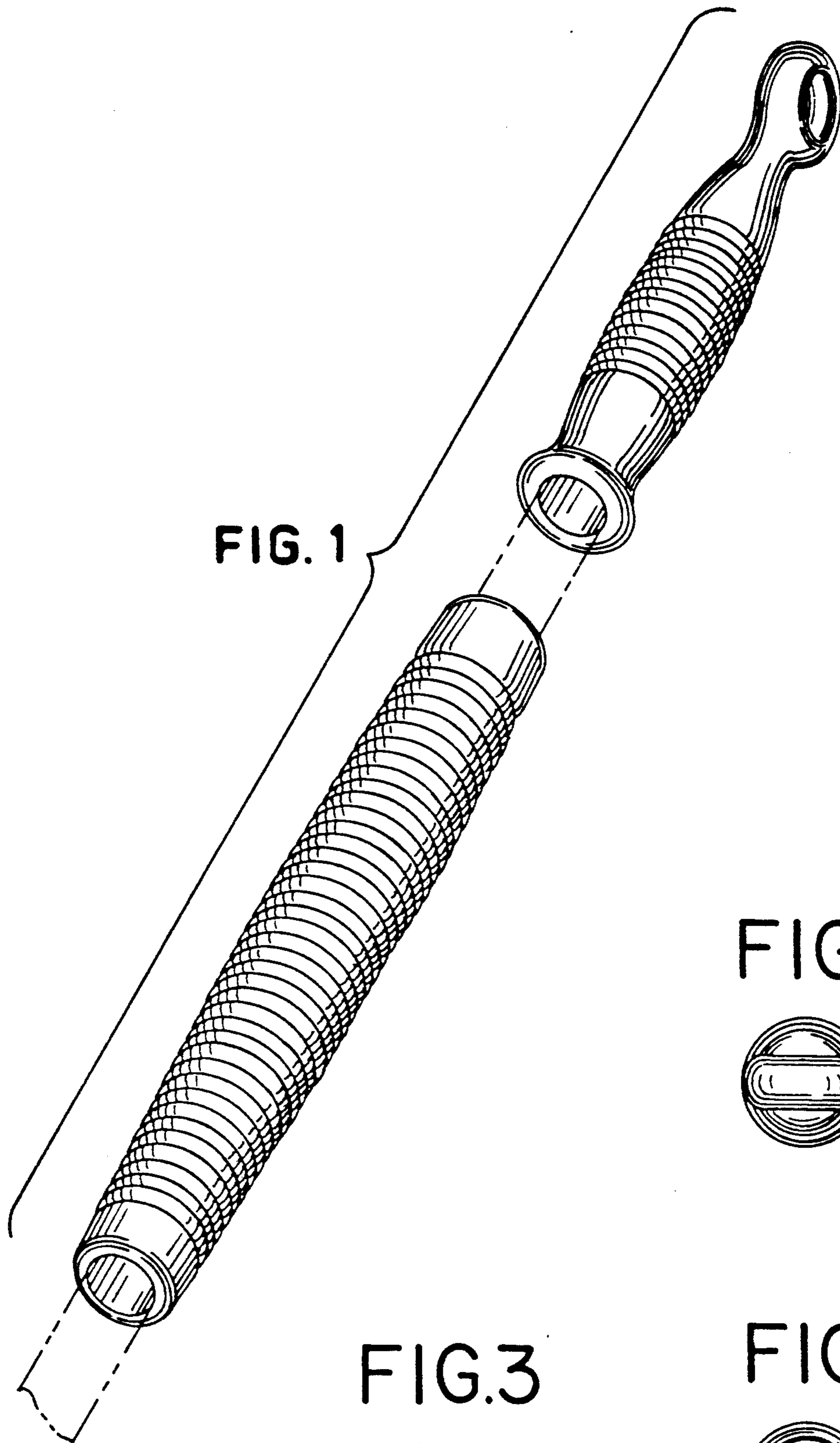


FIG. 1

FIG. 2

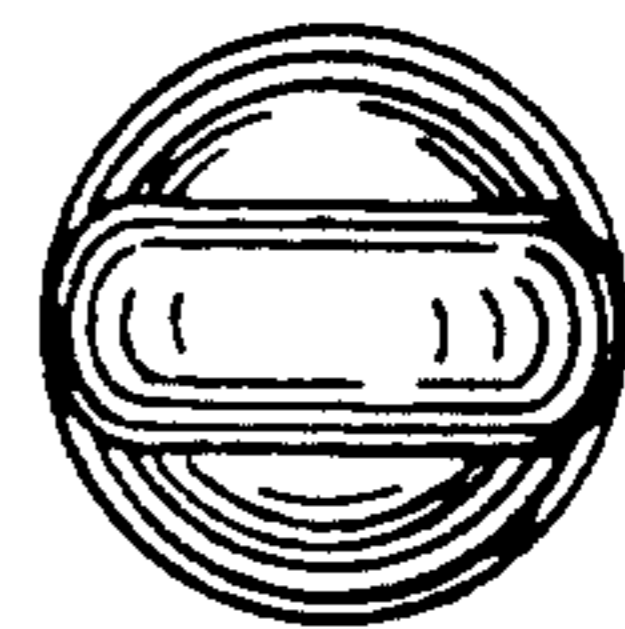


FIG. 3

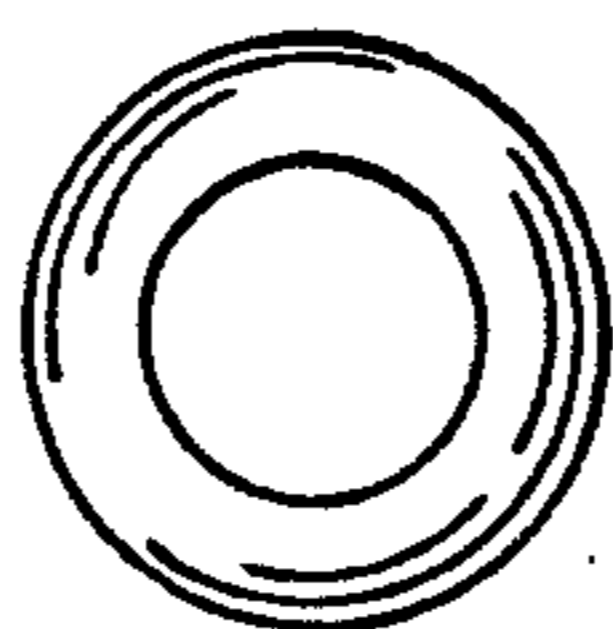


FIG. 4

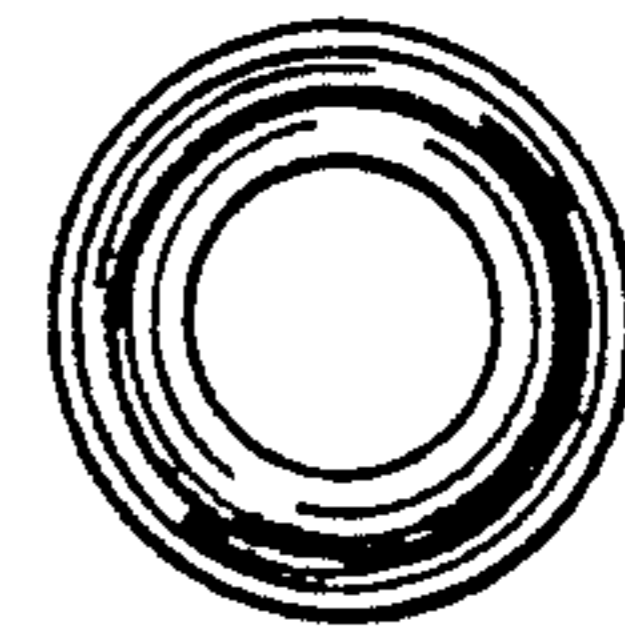


FIG. 5

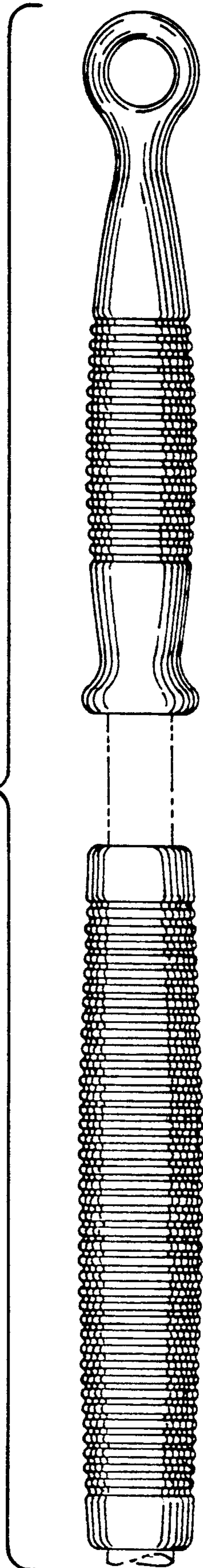


FIG. 6

