



US00D346920S

United States Patent [19]

[11] Patent Number: **Des. 346,920**

Vidal

[45] Date of Patent: **** May 17, 1994**

[54] TABLE

[75] Inventor: **Conrado A. Vidal, Barcelona, Spain**

[73] Assignee: **Amat Muebles para colectividades, S.A., Spain**

[**] Term: **14 Years**

[21] Appl. No.: **698,061**

[22] Filed: **May 10, 1991**

[52] U.S. Cl. **D6/486; D6/487; D6/488; D6/511**

[58] Field of Search **D6/480, 482-489, D6/495, 496, 498, 499, 449-451, 411, 511; 108/150, 161; 248/431**

[56] References Cited

U.S. PATENT DOCUMENTS

D. 68,270	9/1925	Narder	D6/511
D. 118,029	12/1939	Webb	D6/411
D. 178,169	7/1956	Collens	D6/488
D. 198,036	4/1964	Ayres	D6/480
518,581	4/1894	Bartlett	248/431

OTHER PUBLICATIONS

Design, Jun. 1989, p. 23.

Damus -Dec. 1984, p. 656, table legs at top.

Primary Examiner—Nelson C. Noltje

Assistant Examiner—J. E. Seeger

Attorney, Agent, or Firm—Whitham & Marhoefer

[57] CLAIM

The ornamental design for a table, as shown and described.

DESCRIPTION

FIG. 1 is a perspective view of a table, showing my new design;

FIG. 2 is a top perspective view;

FIG. 3 is a typical side elevation view;

FIG. 4 is a top plan view;


FIG. 5 is a top plan view of a table, showing a second embodiment of my new design;

FIG. 6 is a top plan view of a table, showing a third embodiment of my new design;

FIG. 7 is a top plan view of a table, showing a fourth embodiment of my new design;

FIG. 8 is a bottom perspective view; and,

FIG. 9 is a cross-sectional view, taken from line IX—IX in FIG. 1.



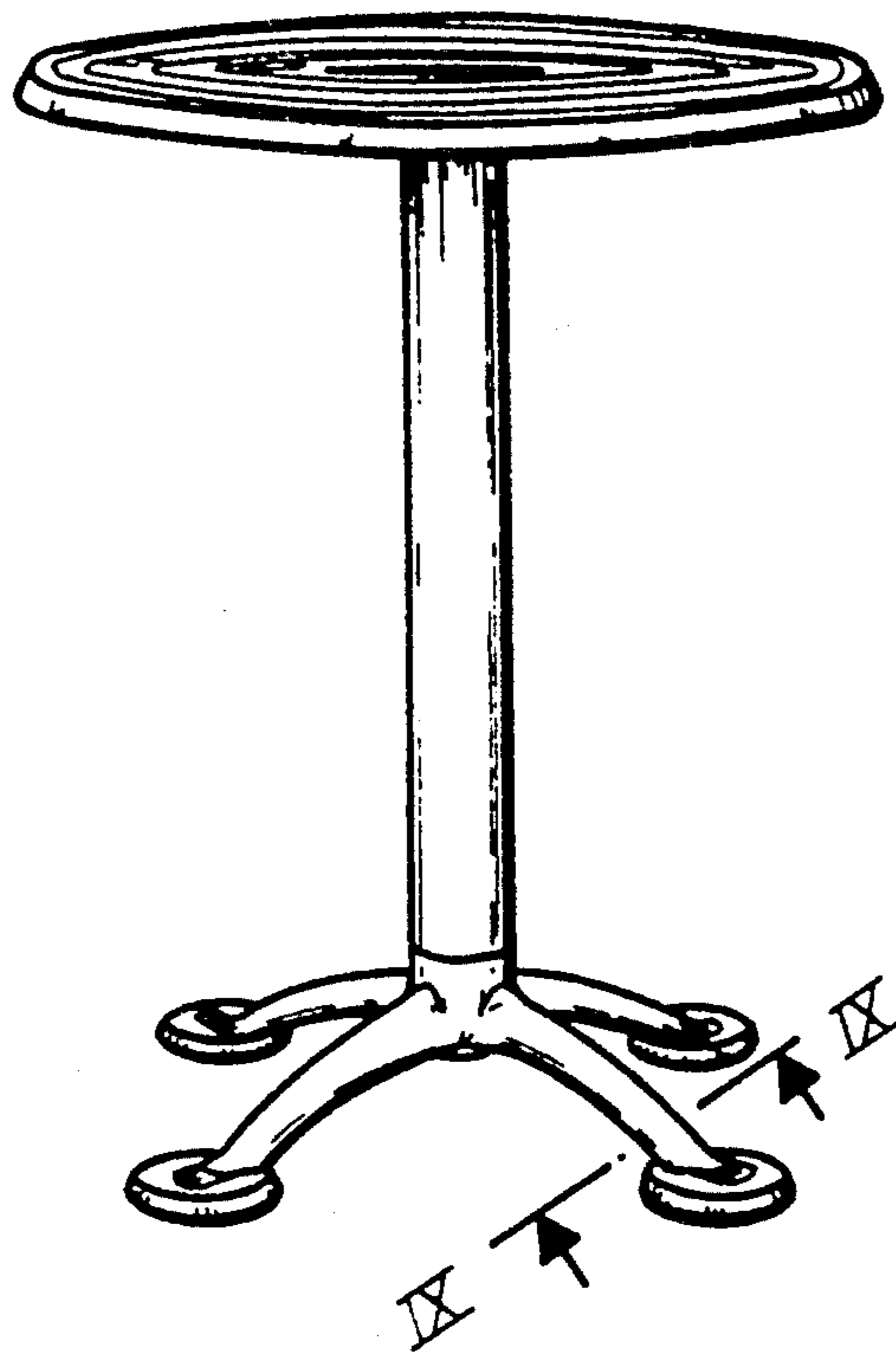


FIG. 1

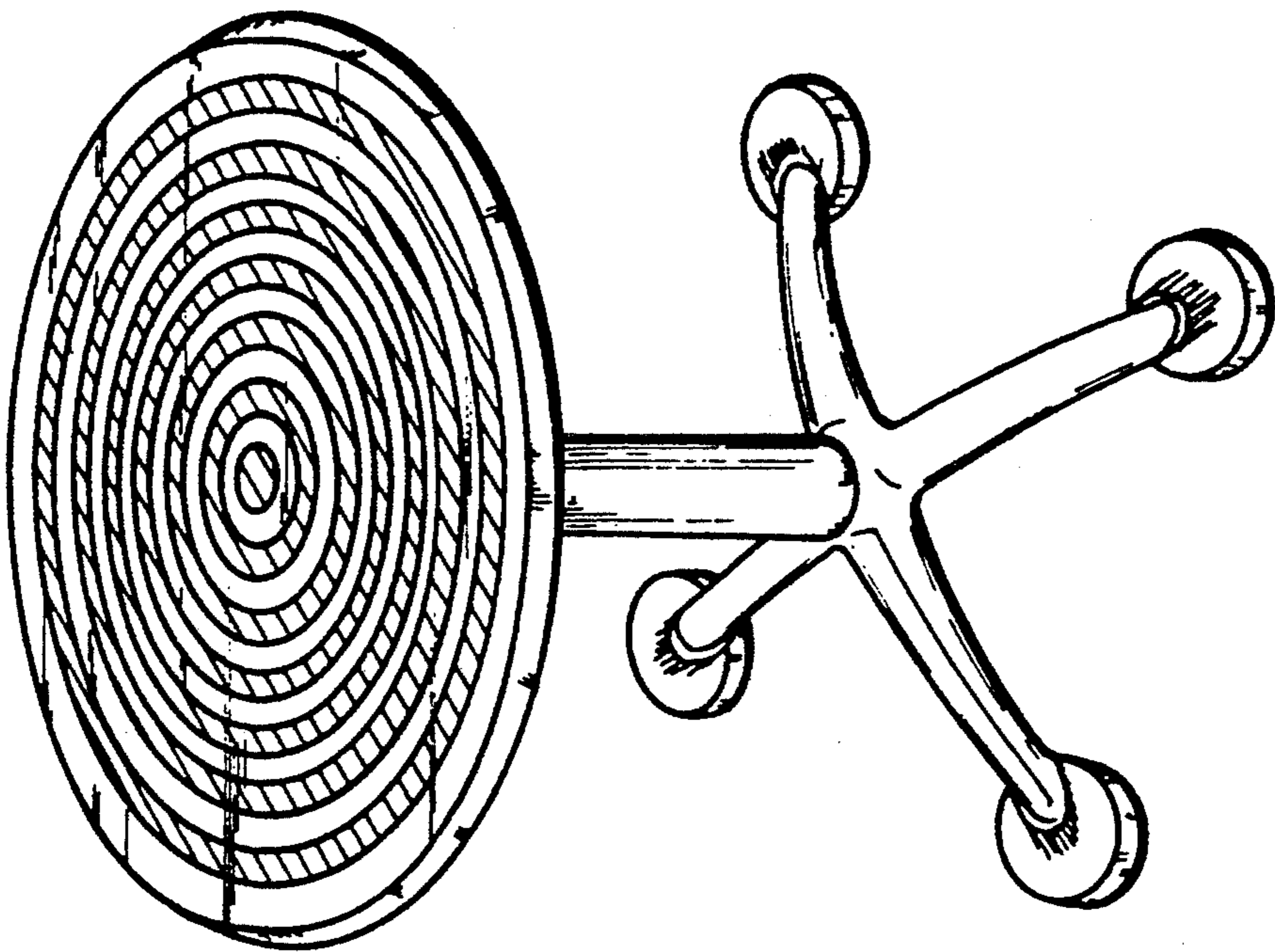


FIG. 2

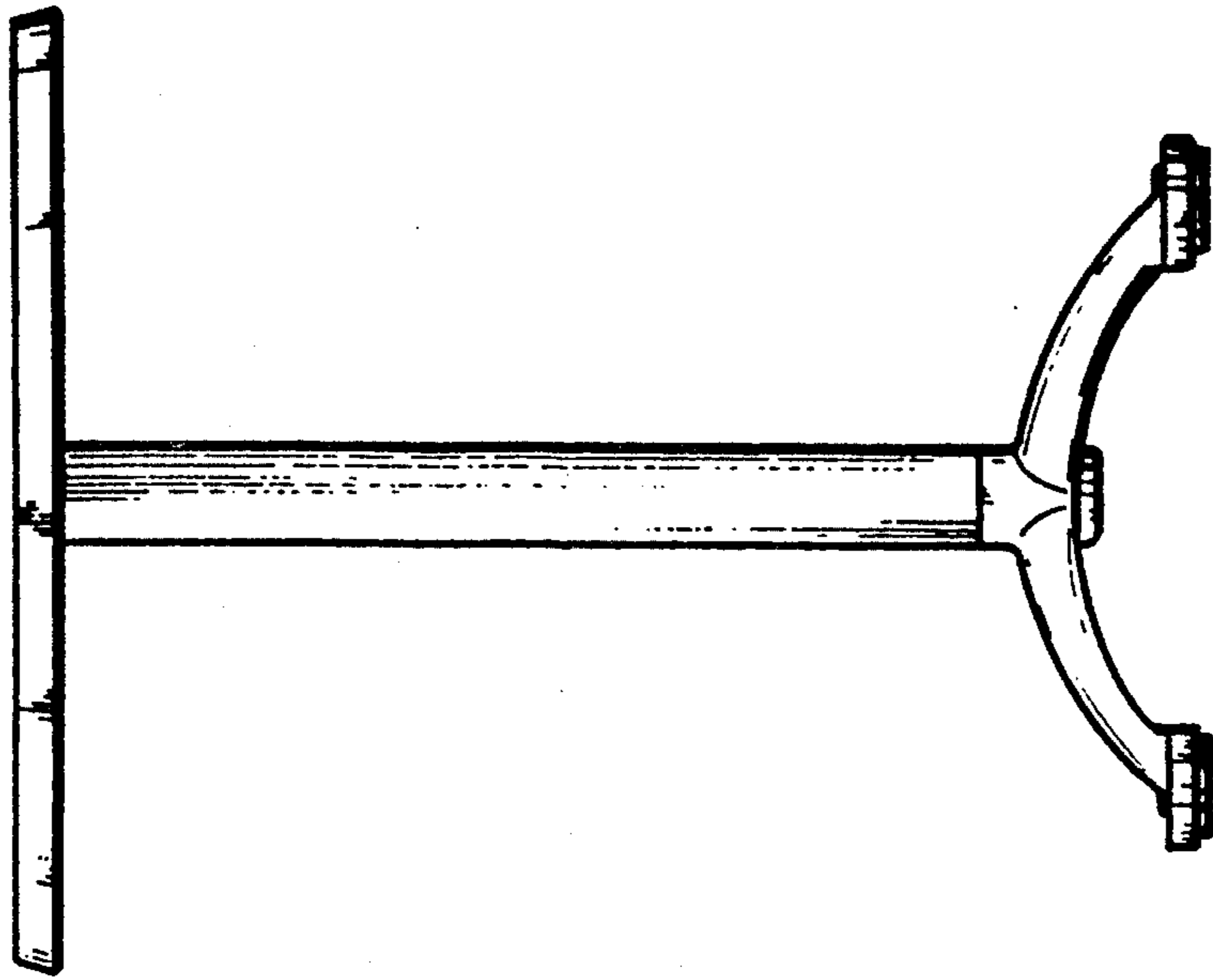


FIG. 3




FIG. 5

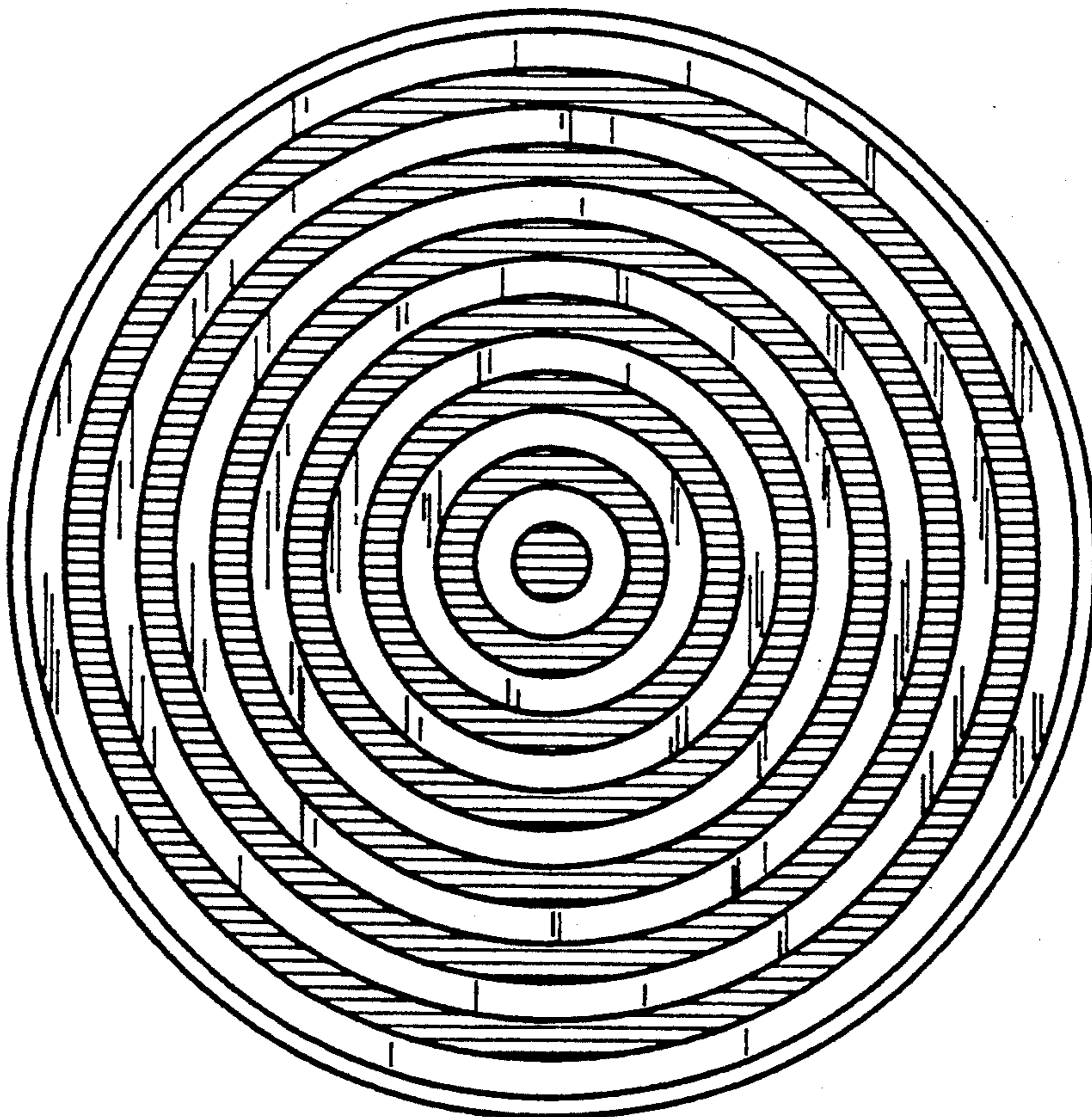


FIG. 4




FIG.7




FIG.6




FIG. 8




FIG. 9