



US00D346906S

United States Patent [19]

[11] Patent Number: **Des. 346,906**

Ilaria et al.

[45] Date of Patent: **** May 17, 1994**

- [54] **CIRCULAR FRAME WITH LINKS**
- [75] Inventors: **Peter V. Ilaria**, East Hanover;
William Macowski, Caldwell, both of
N.J.
- [73] Assignee: **Tropar Manufacturing Company,**
Inc., Florham Park, N.J.
- [**] Term: **14 Years**
- [21] Appl. No.: **2,736**
- [22] Filed: **Dec. 18, 1992**
- [52] U.S. Cl. **D6/309; D6/300**
- [58] Field of Search **D6/300-303,**
D6/308-314; 40/152, 152.1, 152.2, 153-156;
359/838, 850, 871, 872

- D. 252,833 9/1979 Bowser D6/308 X
- D. 266,471 10/1982 Symington D6/309
- D. 291,448 8/1987 Tai-Kam D16/135
- D. 334,667 4/1993 Lonczak et al. D6/308
- 1,270,370 6/1918 Boning 40/152 X
- 2,314,417 3/1943 Neal 40/152.1 X
- 2,785,490 3/1957 Fabry D6/309 X

Primary Examiner—Nelson C. Holtje
Assistant Examiner—J. E. Seeger
Attorney, Agent, or Firm—Gottlieb, Rackman &
 Reisman

- [56] **References Cited**
- U.S. PATENT DOCUMENTS**
- D. 17,293 5/1887 Johnson D6/300 X
- D. 118,196 12/1939 Trussell D19/26

[57] **CLAIM**
 The ornamental design for a circular frame with links,
 as shown and described.

DESCRIPTION
 FIG. 1 is a front perspective view thereof;
 FIG. 2 is a typical side elevational view thereof;
 FIG. 3 is a rear elevational view thereof; and,
 FIG. 4 is a cross-sectional view taken along line 4—4 in
 FIG. 1.

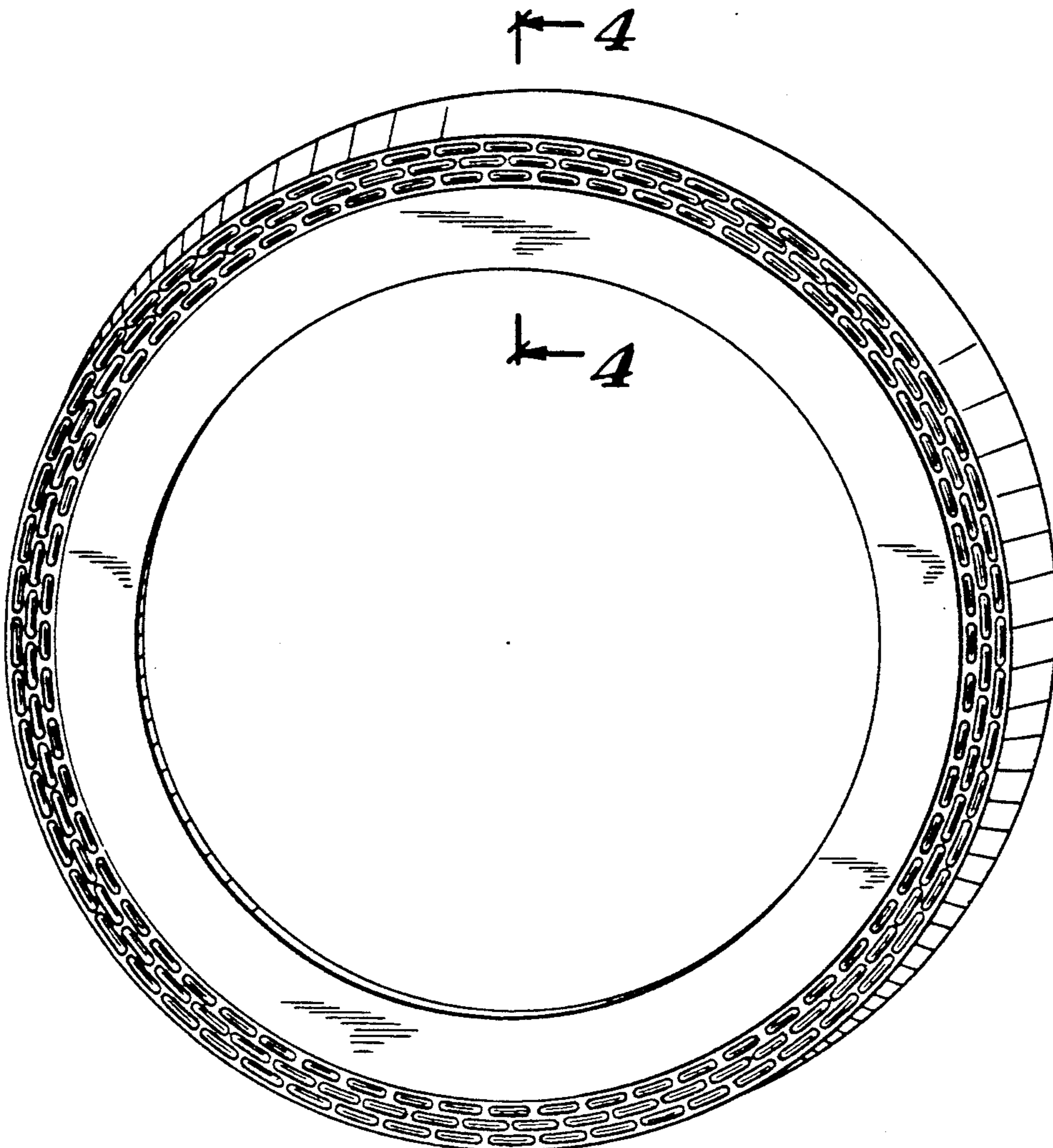


FIG. 1

← 4

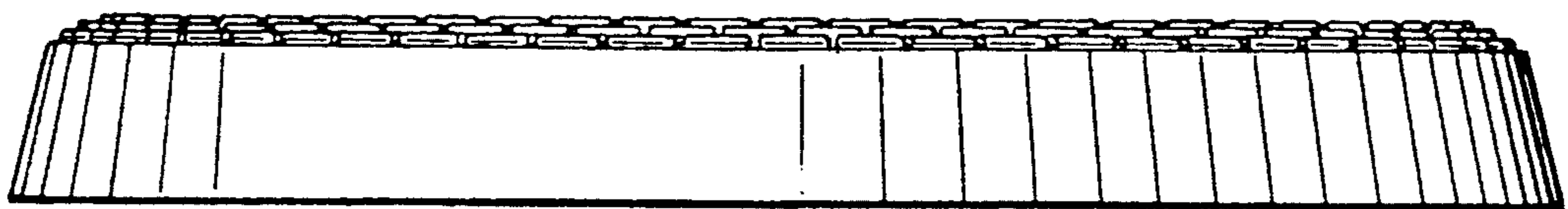
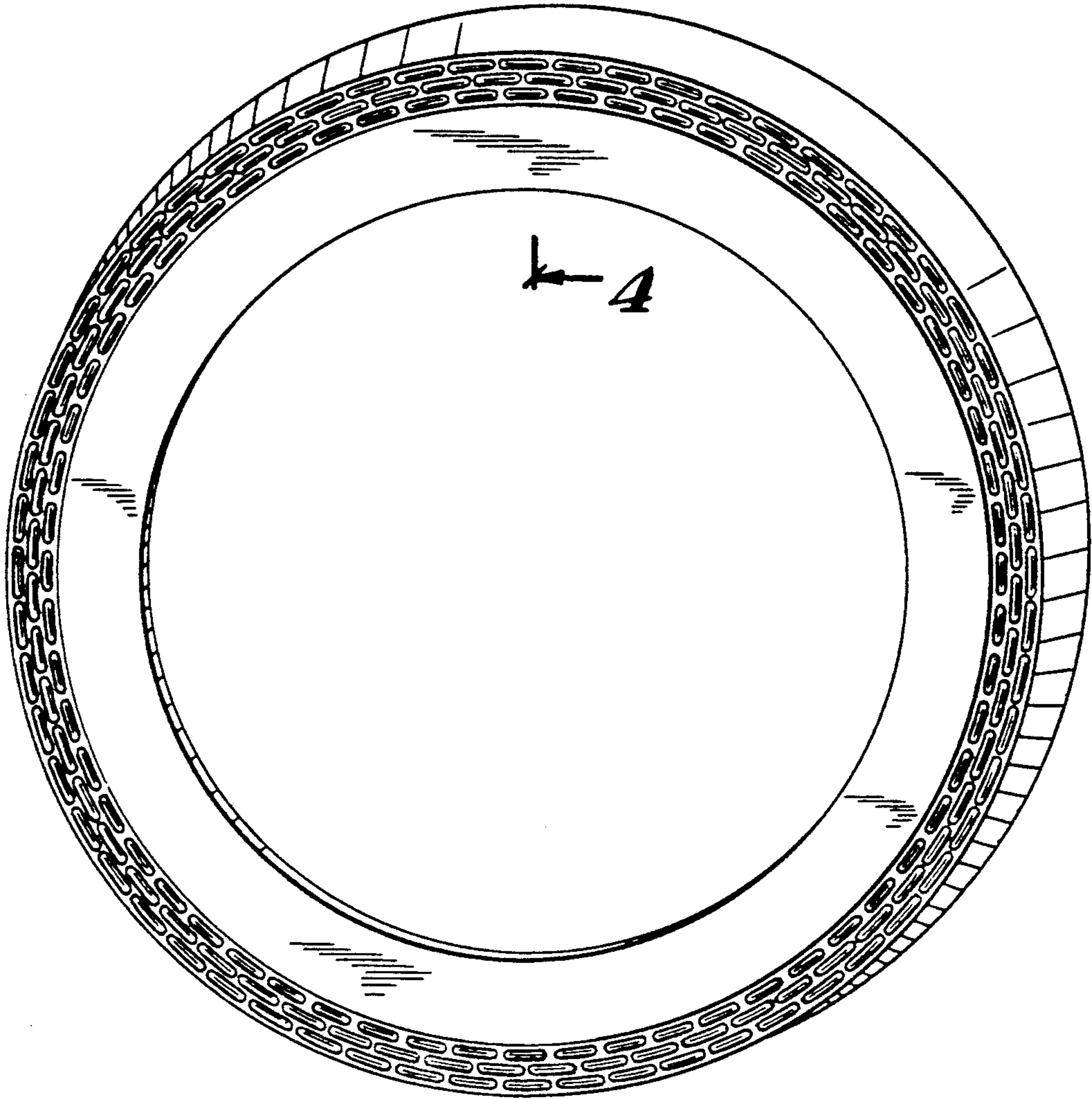


FIG. 2

FIG. 3

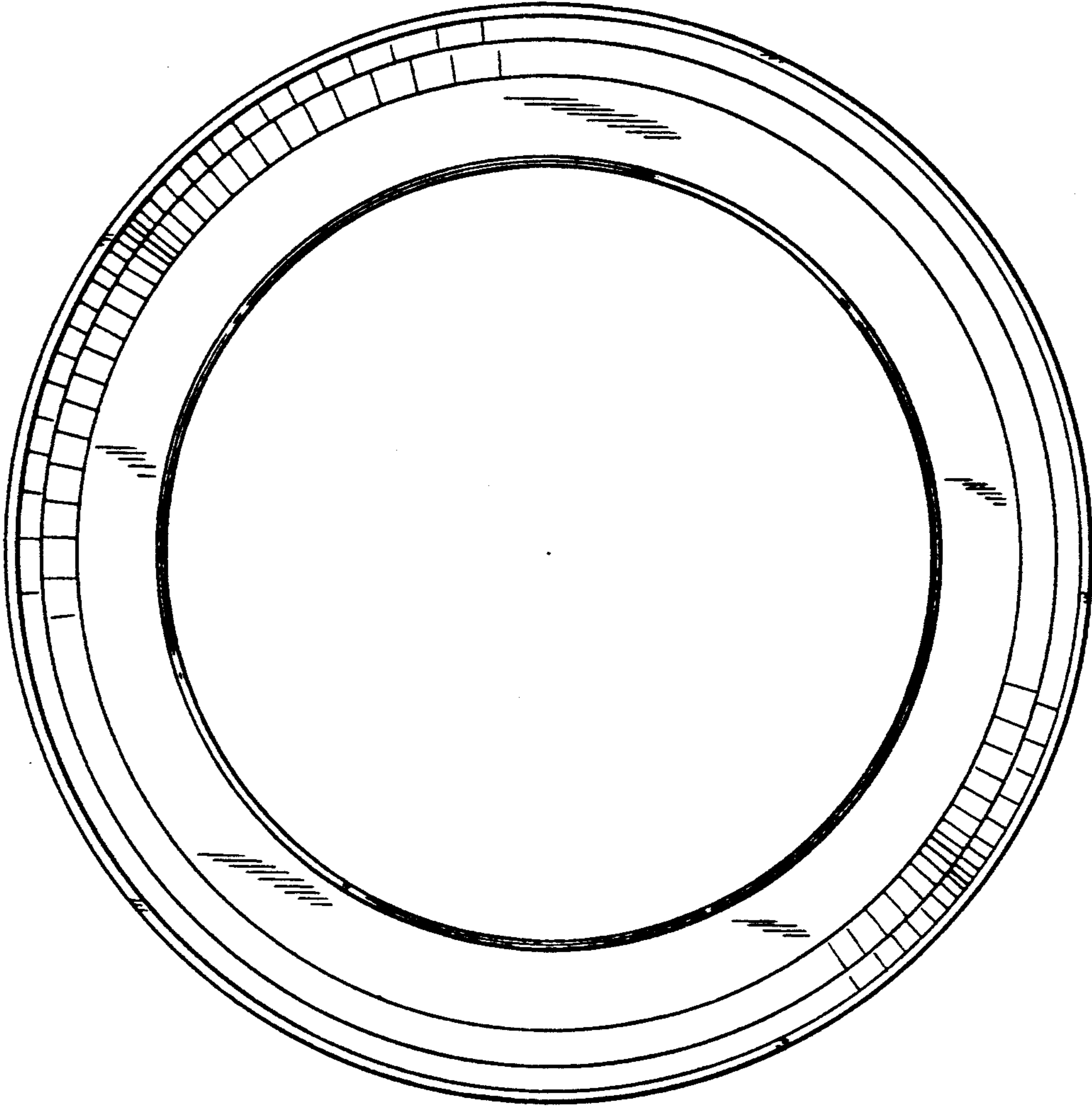


FIG. 4

