



US00D346900S

United States Patent [19] Gill

[11] Patent Number: **Des. 346,900**
[45] Date of Patent: **** May 17, 1994**

[54] **ARTICLE HOLDER FOR ATTACHMENT TO A VEHICLE SEAT**

[76] Inventor: **James H. Gill, 102 Wildfox La., New Kent, Va. 23124**

[**] Term: **14 Years**

[21] Appl. No.: **371,965**

[22] Filed: **Jun. 27, 1989**

[52] U.S. Cl. **D12/416; D6/564**

[58] Field of Search **D3/40, 74; D6/513, 514, D6/564; D2/227; 383/38, 39; 224/273, 275, 279, 42.42; 108/45; 296/37.1, 37.5, 37.8, 37.16**

[56] **References Cited**

U.S. PATENT DOCUMENTS

D. 147,587	9/1947	Kaplan	D6/564
D. 159,895	8/1950	Douglas et al.	D6/564
D. 292,347	10/1987	Scott-Smith	D3/40
D. 299,895	2/1989	Converti	D6/514
D. 312,349	11/1990	Pogue	D3/40
2,223,532	12/1940	Sallop	224/275

2,979,098	4/1961	Greaves	150/1
3,014,759	12/1961	Bing	297/191
3,388,886	6/1968	Tucker	248/361

Primary Examiner—James M. Gandy
Attorney, Agent, or Firm—Henderson & Sturm

[57] **CLAIM**

The ornamental design for an article holder for attachment to a vehicle seat, as shown and described.

DESCRIPTION

FIG. 1 is a perspective view of an article holder for attachment to a vehicle seat showing my new design it being understood that the broken lines are for illustrative purposes only and form no part of the claimed design;

FIG. 2 is a front elevation view thereof;

FIG. 3 is a right side elevation view thereof;

FIG. 4 is a left side elevation view thereof;

FIG. 5 is a top plan view thereof;

FIG. 6 is a rear elevation view thereof; and,

FIG. 7 is a bottom plan view thereof.




FIG. 1




FIG. 2




FIG. 6

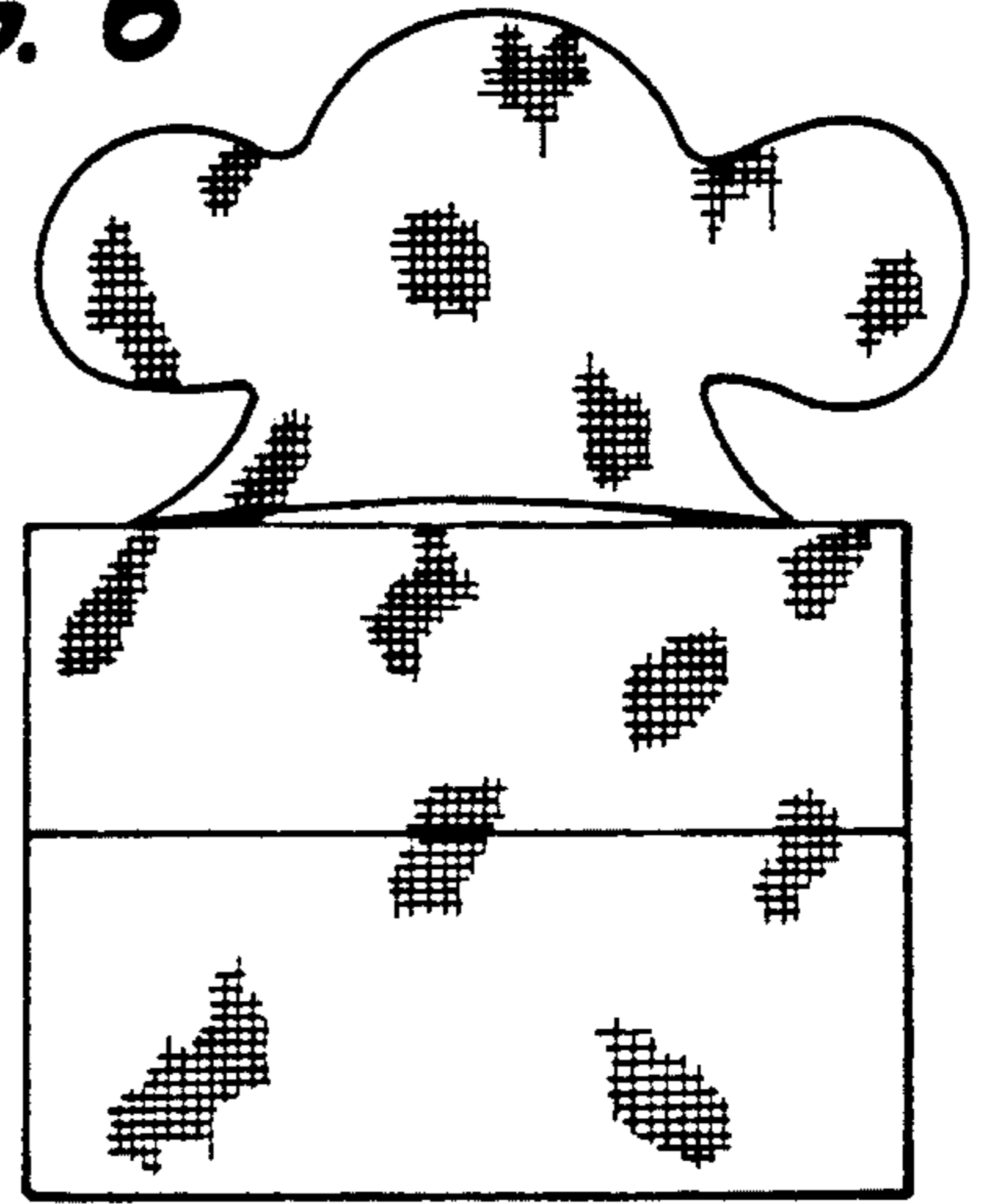


FIG. 3

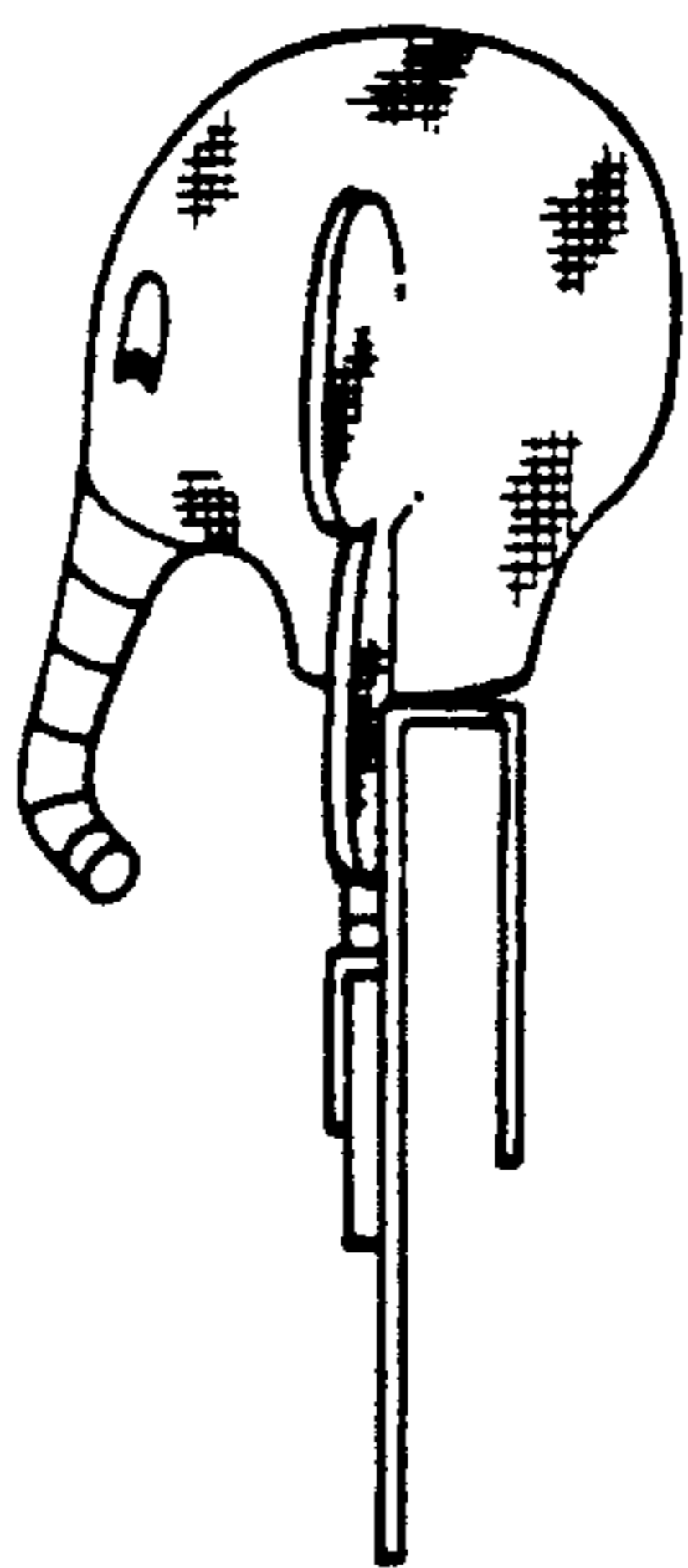


FIG. 4

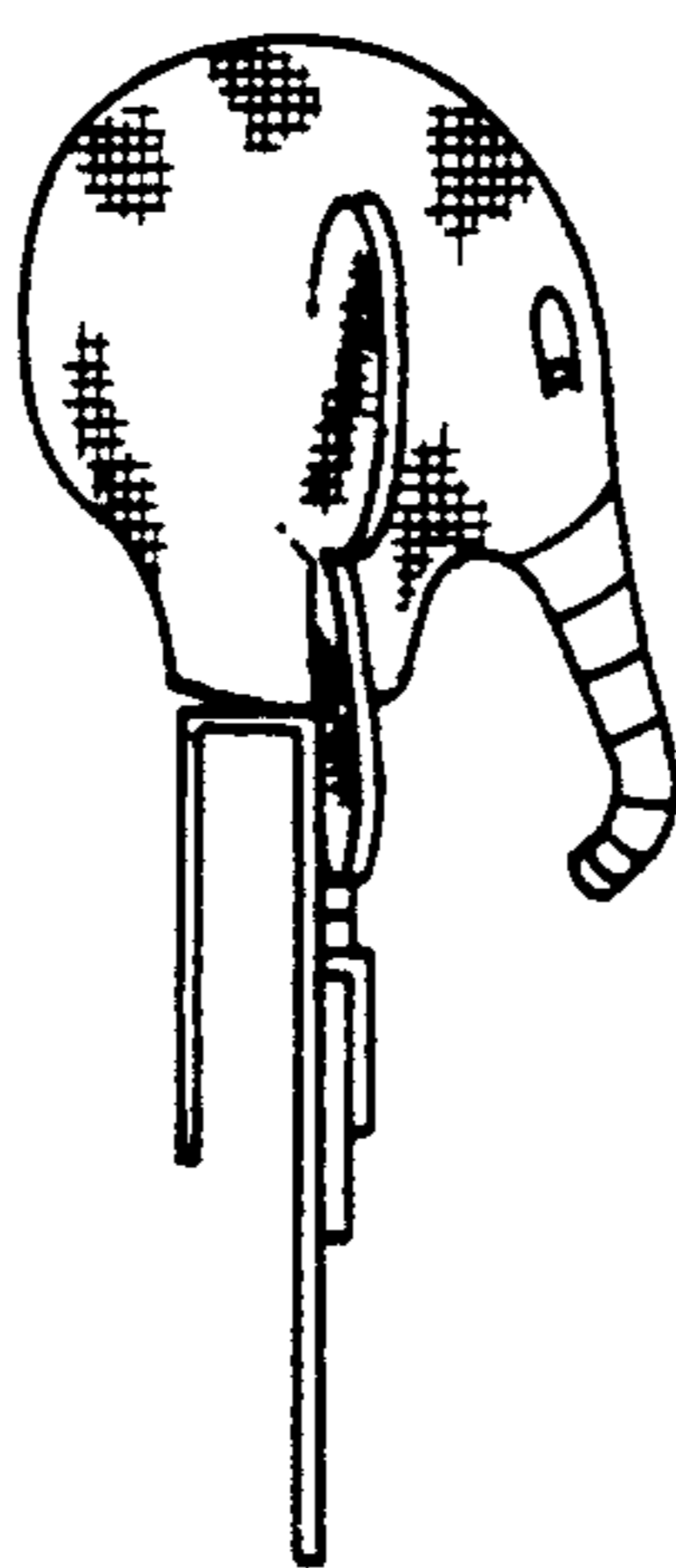


FIG. 5

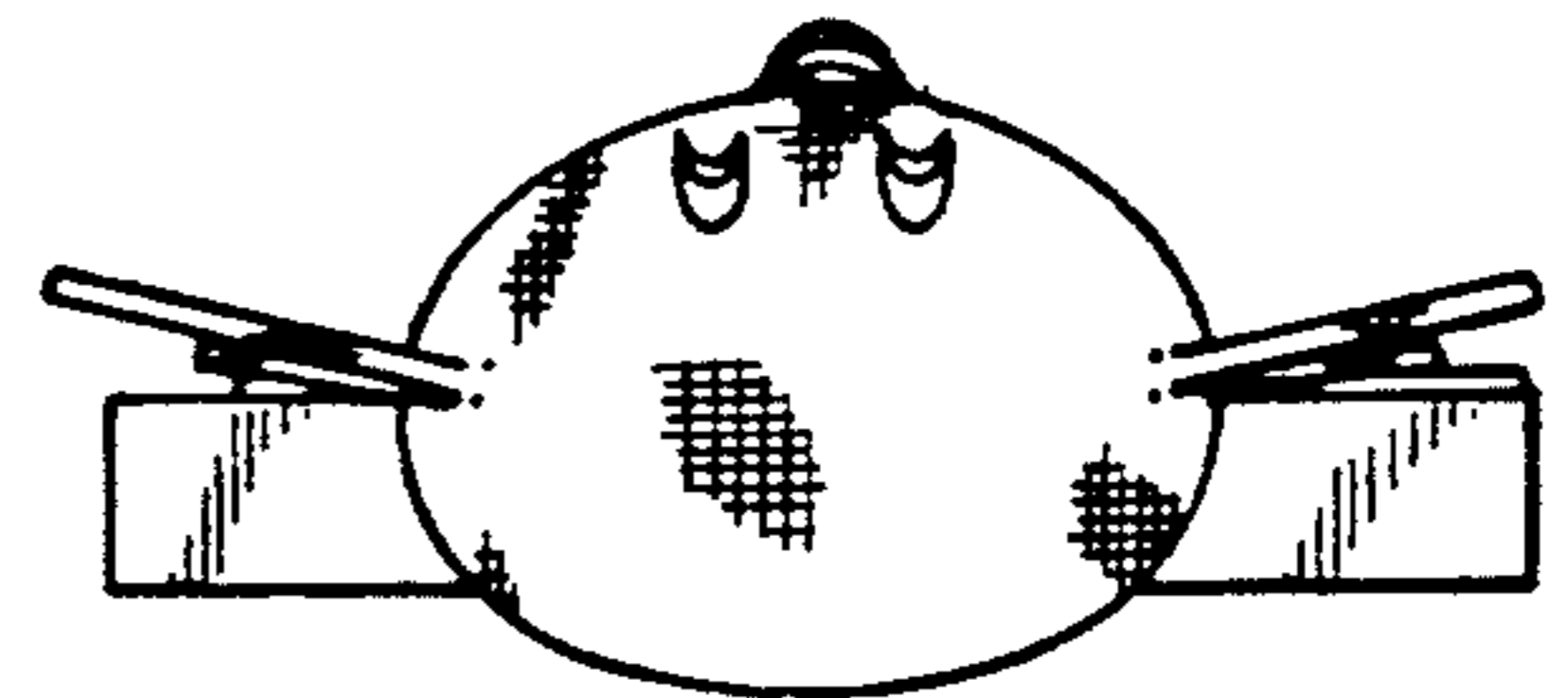


FIG. 7

