



US00D346896S

United States Patent [19]
Rustin

[11] **Patent Number: Des. 346,896**

[45] **Date of Patent: ** May 17, 1994**

[54] **WET SUIT LINER**

[76] **Inventor: Jesse L. Rustin, Rte. 6, Dahlonaga, Ga. 30533**

[**] **Term: 14 Years**

[21] **Appl. No.: 741,158**

[22] **Filed: Aug. 7, 1991**

[52] **U.S. Cl. D2/732; D2/713**

[58] **Field of Search D2/28, 29, 30, 31, 32, D2/713, 732; 2/2, 70, 79, 75**

[56] **References Cited**

U.S. PATENT DOCUMENTS

D. 179,109	11/1956	Ambrose	D2/10
D. 317,374	6/1991	Anderson	D2/79
2,570,019	10/1951	Wolk	2/70
3,771,169	11/1973	Edmund	2/79
4,293,957	10/1981	Melarvie	2/79
4,602,384	7/1986	Schneider	2/79
4,741,050	5/1988	O'Kane	2/2.1
4,907,295	3/1990	Yasuda	2/2.1

FOREIGN PATENT DOCUMENTS

0232458	8/1963	Australia	2/227
1281382	12/1961	France	2/70
2440163	7/1980	France	2/78 R

OTHER PUBLICATIONS

Parfetex Style Book, 1933, p. 28, Wrestling tights.
Damart Thermolactyl: Oct. 1 1979; p. 44 2 pc. Union Suit on left side of page.

Primary Examiner—A. Hugo Word
Assistant Examiner—Celia A. Murphy
Attorney, Agent, or Firm—Terry M. Gernstein

[57] **CLAIM**

The ornamental design for a wet suit liner, as shown and described.

DESCRIPTION

FIG. 1 is an exploded perspective view of the wet suit liner embodying the design of the present invention; FIG. 2 is a side elevational view thereof; FIG. 3 is a rear elevational view thereof; FIG. 4 is a front elevational view thereof; FIG. 5 is a top plan view thereof; and, FIG. 6 is a bottom view thereof.

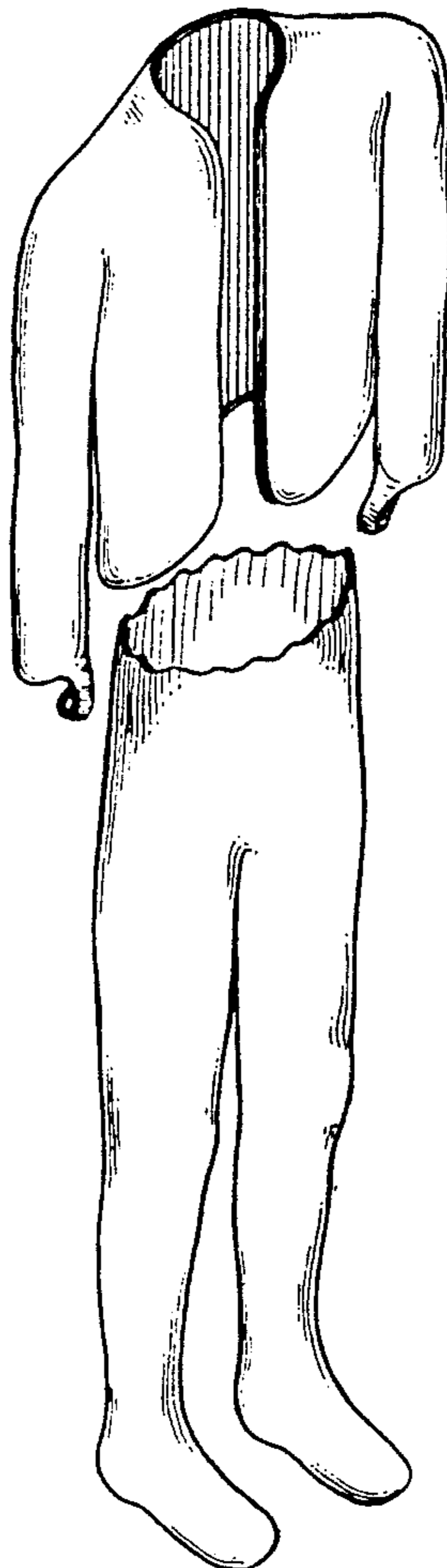


FIG. 1





FIG. 2

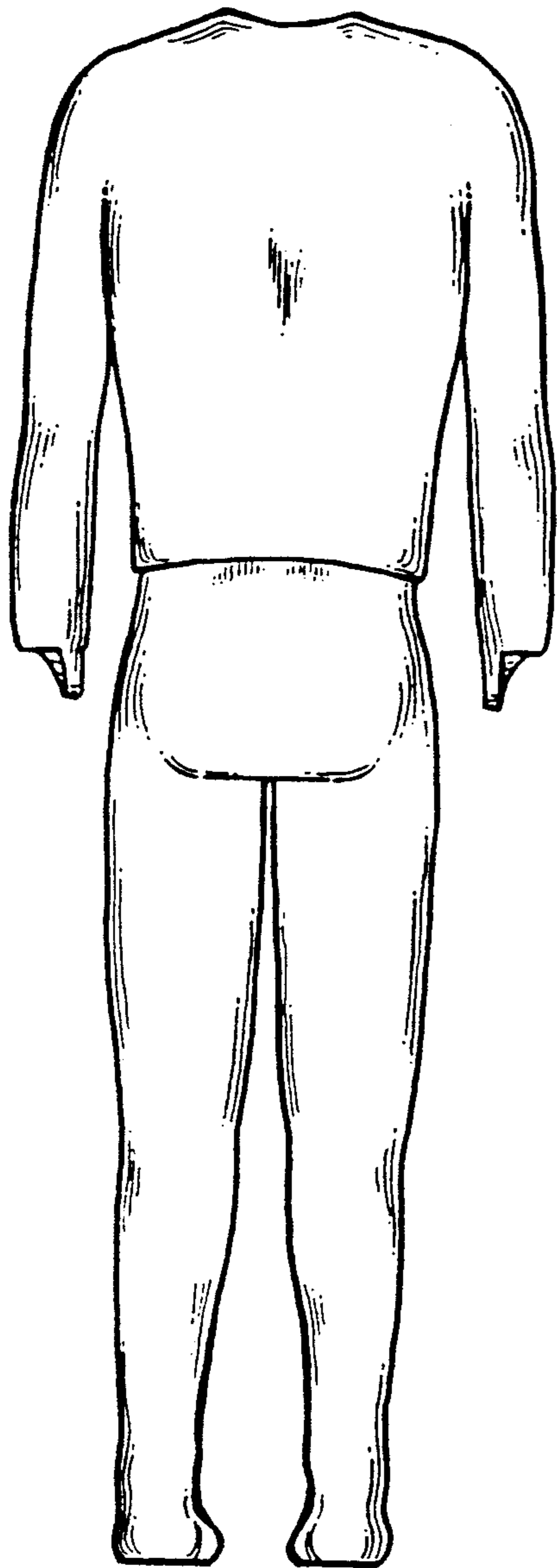


FIG. 3

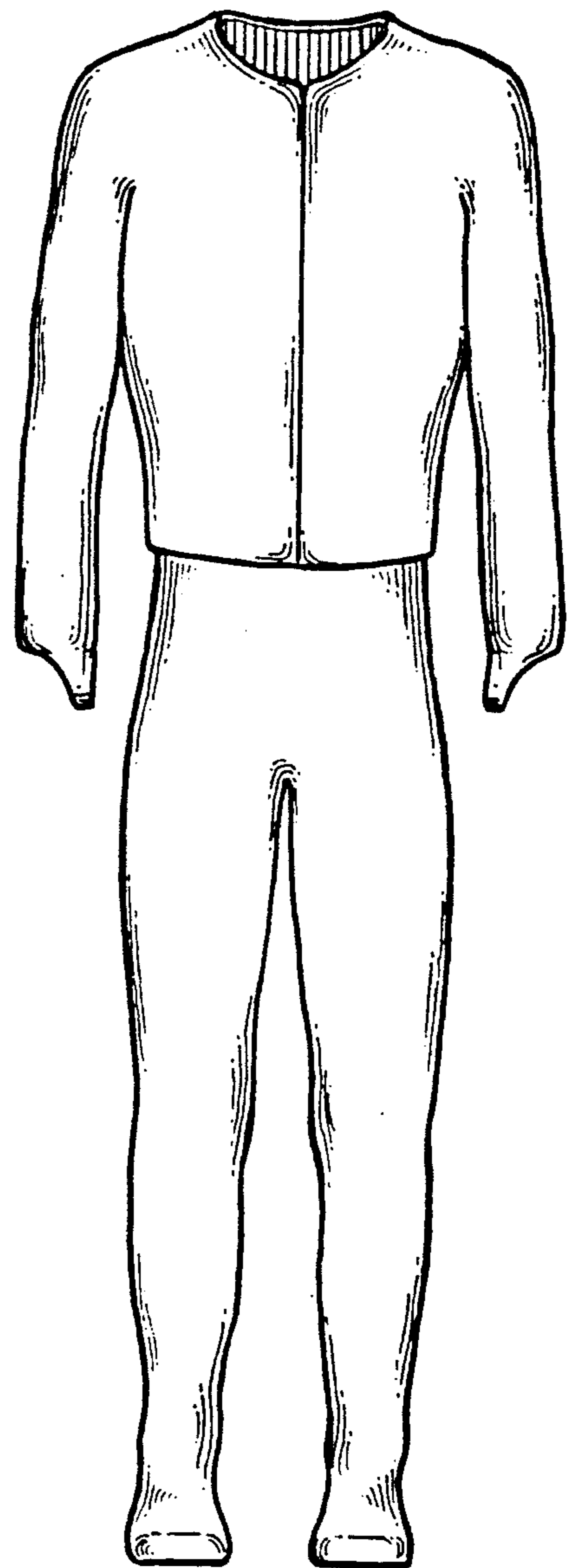


FIG. 4

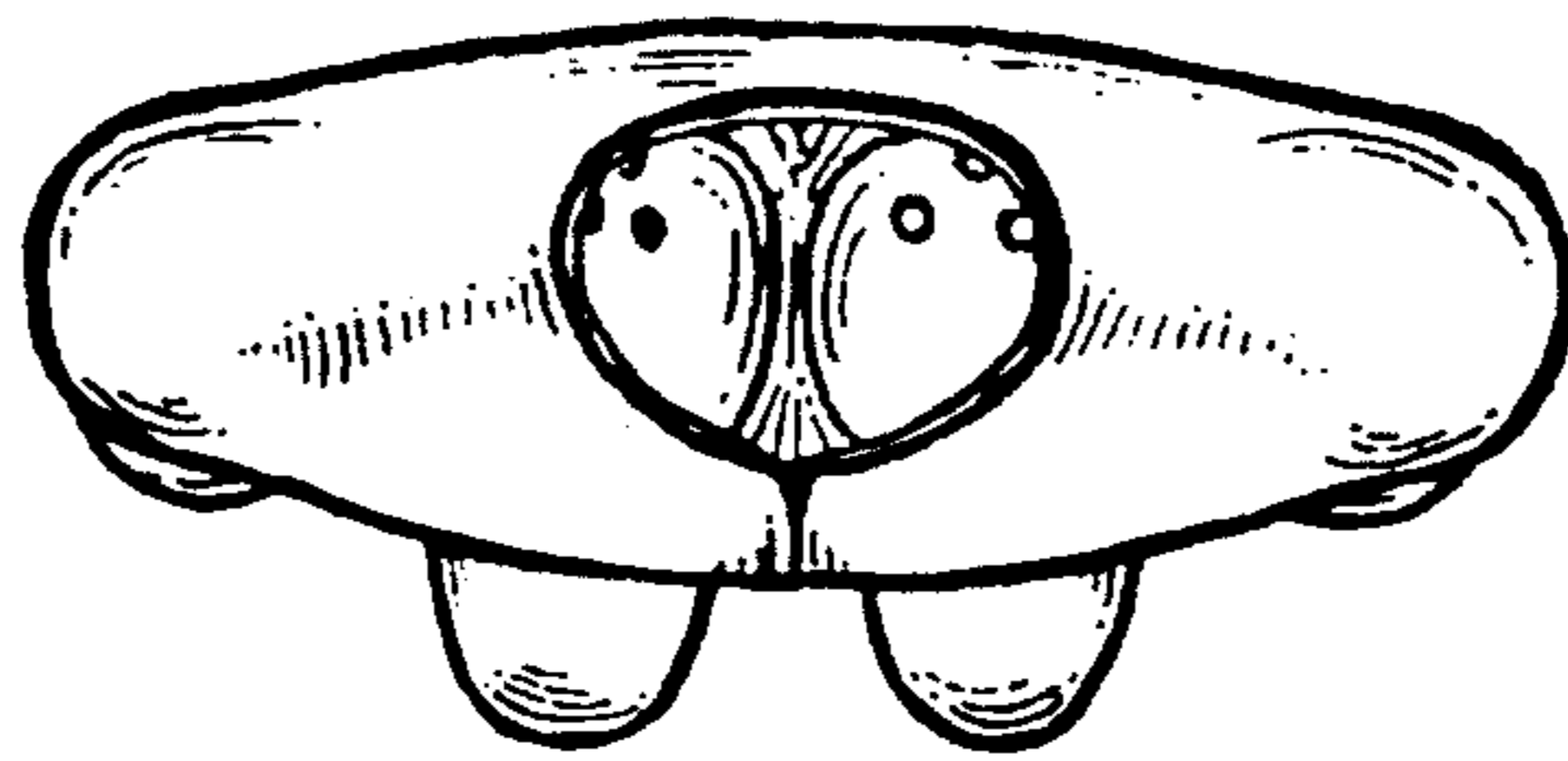


FIG. 5

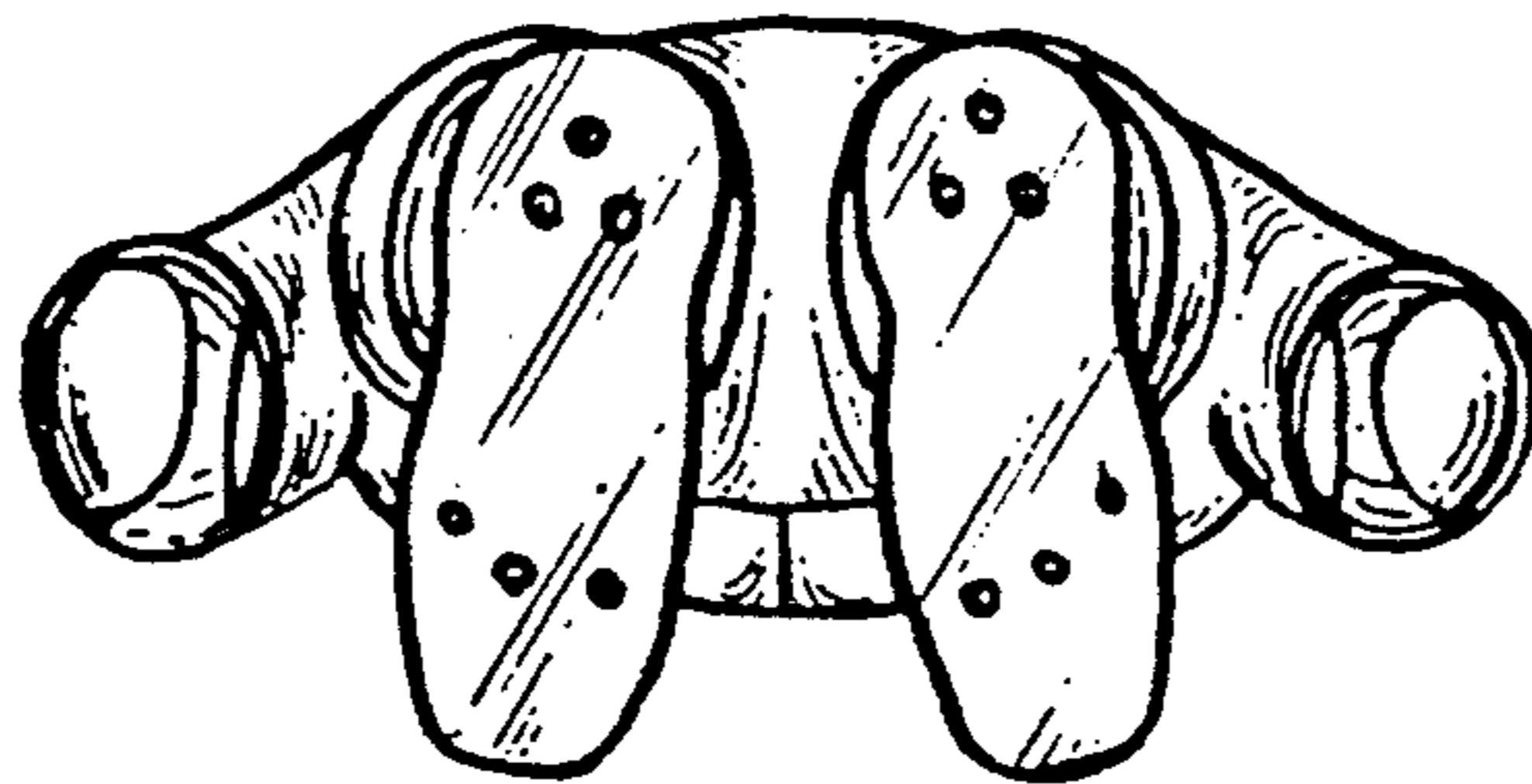


FIG. 6