



US00D346837S

United States Patent [19]

[11] Patent Number: **Des. 346,837**

Sun

[45] Date of Patent: **** May 10, 1994**

[54] **CLIP LOAD DART GUN**

[75] Inventor: **Lee K. Sun**, North Point, Hong Kong

[73] Assignee: **Imperial Toy Corporation**, Los Angeles, Calif.

[**] Term: **14 Years**

[21] Appl. No.: **871,640**

[22] Filed: **Apr. 21, 1992**

[52] U.S. Cl. **D21/147**

[58] Field of Search 446/473, 475; 124/22, 124/64-65; 222/78-79; 239/526; D21/145-147; D22/103-105; D23/223, 226

[56] **References Cited**

U.S. PATENT DOCUMENTS

D. 167,429	8/1952	Sewell	D21/147
D. 316,587	4/1991	Sanford	D22/104
3,415,420	12/1968	White	222/79

OTHER PUBLICATIONS

Gun Digest 1984 p. 129 #1.
Hong Kong Toys Feb. 1991, p. 287 #9955.
Hong Kong Toys Feb. 1991 p. 348 #D26/4.


Primary Examiner—Bernard Ansher
Assistant Examiner—R. Barkai
Attorney, Agent, or Firm—Balkely, Sokoloff, Taylor & Zafman

[57] **CLAIM**

The ornamental design for a clip load dart gun, as shown.

DESCRIPTION

FIG. 1 is a left side elevational view of my design;
FIG. 2 is a bottom view thereof;
FIG. 3 is a right side elevational view thereof;
FIG. 4 is a top view thereof;
FIG. 5 is a front end view thereof; and,
FIG. 6 is a rear end view thereof.



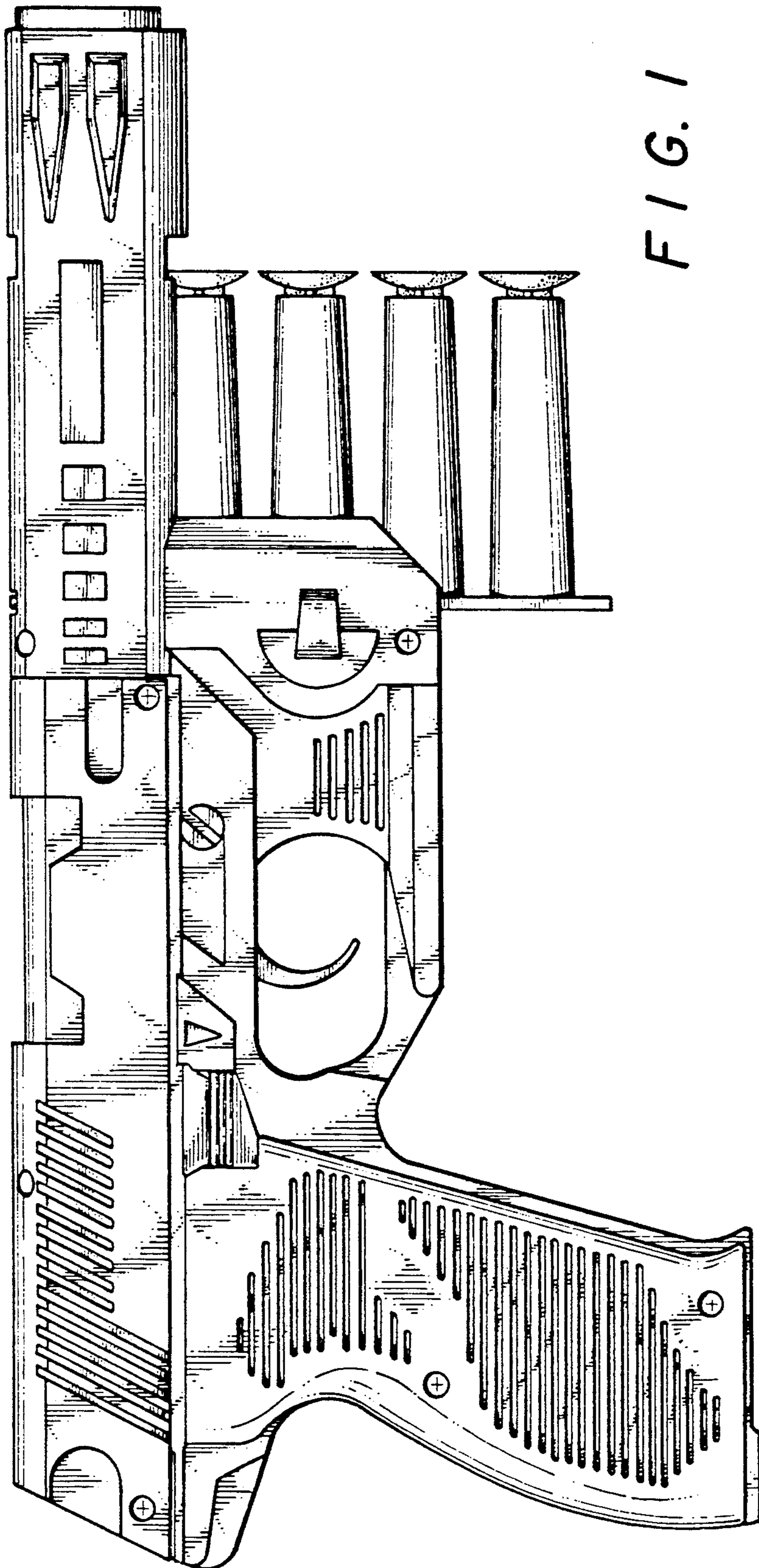
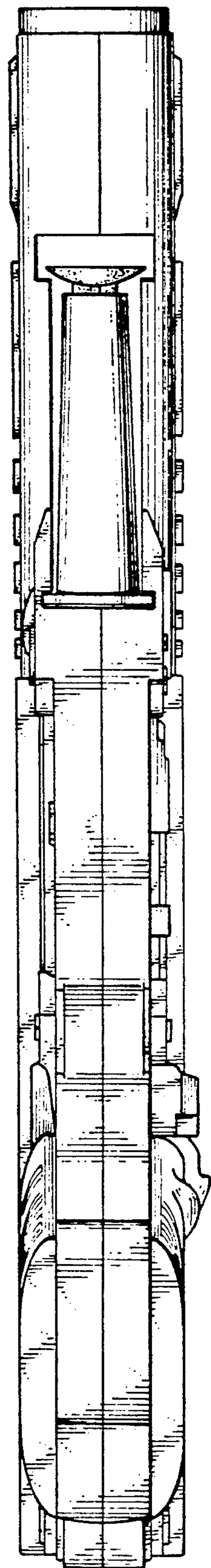


FIG. 1

FIG. 2






FIG. 4

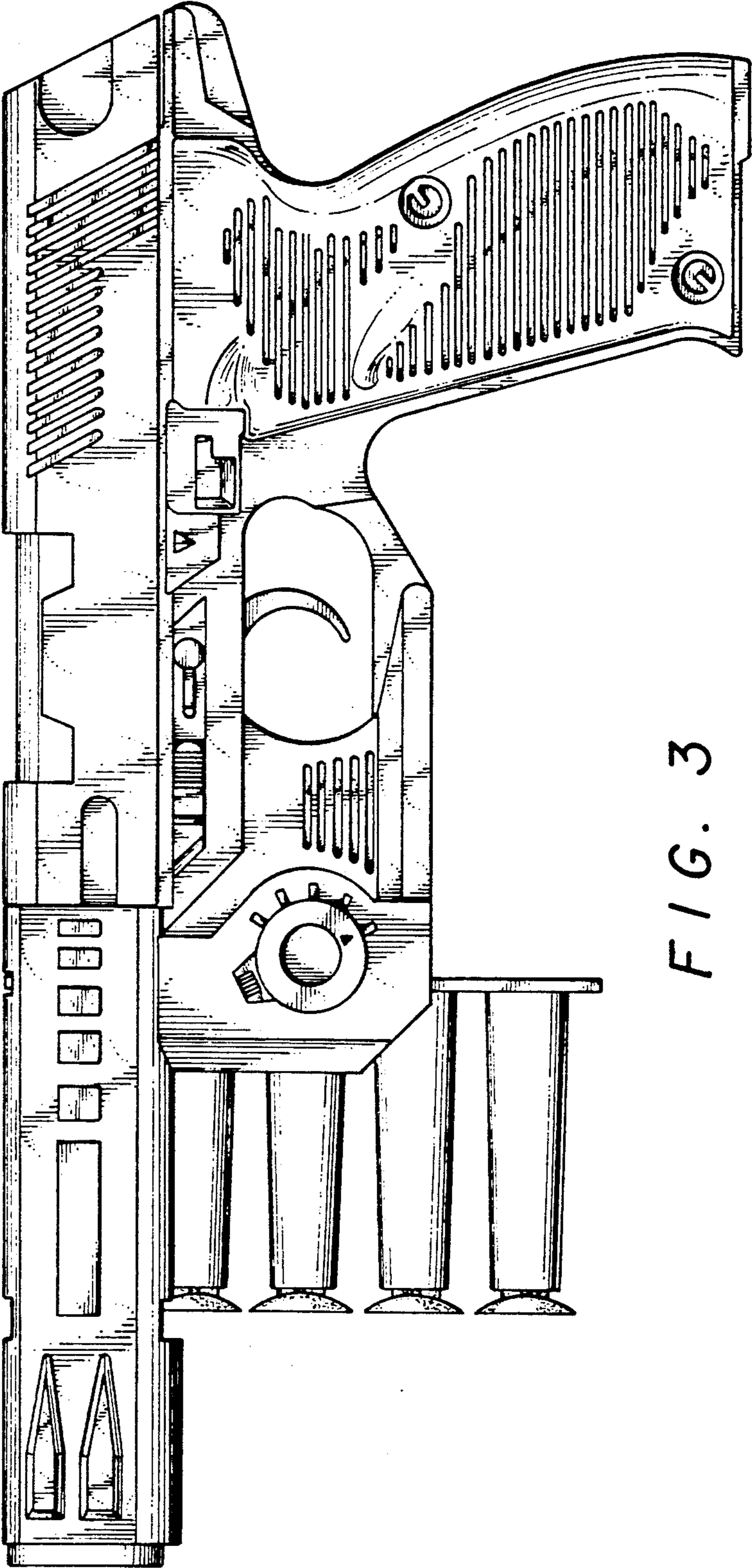


FIG. 3

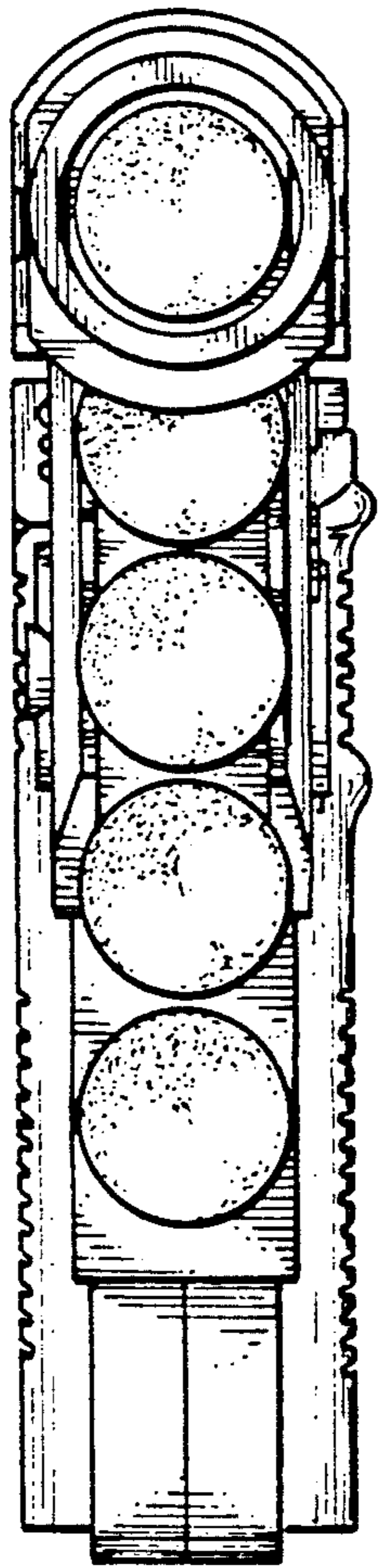


FIG. 5




FIG. 6