



US00D346802S

United States Patent [19]

Sacherman et al.

[11] Patent Number: Des. 346,802

[45] Date of Patent: ** May 10, 1994

[54] HEADSET

[75] Inventors: Jim Sacherman; John Toor, both of Palo Alto, Calif.

[73] Assignee: Hello Direct, San Jose, Calif.

[**] Term: 14 Years

[21] Appl. No.: 952,174

[22] Filed: Sep. 28, 1992

[52] U.S. Cl. D14/206

[58] Field of Search 181/129; 379/430, 444; 381/25, 68, 158, 183, 187; D14/204-206, 223

[56] References Cited

U.S. PATENT DOCUMENTS

D. 153,112	3/1949	Braun et al.	D26/14
D. 286,874	11/1986	Bertagna et al.	D14/36
D. 287,849	1/1987	O'Malley et al.	D14/36
D. 292,205	10/1987	Kikutani	D14/36
D. 318,053	7/1991	Ludeke et al.	D14/206
D. 327,265	6/1992	Jasey	D14/205
D. 337,116	7/1993	Hattori	D14/206
1,555,927	10/1925	Lidberg .	
2,025,398	12/1935	Pocock et al.	D14/206
4,588,868	5/1986	Bertagna et al.	179/156 R
4,634,816	1/1987	O'Malley et al.	379/430
4,689,822	8/1987	Houng	381/183

FOREIGN PATENT DOCUMENTS

3231218A	2/1984	Fed. Rep. of Germany .	
1172086A	8/1985	U.S.S.R. .	
2159366	11/1985	United Kingdom	379/430

OTHER PUBLICATIONS

Telephony, Jan. 26, 1987 p. 63 Plantronics Headset. Hello Direct Catalog, Winter 1991, p. 8 Dual Receiver Headset, bottom center.

Primary Examiner—Bernard Ansher
Assistant Examiner—Sandra Morris
Attorney, Agent, or Firm—Haverstock, Medlen & Carroll

[57] CLAIM

The ornamental design for a headset, as shown and described.

DESCRIPTION

FIG. 1 is a perspective view of the preferred embodiment of the headset with the microphone in the down position;

FIG. 2 is a side view of the preferred embodiment of the headset with the microphone boom in the down position;

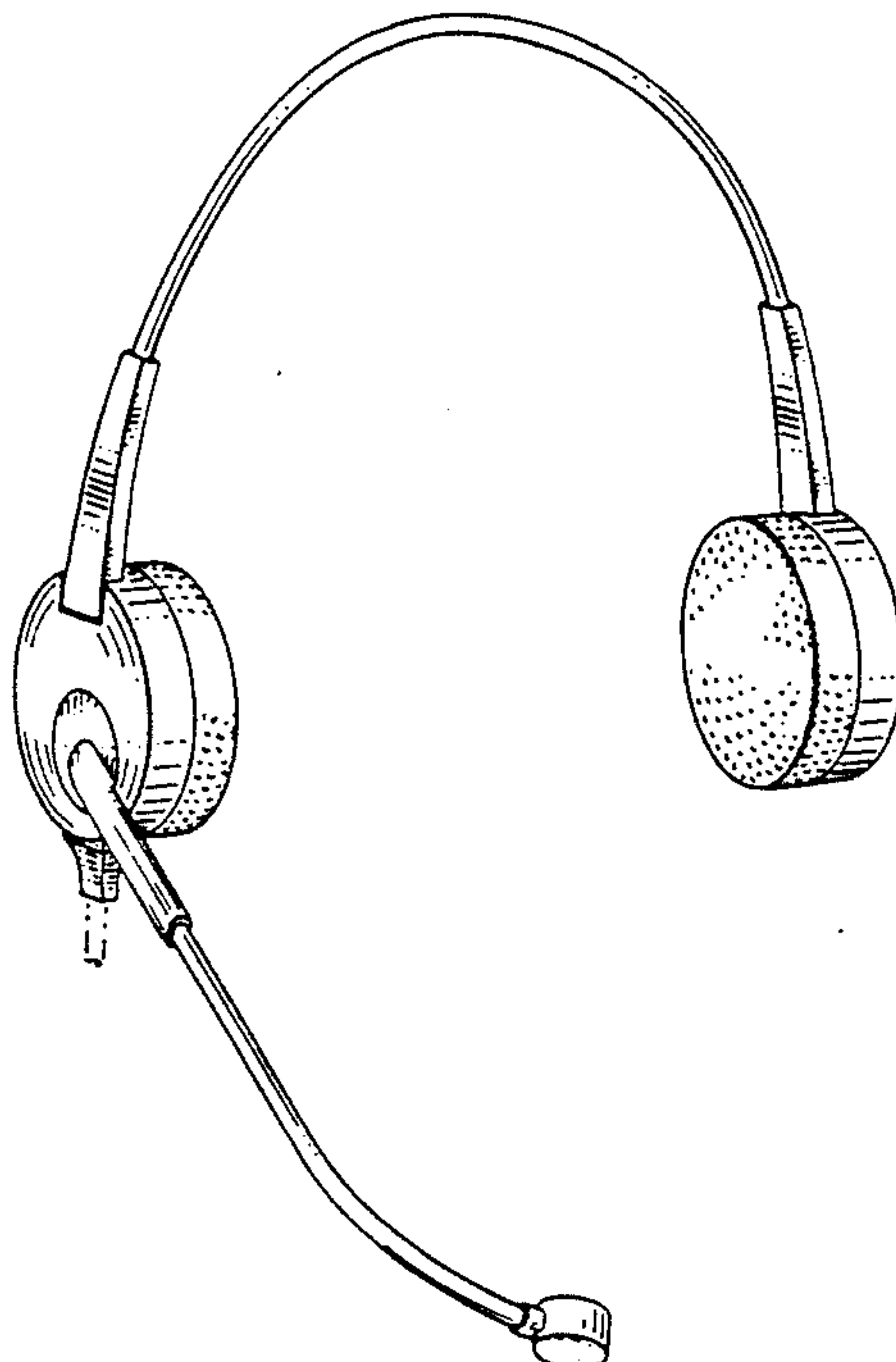
FIG. 3 is a side view of the preferred embodiment of the headset showing the earphone to which the microphone boom is not attached;

FIG. 4 is a front view of the preferred embodiment of the headset with the microphone boom in the full up position;

FIG. 5 is a top view of the preferred embodiment of the headset;

FIG. 6 is a bottom view of the preferred embodiment of the headset; and,

FIG. 7 is a perspective view of a first alternate embodiment of a monaural headset with the right earphone replaced by a rubber end cap and the left earphone with the attached microphone boom and the microphone boom in a partially down position.



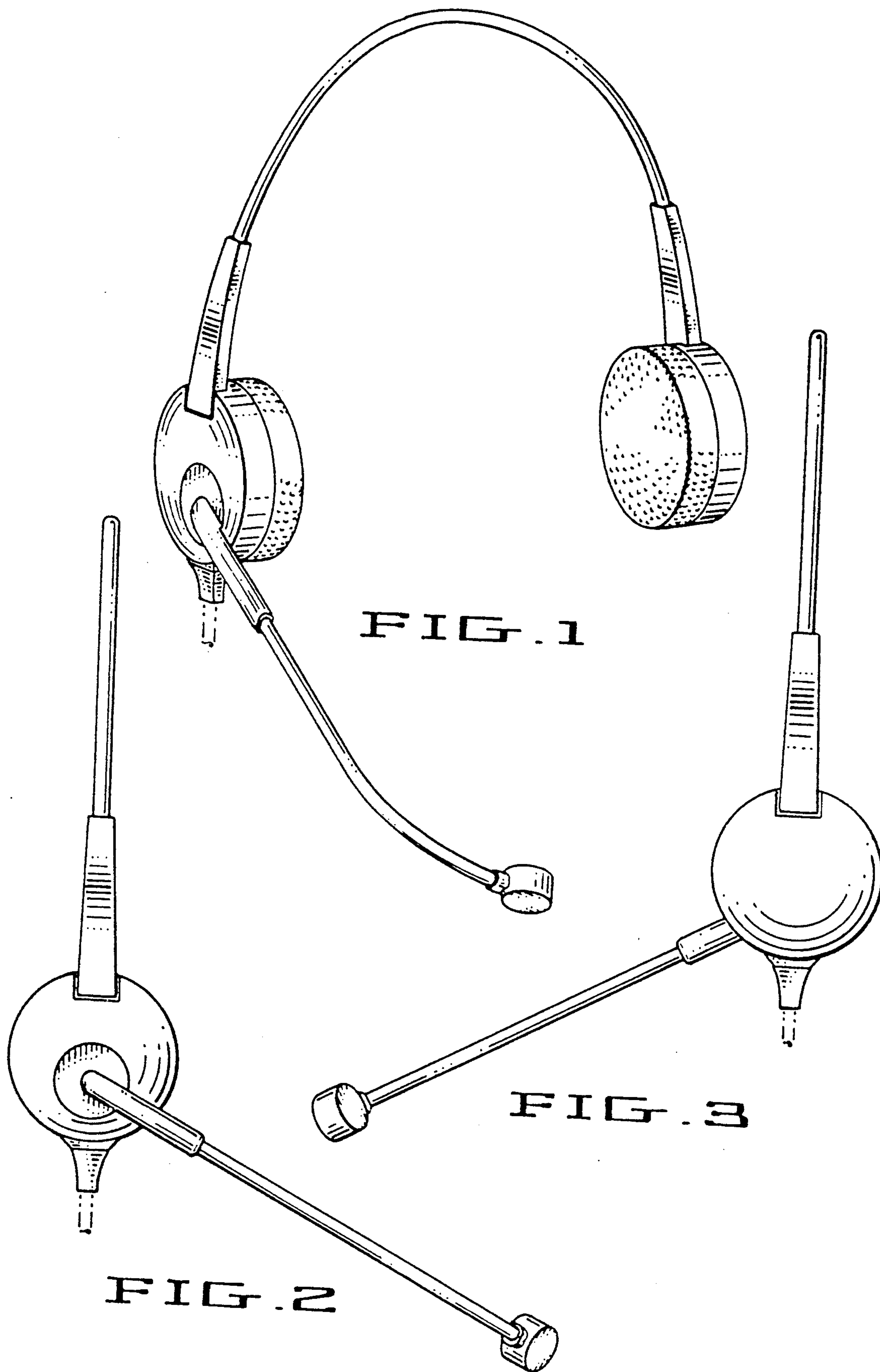


FIG. 1

FIG. 3

FIG. 2




FIG. 5

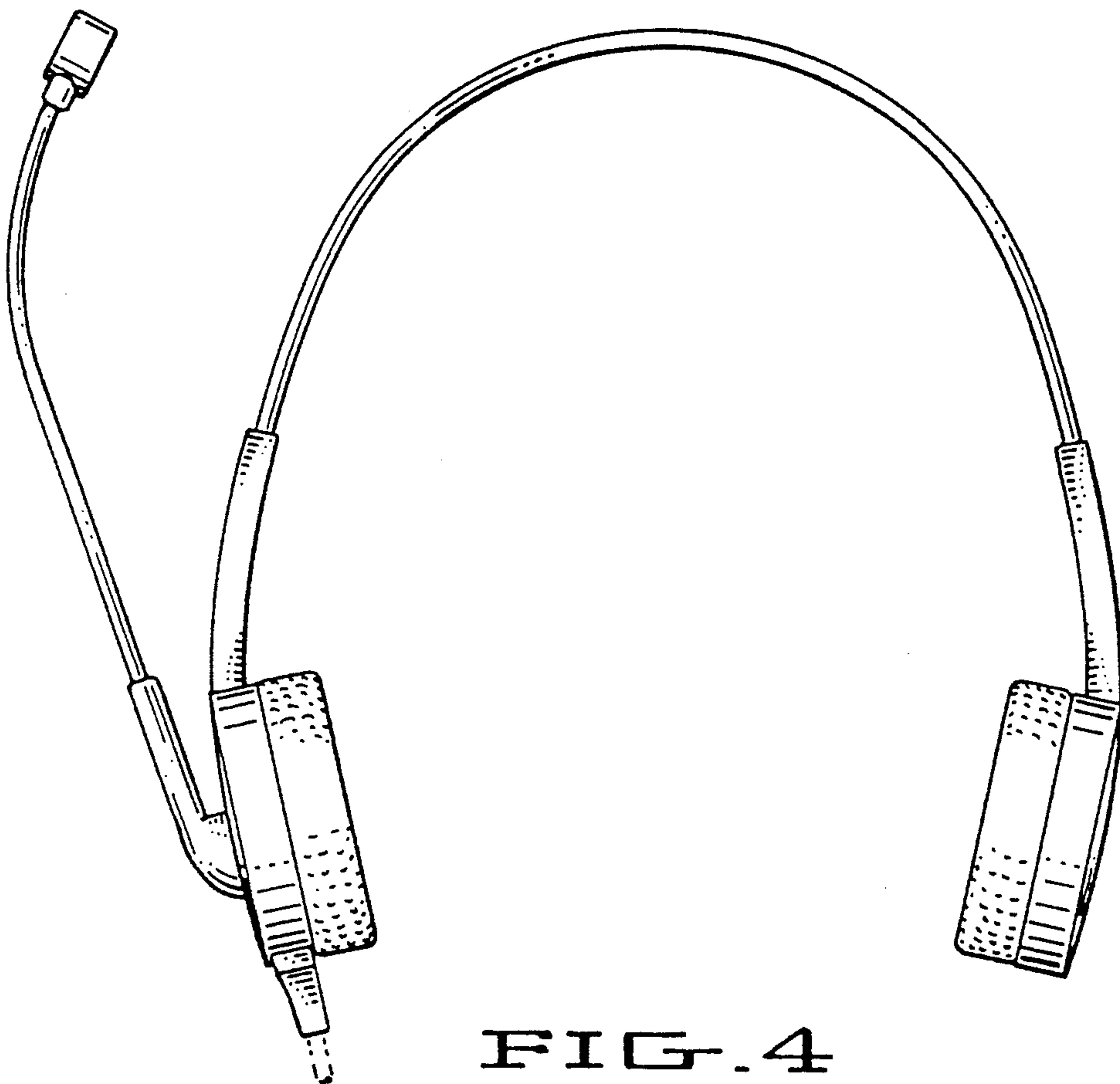


FIG. 4

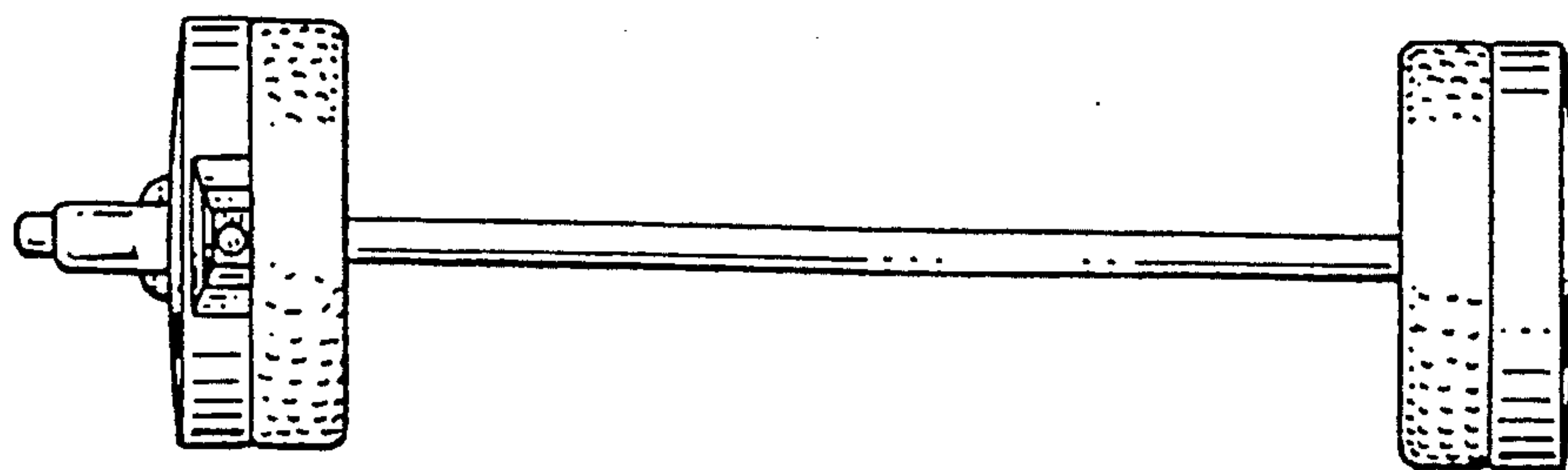


FIG. 6

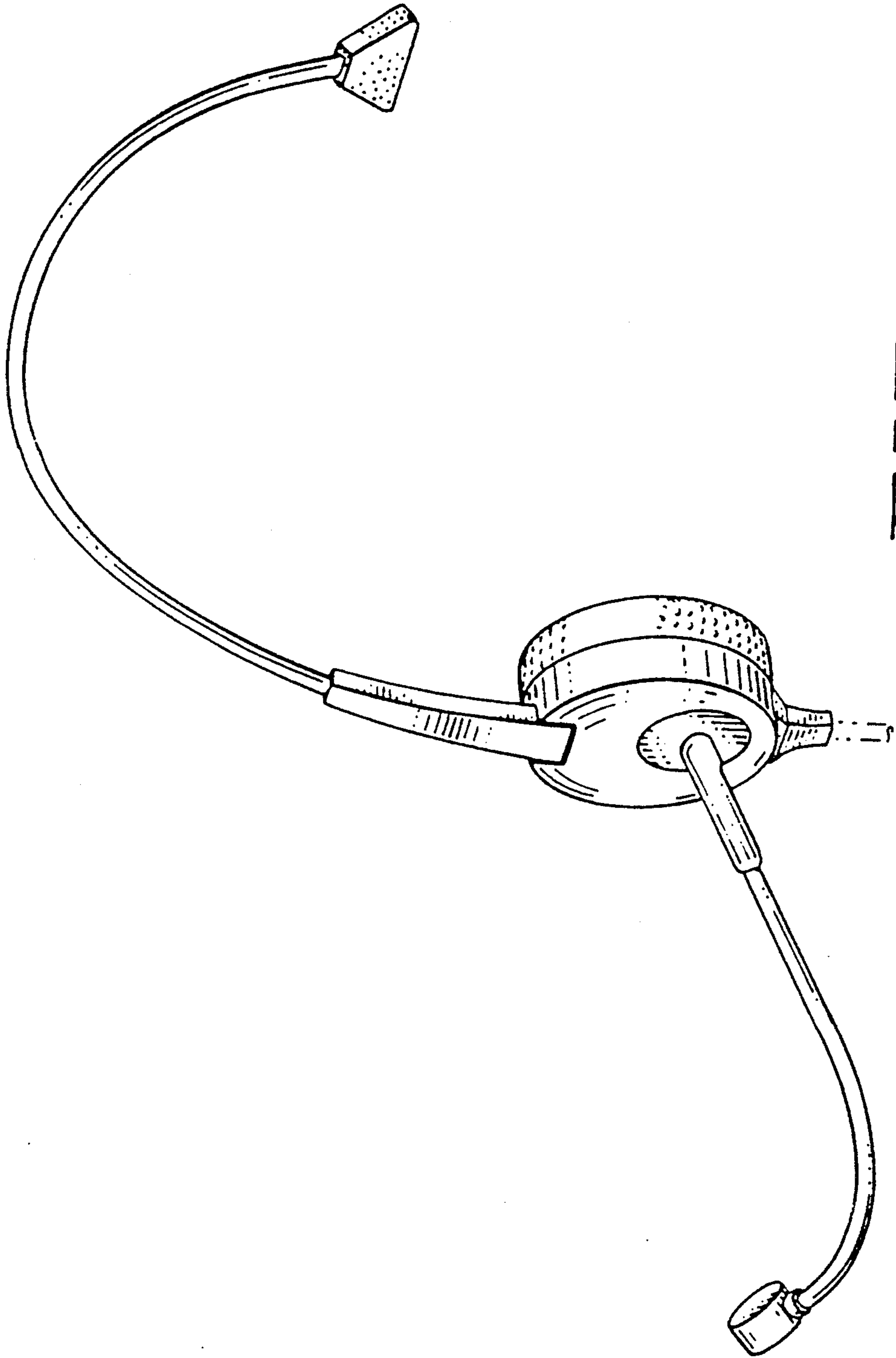


FIG. 7