



US00D346795S

# United States Patent [19]

Kaneko

[11] Patent Number: **Des. 346,795**

[45] Date of Patent: **\*\* May 10, 1994**

[54] **PERSONAL COMPUTER**

[75] Inventor: **Takuji Kaneko, Daito, Japan**

[73] Assignee: **Funai Electric Co., Ltd., Daito, Japan**

[\*\*] Term: **14 Years**

[21] Appl. No.: **948,915**

[22] Filed: **Sep. 18, 1992**

[30] **Foreign Application Priority Data**

Mar. 18, 1992 [JP] Japan ..... H4-7457

[52] U.S. Cl. .... **D14/106**

[58] Field of Search ..... 235/145 A, 145 R;  
340/700, 706; 341/22, 23; 361/390-395;  
400/486, 489; 364/708, 709.04, 709.12;  
D14/100, 101, 106, 113, 115; D18/1, 7, 11, 12;  
D19/59, 60

[56] **References Cited**

### U.S. PATENT DOCUMENTS

D. 311,906 11/1990 Iino ..... D14/106  
D. 312,626 12/1990 Lam ..... D14/106

D. 316,706 5/1991 Imamura et al. .... D14/106  
D. 333,128 2/1993 Peng et al. .... D14/106  
D. 334,739 4/1993 Tsai ..... D14/106  
D. 335,124 4/1993 Mizusugi et al. .... D14/106  
D. 335,870 5/1993 Yun ..... D14/106

*Primary Examiner*—Wallace R. Burke  
*Assistant Examiner*—Freda S. Nunn  
*Attorney, Agent, or Firm*—Lackebach Siegel Marzullo  
Aronson & Greenspan

[57] **CLAIM**

The ornamental design for a personal computer, as shown and described.

### DESCRIPTION

FIG. 1 is a top plan view of a personal computer showing my new design in the opened position;  
FIG. 2 is a front elevational view thereof;  
FIG. 3 is a rear elevational view thereof;  
FIG. 4 is a right side elevational view thereof;  
FIG. 5 is a left side elevational view thereof;  
FIG. 6 is a top plan view thereof; and,  
FIG. 7 is bottom plan view thereof.





FIG. 1




FIG. 2




FIG. 3




FIG. 4




FIG. 5




FIG. 6

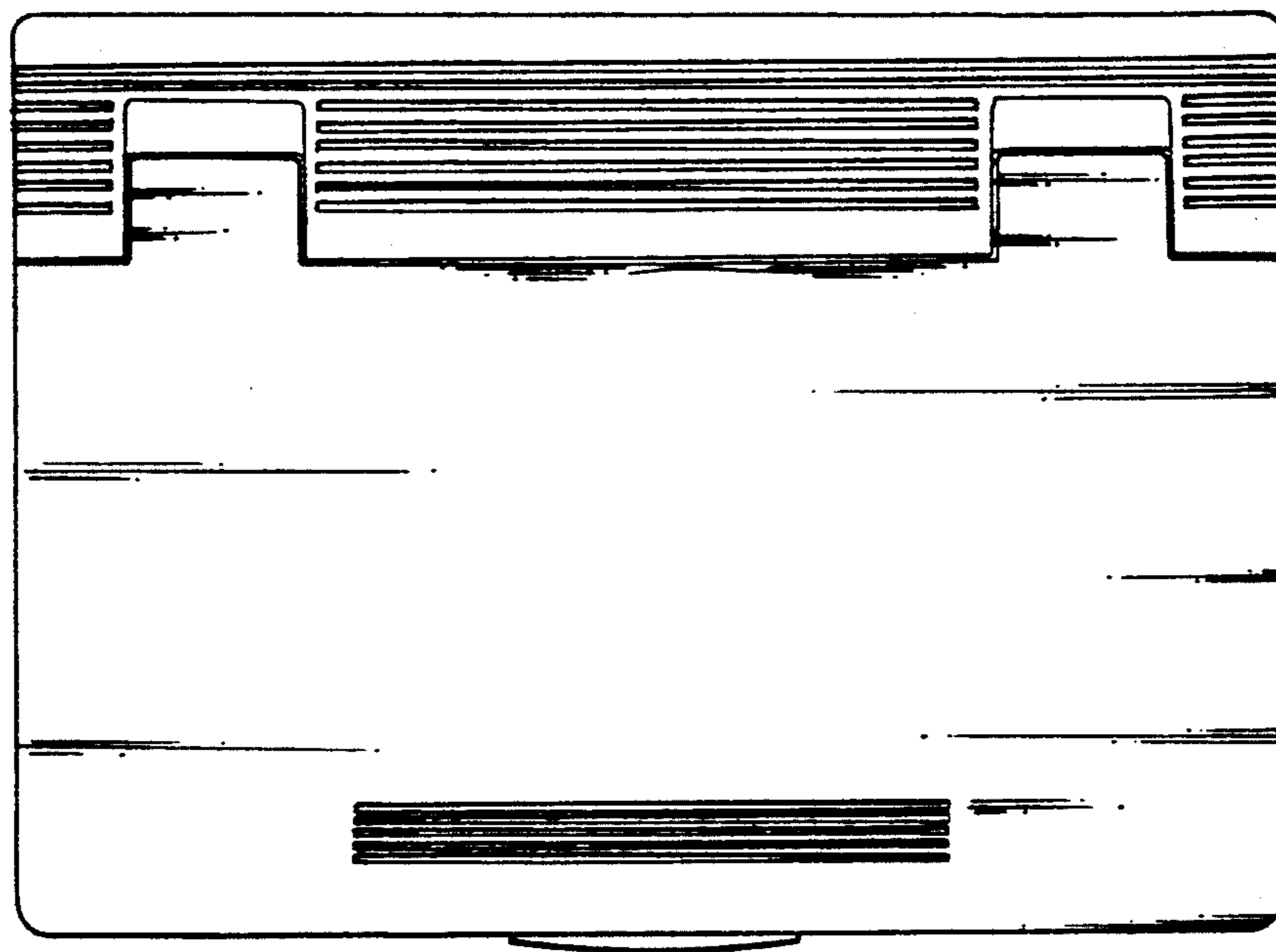


FIG. 7

