



US00D346781S

United States Patent [19] Homme

[11] Patent Number: Des. 346,781

[45] Date of Patent: ** May 10, 1994

- [54] SHOCK ABSORBER
- [75] Inventor: Steven O. Homme, Goodridge, Minn.
- [73] Assignee: Ride On, Inc., Thief River Falls, Minn.
- [**] Term: 14 Years
- [21] Appl. No.: 7,402
- [22] Filed: Jan. 21, 1993

| | | | |
|-----------|--------|---------------|------------|
| 4,595,179 | 6/1986 | Glabiszewski | 267/64.28 |
| 4,667,780 | 5/1987 | Pauliukonis | 188/322.81 |
| 4,742,898 | 5/1988 | Lee | 188/315 |
| 4,838,392 | 6/1989 | Miller et al. | 188/277 |

FOREIGN PATENT DOCUMENTS

| | | | |
|---------|--------|-----------|---------|
| 0154395 | 1/1953 | Australia | 188/274 |
| 0229089 | 8/1963 | Austria | 188/315 |
| 1150431 | 1/1958 | France | 188/315 |

Primary Examiner—Wallace R. Burke
Assistant Examiner—M. Brown
Attorney, Agent, or Firm—Jerold M. Forsberg

Related U.S. Application Data

- [63] Continuation of Ser. No. 641,367, Nov. 15, 1991, abandoned.
- [52] U.S. Cl. D12/159
- [58] Field of Search 267/64.28, 118, 126; 188/274, 322.19, 322.21, 286, 287, 314, 315; D12/159

[57] CLAIM

The ornamental design for a shock absorber, as shown.

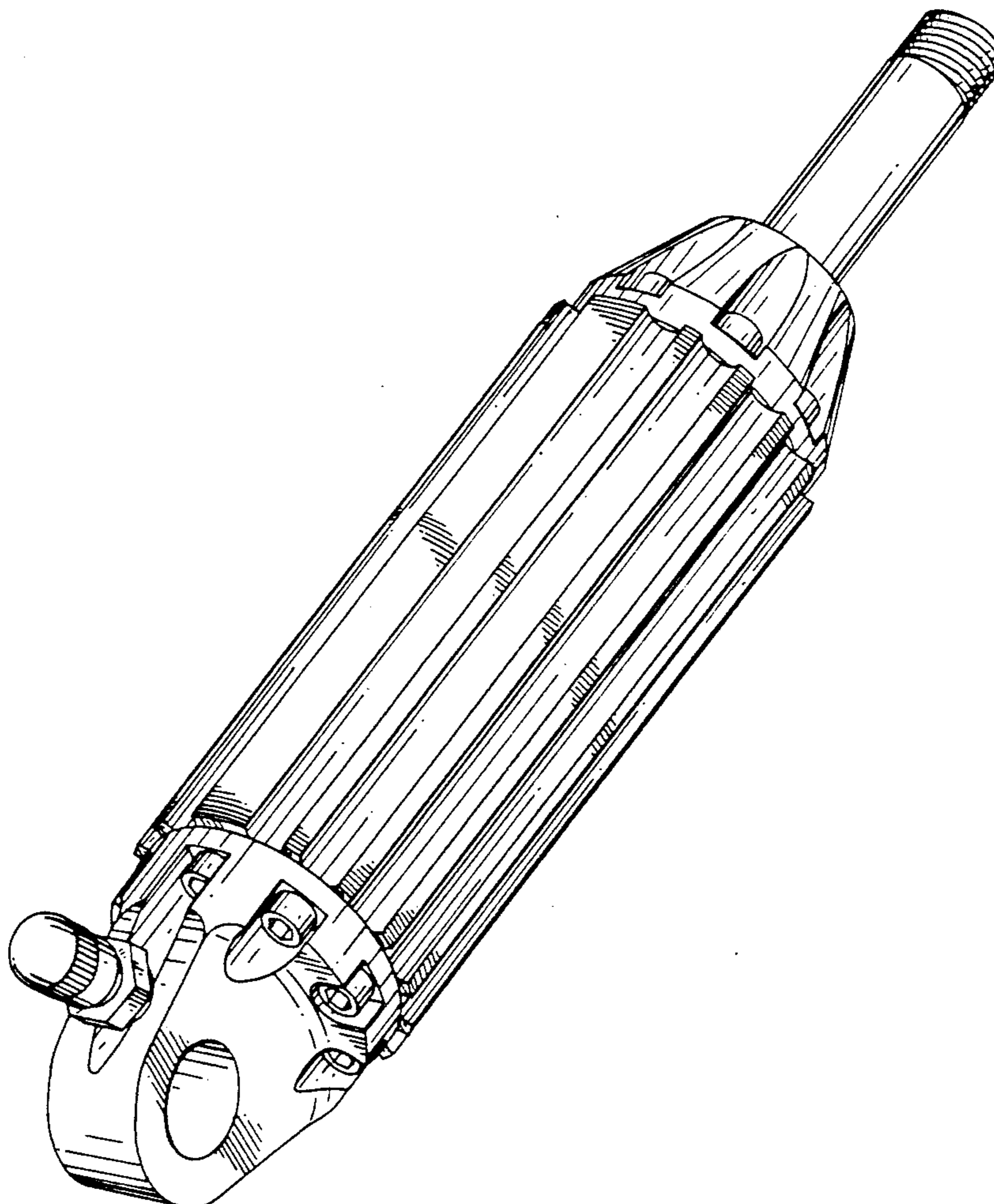
DESCRIPTION

FIG. 1 is a perspective view of a shock absorber showing my new design;
 FIG. 2 is a top plan view thereof;
 FIG. 3 is a front elevation view thereof;
 FIG. 4 is a side elevation thereof;
 FIG. 5 is a bottom plan view thereof; and,
 FIG. 6 is a rear elevation view thereof.

[56] References Cited

U.S. PATENT DOCUMENTS

- 2,184,190 12/1939 Krauss 188/322.21



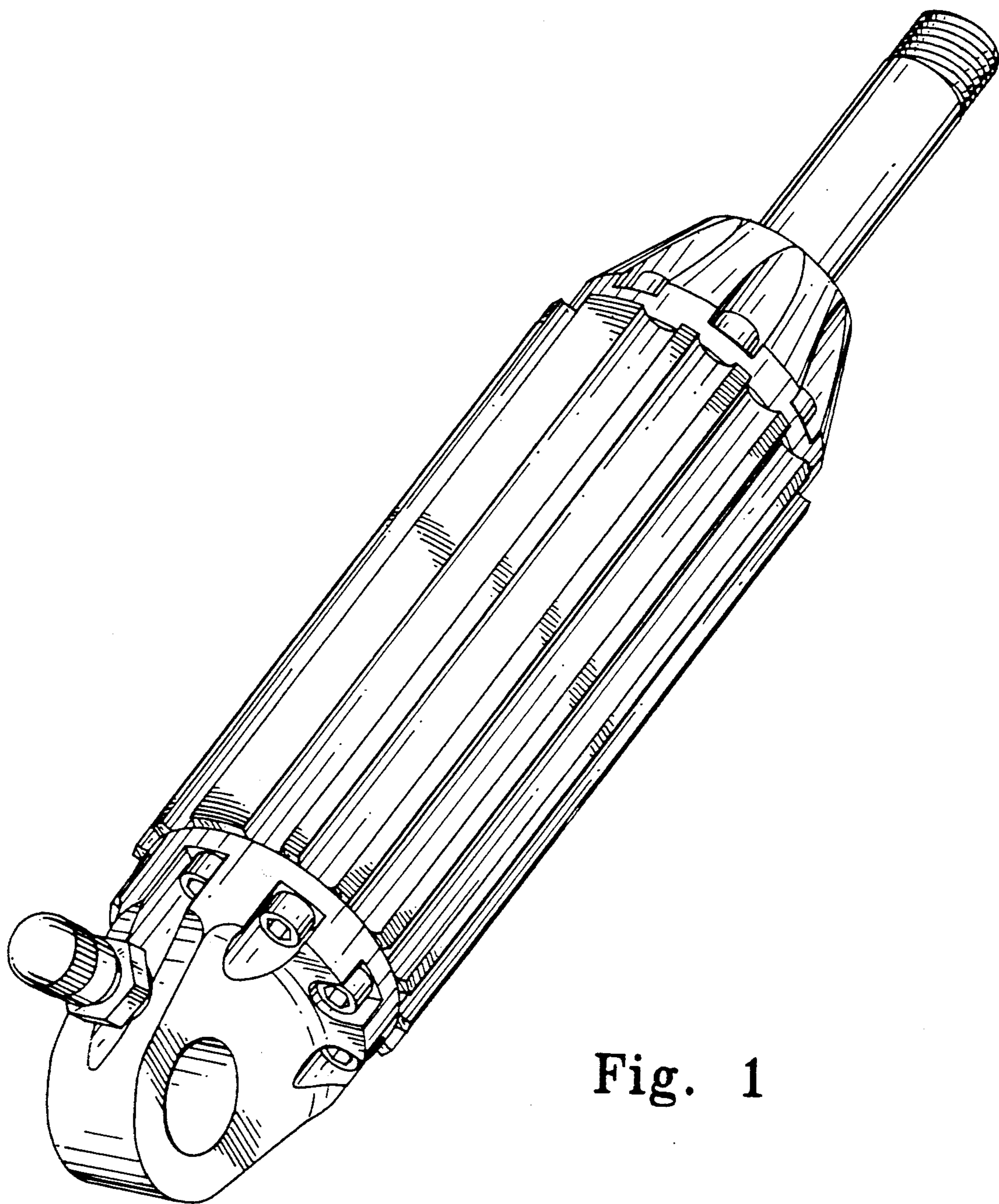


Fig. 1




Fig. 2

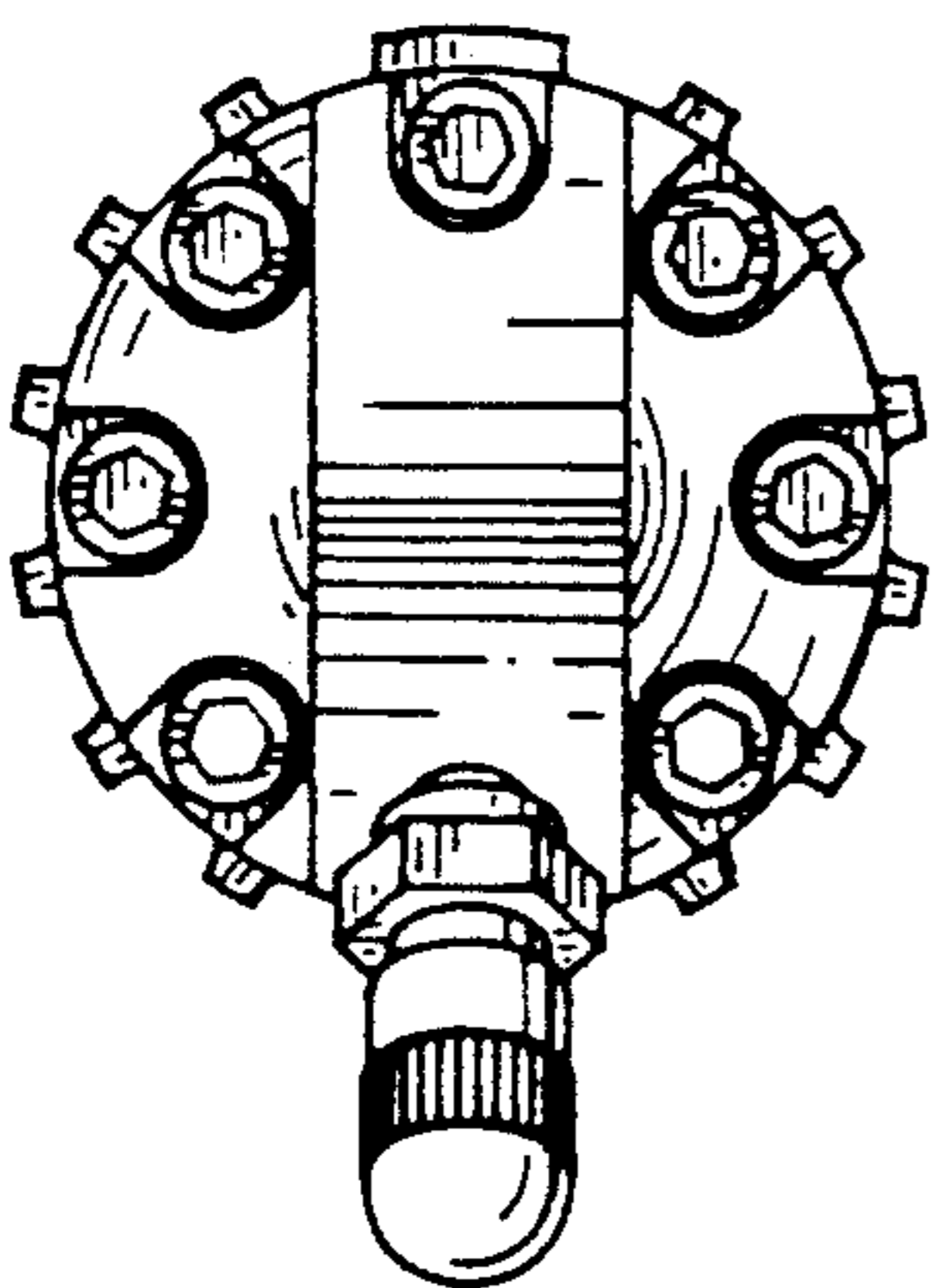


Fig. 5




Fig. 6




Fig. 3




Fig. 4