



US00D346760S

United States Patent [19]

[11] Patent Number: **Des. 346,760**

Snoddy

[45] Date of Patent: **** May 10, 1994**

[54] **HOLIDAY ORNAMENT**

[76] Inventor: **Elizabeth L. Snoddy, 752 E. Samford Ave., Auburn, Ala. 36860**

[**] Term: **14 Years**

[21] Appl. No.: **3,923**

[22] Filed: **Jan. 21, 1993**

[52] U.S. Cl. **D11/121; D11/125; D11/129; D21/176; D21/179; D21/190**

[58] Field of Search **D9/312; 428/7; D11/117, D11/121, 125, 129; D21/174, 176, 179, 190**

[56] **References Cited**

U.S. PATENT DOCUMENTS

D. 186,991	1/1960	Gelardin	D11/129 X
D. 190,586	6/1961	Morsell	D11/129 X
D. 202,275	9/1965	Smith	D11/129
D. 231,251	4/1974	Klasser et al.	D11/129 X

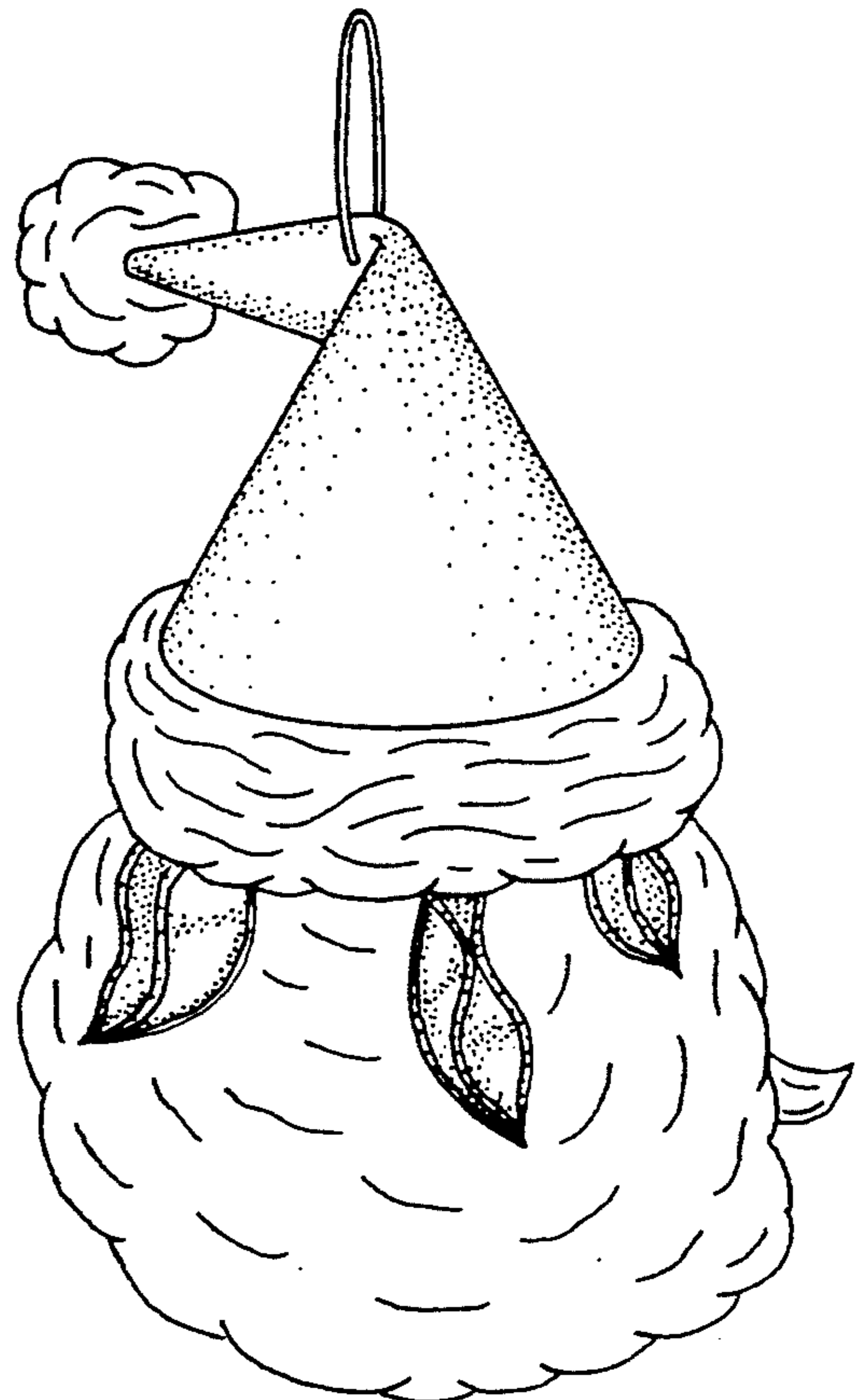

Primary Examiner—Bernard Ansher
Assistant Examiner—Dominic Simone
Attorney, Agent, or Firm—Veal & Associates

[57] **CLAIM**

The ornamental design for a holiday ornament, as shown and described.

DESCRIPTION

FIG. 1 is a front perspective view of a holiday ornament showing my new design;
FIG. 2 is a rear perspective view thereof;
FIG. 3 is a front elevational view thereof;
FIG. 4 is a rear elevational view thereof;
FIG. 5 is a side elevational view as seen from the left of FIG. 3;
FIG. 6 is a side elevational view as seen from the right of FIG. 3;
FIG. 7 is a top plan view thereof; and,
FIG. 8 is a bottom view thereof.






FIG. 1




FIG. 2




FIG. 3



FIG. 4




FIG. 5




FIG. 6

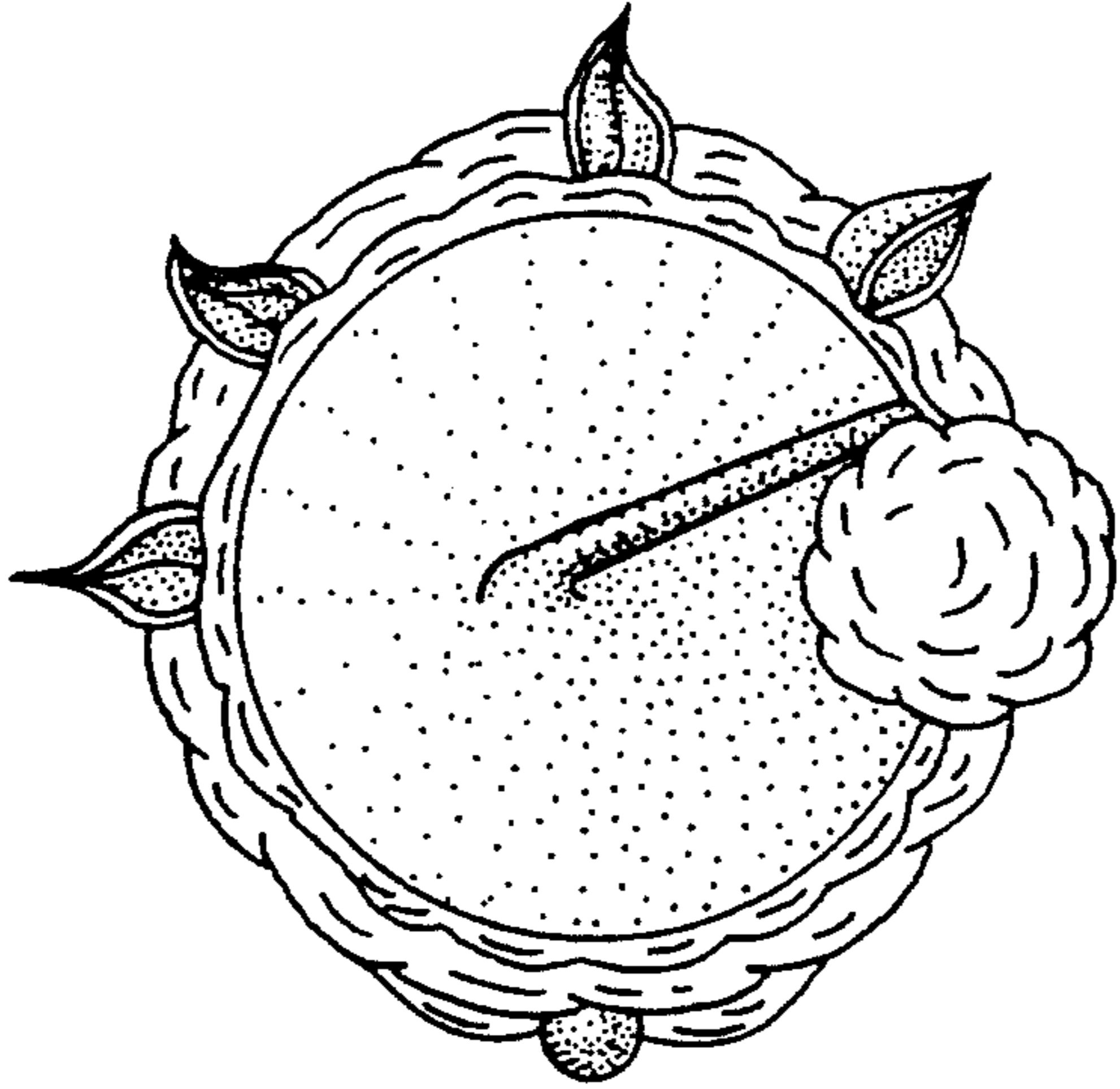


FIG. 7




FIG. 8