



US00D346757S

United States Patent [19]

[11] Patent Number: **Des. 346,757**

Allan

[45] Date of Patent: **** May 10, 1994**

[54] **ROADWAY MARKER**

[75] Inventor: **Robert G. Allan**, Springs, South Africa

[73] Assignee: **Glass(SA) Holdings (Proprietary) Limited**, Johannesburg, South Africa

[**] Term: **14 Years**

[21] Appl. No.: **889,088**

[22] Filed: **May 26, 1992**

D. 297,717	9/1988	Chu	D10/104
D. 309,956	8/1990	Sikora et al.	D26/123
4,653,955	3/1987	Racs	D10/113
4,717,281	1/1988	Shepherd et al.	D10/113

FOREIGN PATENT DOCUMENTS

764859	5/1934	France .
438328	11/1935	United Kingdom .
2166179	3/1986	United Kingdom .

Primary Examiner—Wallace R. Burke
Assistant Examiner—Marcus Jackson
Attorney, Agent, or Firm—Ladas & Parry

Related U.S. Application Data

[63] Continuation-in-part of Ser. No. 838,103, Feb. 18, 1992.

[30] **Foreign Application Priority Data**

Nov. 29, 1991	[ZA]	South Africa	91/1019
[52]	U.S. Cl.		D10/113
[58]	Field of Search	116/63 C, 63 P, 63 T; 404/6, 7, 8, 9, 10, 11, 12, 13, 14, 15; D10/104, 109, 113; D26/123, 124	

[56] **References Cited**

U.S. PATENT DOCUMENTS

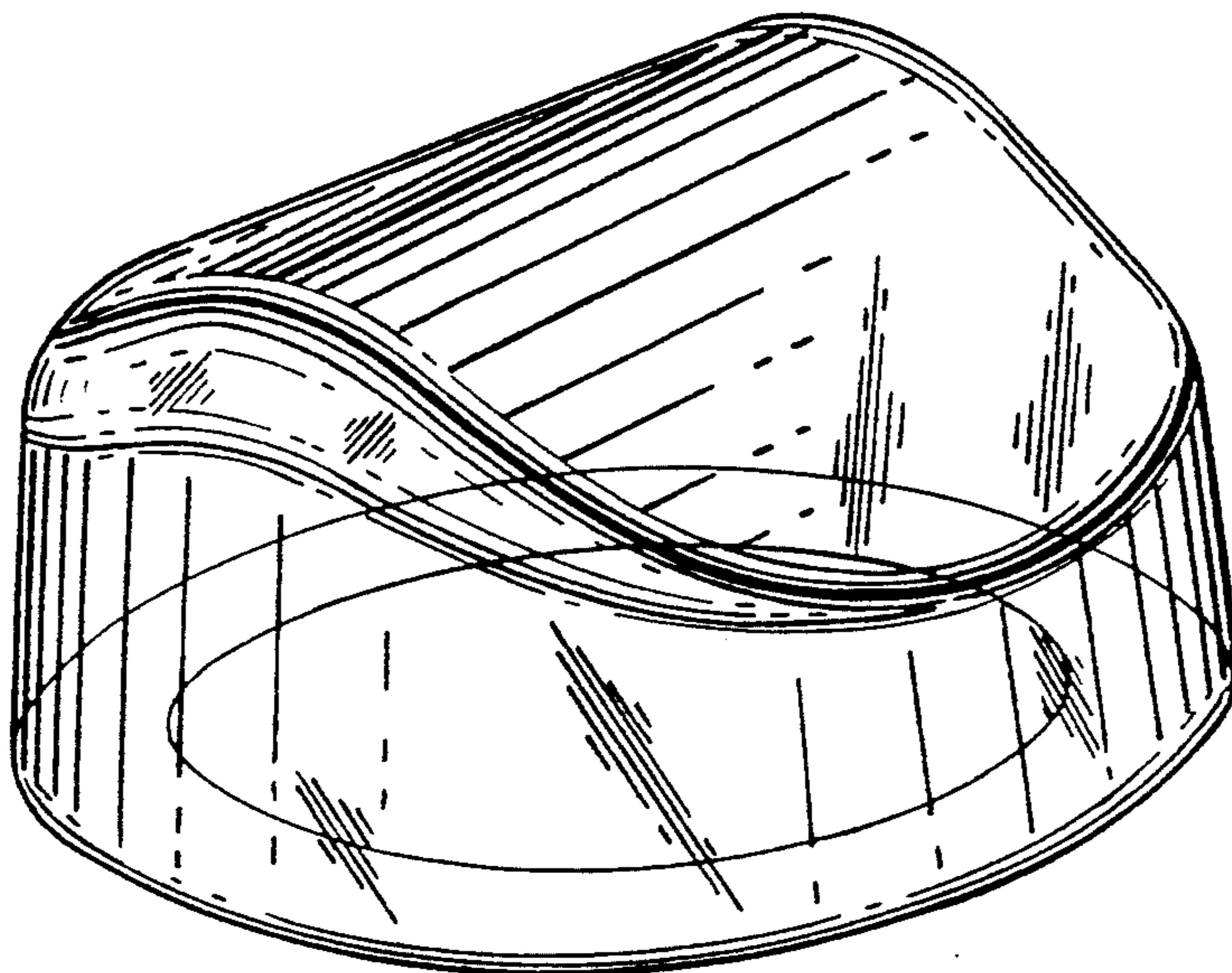
D. 224,695	8/1972	Cullinan	D10/113
------------	--------	----------------	---------

[57] **CLAIM**

The ornamental design for roadway marker, as shown and described.

DESCRIPTION

FIG. 1 is a top plan view of a roadway marker showing my new design;
FIG. 2 is a front elevational view thereof, with the rear being a mirror image;
FIG. 3 is a side elevational view thereof, with the opposite side being a mirror image;
FIG. 4 is a bottom plan view thereof; and,
FIG. 5 is a perspective view thereof.



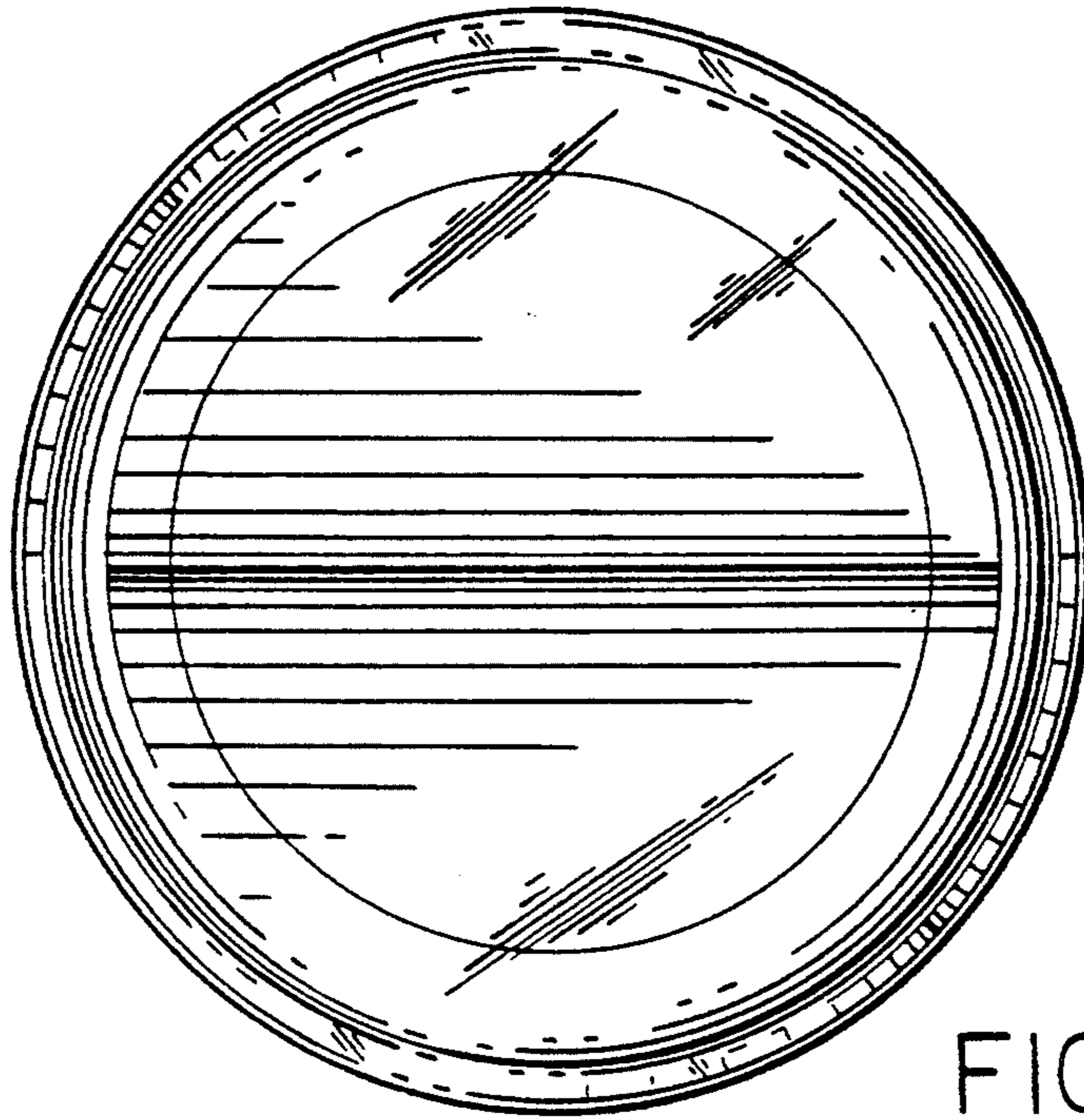


FIG. 1

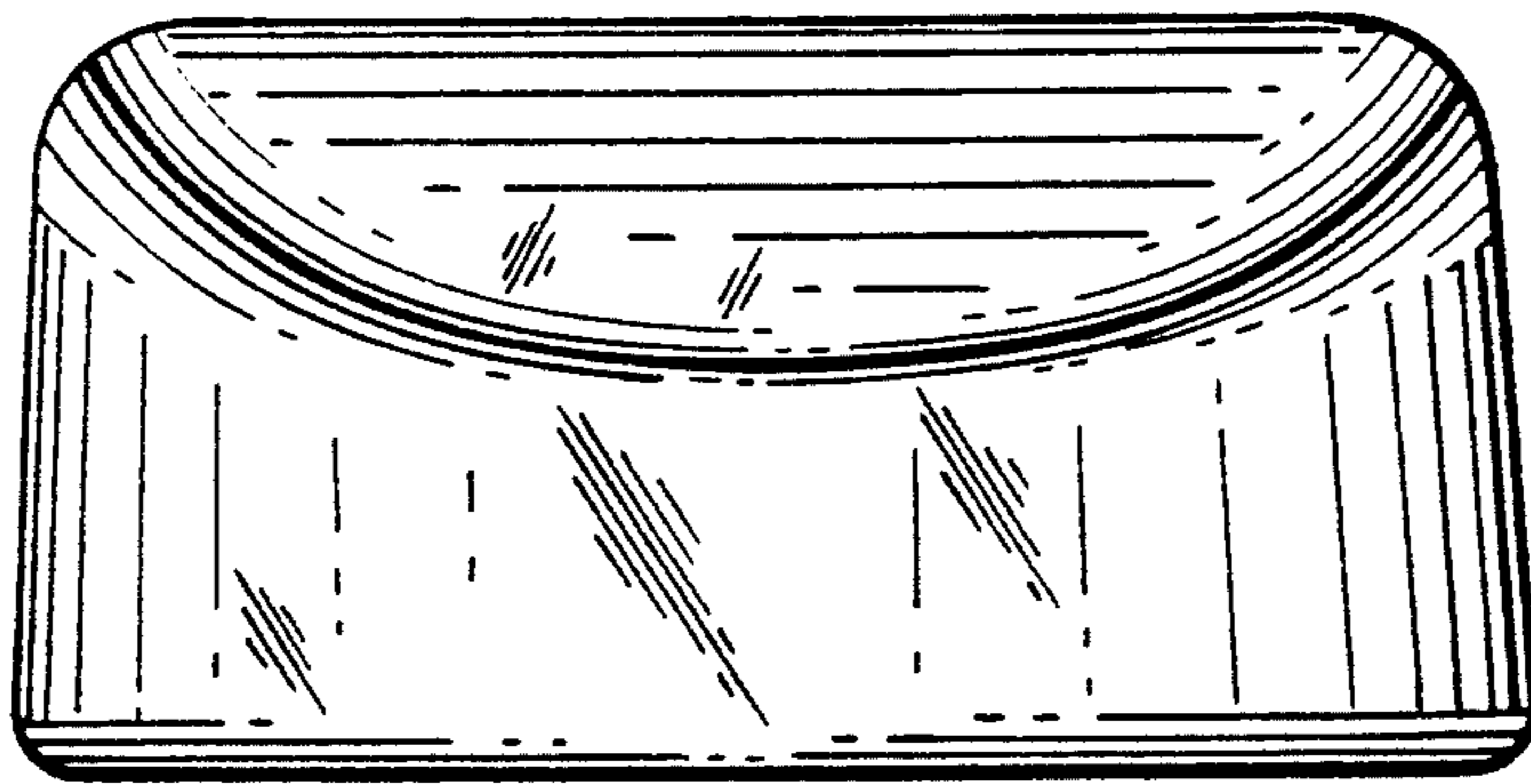


FIG. 2




FIG. 3

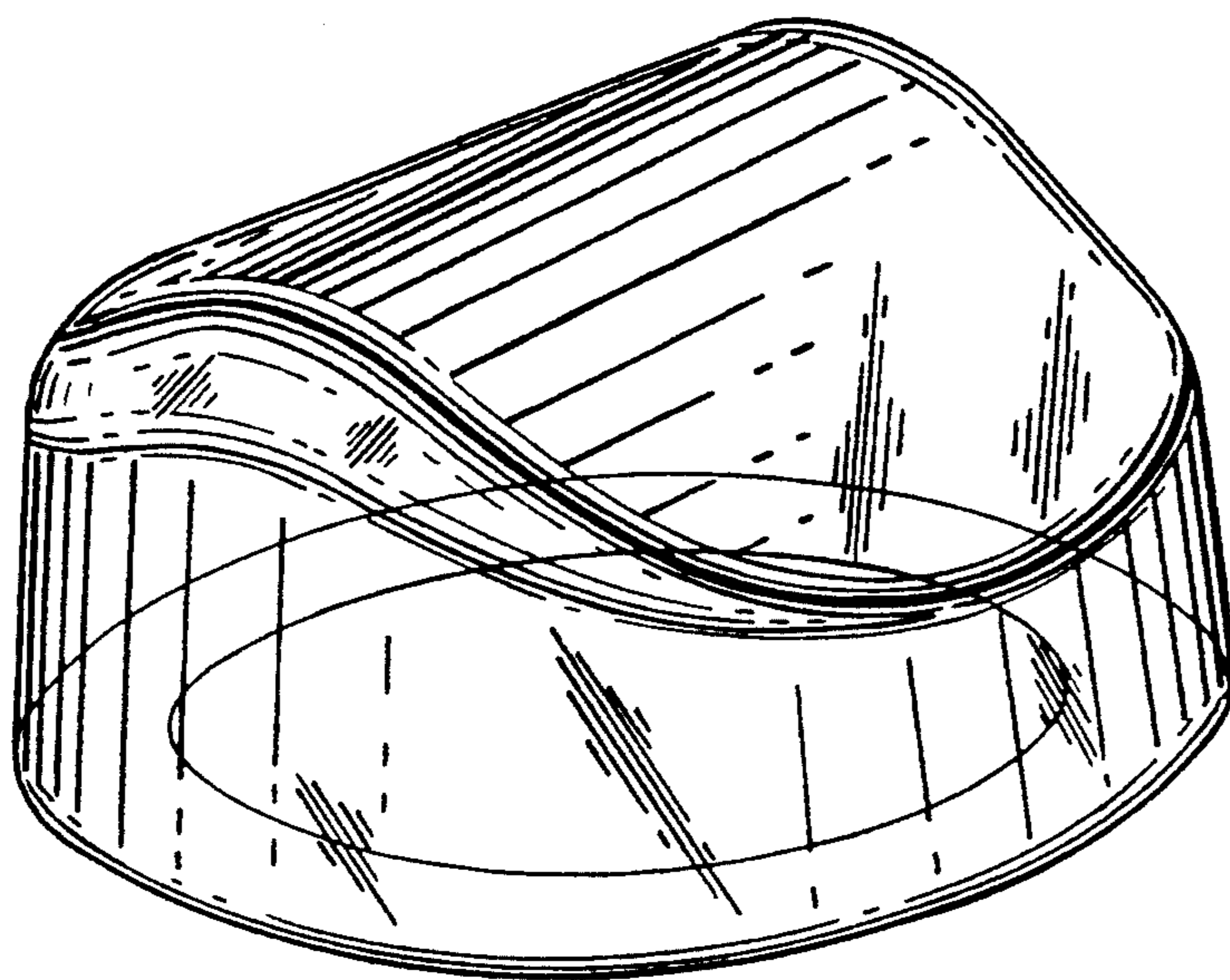


FIG. 5



FIG. 4