



US00D346736S

# United States Patent [19]

[11] Patent Number: **Des. 346,736**

**Rosenthal**

[45] Date of Patent: **\*\* May 10, 1994**

[54] **DISPLAY HOOK**

4,405,051 9/1983 Thalenfeld ..... D8/373 X  
5,014,949 5/1991 Niven ..... D8/373 X

[75] Inventor: **Gunter Rosenthal, St-Benoit, Canada**

[73] Assignee: **G. Rosenthal Import Ltd., Lachine, Canada**

[\*\*] Term: **14 Years**

[21] Appl. No.: **13,605**

[22] Filed: **Sep. 28, 1993**

### OTHER PUBLICATIONS

Visual Merchandising Apr. 1977, p. 26, display hook, located at bottom of page.

Architectural Graphic Standards, 1981, p. 516, garden tool bracket, items A & B, located at bottom right side.

*Primary Examiner*—Wallace R. Burke

*Assistant Examiner*—H. Baynham

*Attorney, Agent, or Firm*—Samuel Meerkreebs

### Related U.S. Application Data

[62] Division of Ser. No. 828,731, Feb. 7, 1992.

### Foreign Application Priority Data

Dec. 2, 1991 [CA] Canada ..... 02129114

[52] U.S. Cl. .... **D8/373**

[58] Field of Search ..... D8/373, 381, 370, 363,  
D8/367; D6/566; 248/249

### [57] CLAIM

The ornamental design for a display hook, as shown and described.

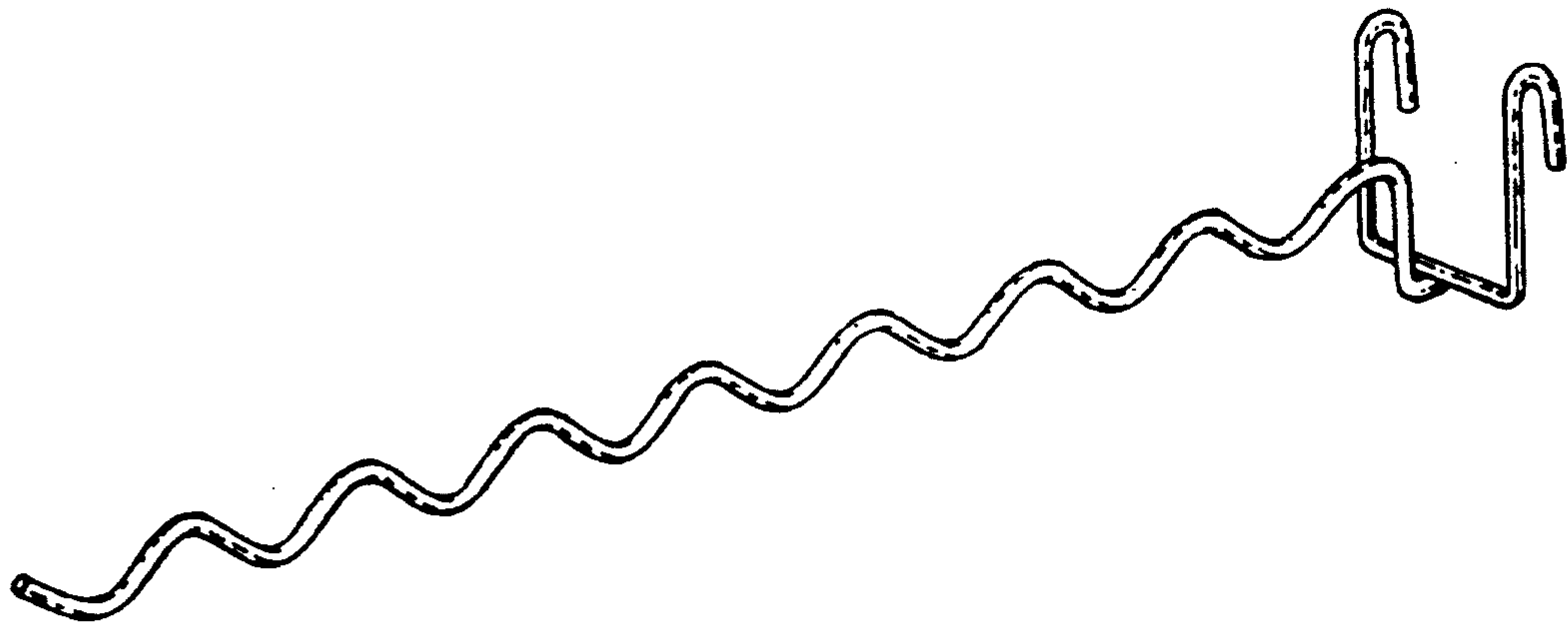
### [56] References Cited

#### U.S. PATENT DOCUMENTS

D. 278,875 5/1985 Beard ..... D8/373 X  
4,104,817 8/1978 Herzog ..... D8/373 X

### DESCRIPTION

FIG. 1 is a perspective view of my design;  
FIG. 2 is a side elevational view thereof with the opposite side being a mirror image thereof;  
FIG. 3 is a top plan view thereof;  
FIG. 4 is a bottom plan view thereof;  
FIG. 5 is an end view thereof; and,  
FIG. 6 is a view of the other end thereof.



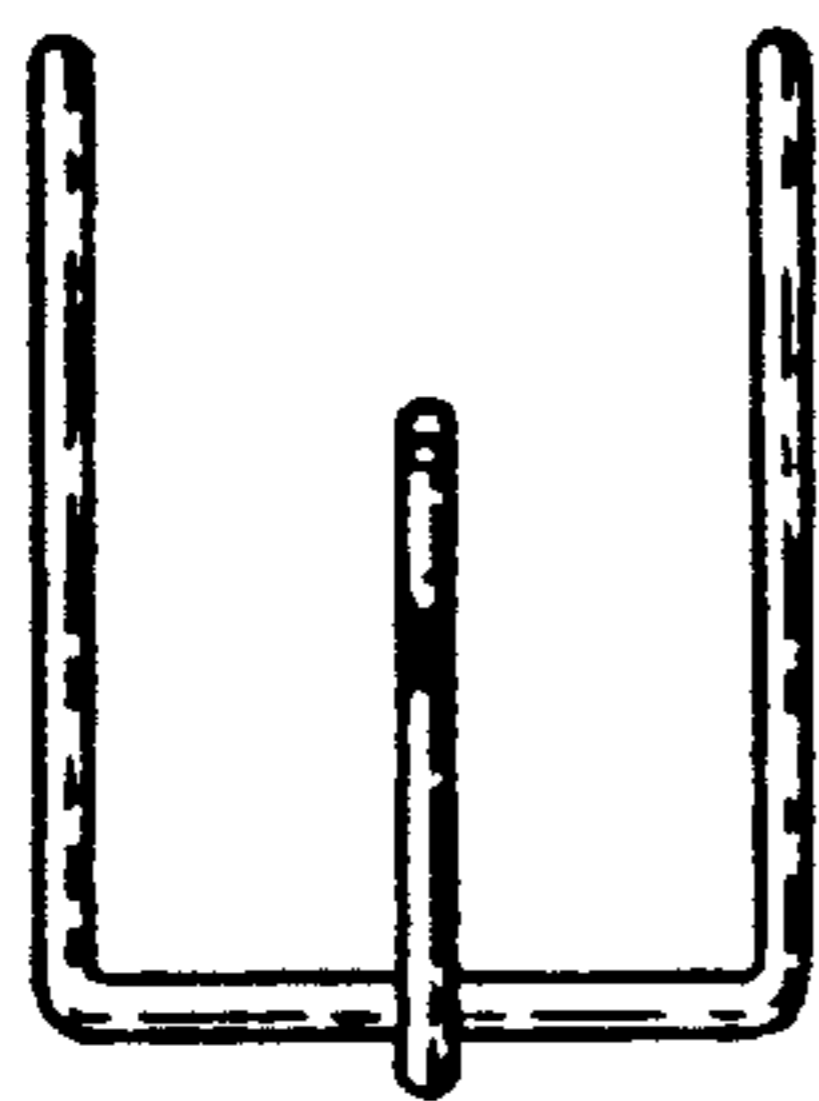

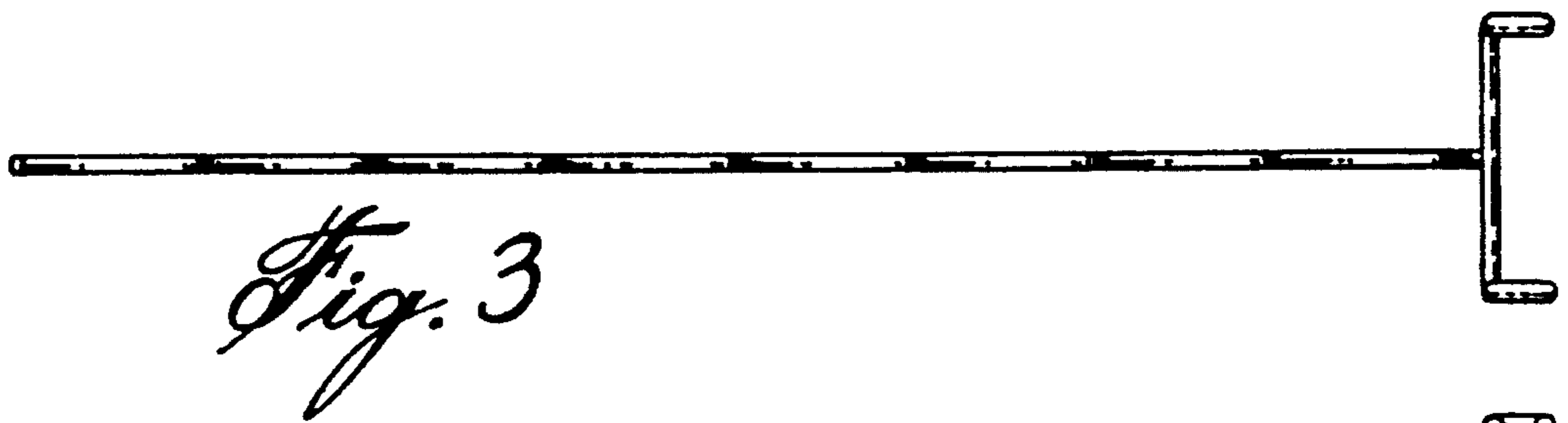
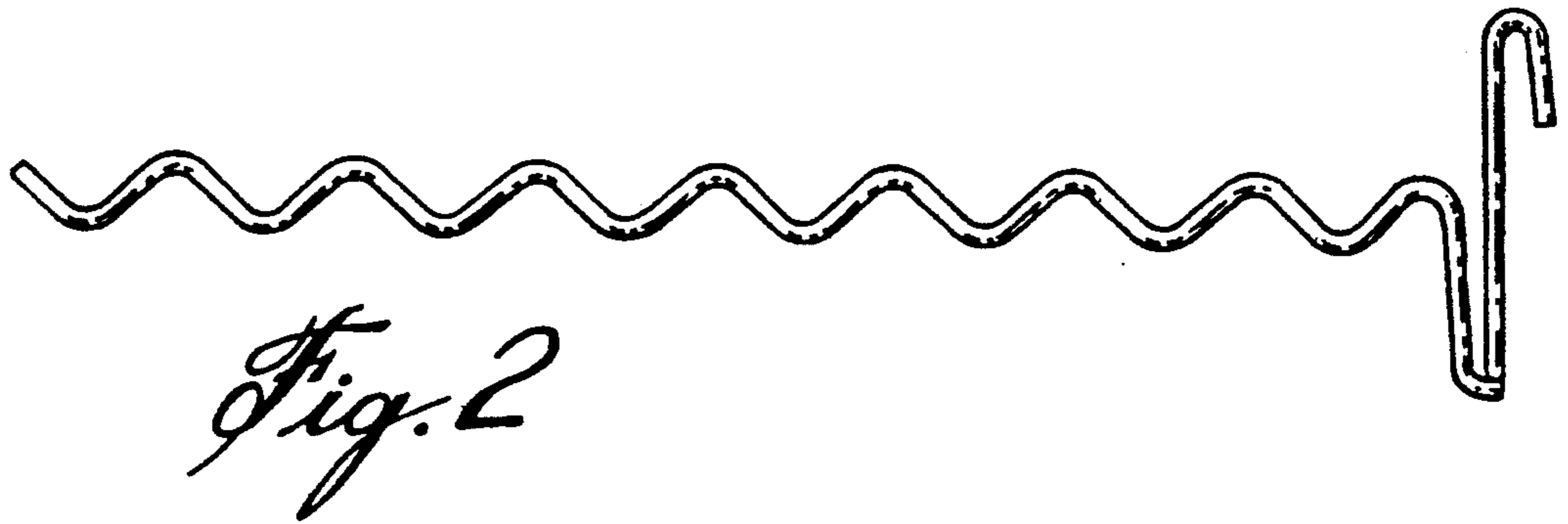



Fig. 5

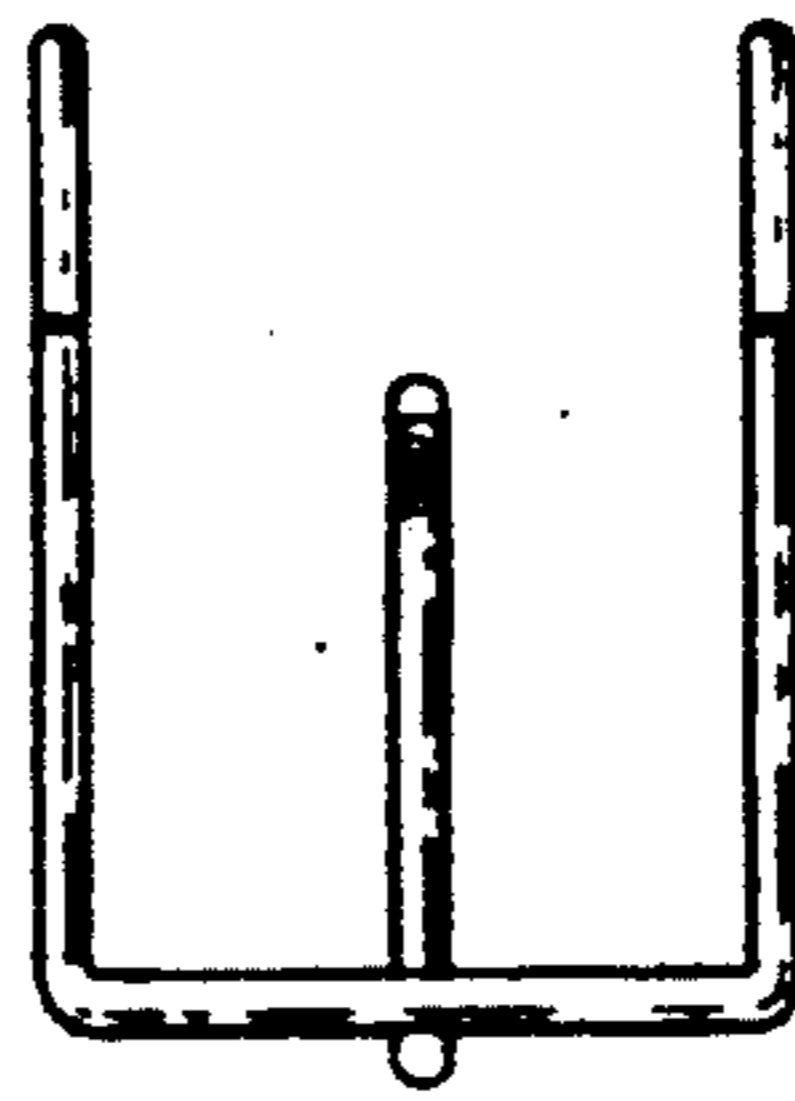


Fig. 6