



US00D346731S

# United States Patent [19]

[11] Patent Number: **Des. 346,731**

Larsen et al.

[45] Date of Patent: **\*\* May 10, 1994**

[54] **FLUSH DOOR LATCH ASSEMBLY**

4,911,487	3/1990	Rachocki .....	292/DIG. 31
4,951,486	8/1990	Braun et al. ....	292/DIG. 31
4,989,907	2/1991	Edmonds et al. ....	292/DIG. 31
5,127,686	7/1992	Gleason et al. ....	292/336.3

[75] Inventors: **Marvin L. Larsen**, New Hampton;  
**Donald R. Mieke**, Black Hawk, both  
of Iowa

*Primary Examiner*—B. J. Bullock  
*Attorney, Agent, or Firm*—Wood, Phillips, Van Santen,  
Hoffman & Ertel

[73] Assignee: **Tri/Mark Corporation**, New  
Hampton, Iowa

[\*\*] Term: **14 Years**

### [57] CLAIM

[21] Appl. No.: **825,854**

The ornamental design for a flush door latch assembly,  
as shown and described.

[22] Filed: **Jan. 27, 1992**

### DESCRIPTION

[52] U.S. Cl. .... **D8/301; D8/306;**  
D8/313

[58] Field of Search ..... **D8/301, 302, 306, 331,**  
D8/313, 300; 292/165, 336.3, DIG. 31, DIG.  
62; 70/208

FIG. 1 is a left side, front and top perspective view of  
our design for a flush door latch assembly;  
FIG. 2 is a plan view thereof;  
FIG. 3 is a front elevation view thereof;  
FIG. 4 is a left side elevation view thereof;  
FIG. 5 is a right side elevation view thereof; and,  
FIG. 6 is a bottom view thereof.


### [56] References Cited

#### U.S. PATENT DOCUMENTS

D. 230,132	1/1974	Pastva, Jr. ....	D8/302
D. 304,155	10/1989	Russell et al. ....	D8/300
2,987,908	6/1961	Pelcin .....	70/208

The rear view of the flush door latch assembly is unornamented.

The broken line showing in FIGS. 1, 2, and 4-6 is for illustrative purposes only.






FIG. 1




FIG. 2

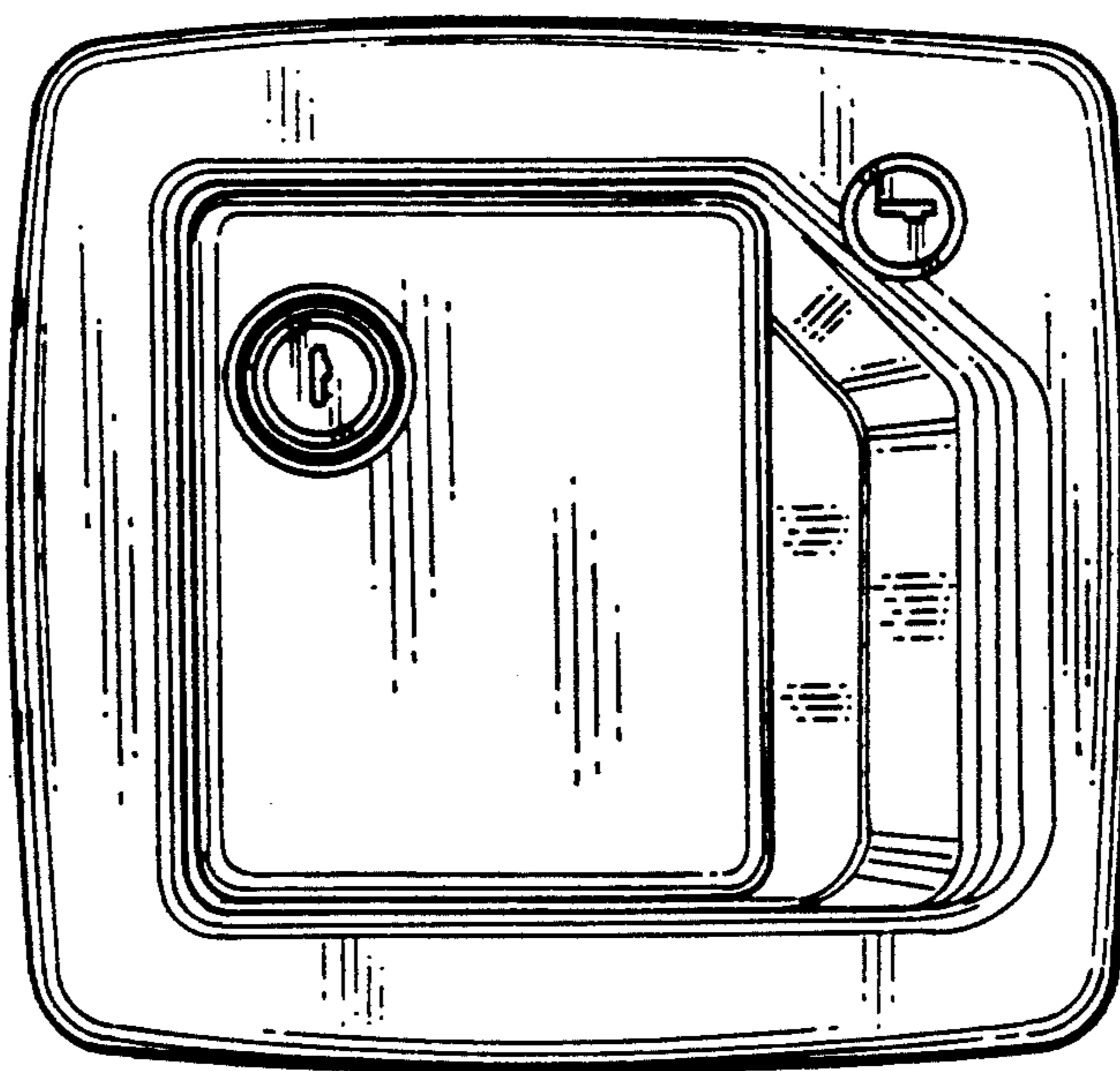


FIG. 3




FIG. 4




FIG. 5




FIG. 6