



US00D346726S

United States Patent [19]

[11] Patent Number: **Des. 346,726**

Scott, Jr. et al.

[45] Date of Patent: **** May 10, 1994**

[54] **PLANTER**

[75] Inventors: **Harry W. Scott, Jr., Dover; Randall W. Britt; Kenneth L. Renfroe, both of Russellville, all of Ark.**

[73] Assignee: **Thompson Industries, Inc., Russellville, Ark.**

[*] Notice: The portion of the term of this patent subsequent to Aug. 17, 2007 has been disclaimed.

[**] Term: **14 Years**

[21] Appl. No.: **884,557**

[22] Filed: **May 18, 1992**

[52] U.S. Cl. **D8/1**

[58] Field of Search **D8/1, 499; 47/33; 52/233, 102; 59/78, 80, 84-85, 88, 11; D11/13; D12/154**

3,343,301	9/1967	Adelman	47/33
3,396,488	8/1968	Ries	D8/1 X
3,415,013	12/1968	Galbraith	47/33 X
3,545,128	12/1970	La Fontaine	4/33
3,837,163	9/1974	Fujimon	59/80
4,269,026	5/1981	Bulle et al.	59/85 X
4,522,006	6/1985	Plikuhn	52/233 X
4,664,385	5/1987	Clark	52/233 X
4,834,585	5/1989	Hasenwinkle et al.	52/233 X
4,869,018	9/1989	Scales et al.	47/33
4,905,409	3/1990	Cole	52/233 X
4,986,042	1/1991	Richardt	47/33 X
5,038,557	8/1991	Otsuki et al.	59/80
5,119,587	6/1992	Waltz	47/33

Primary Examiner—Susan J. Lucas
Assistant Examiner—H. Baynham
Attorney, Agent, or Firm—Stephen D. Carver

[57] **CLAIM**

The ornamental design for a planter, as shown and described.

DESCRIPTION

FIG. 1 is a front, top isometric view of a planter showing our new design; FIG. 2 is a top plan view thereof; and, FIG. 3 is a side elevational view with the adjacent sides being mirror images.

[56] **References Cited**

U.S. PATENT DOCUMENTS

D. 217,273	4/1970	Adelman	D25/113
D. 223,585	5/1973	Adelman	D25/113
1,598,250	8/1926	Person	59/80
1,830,188	11/1931	Bellavance	59/80
3,006,038	10/1961	Sullivan	52/233 X

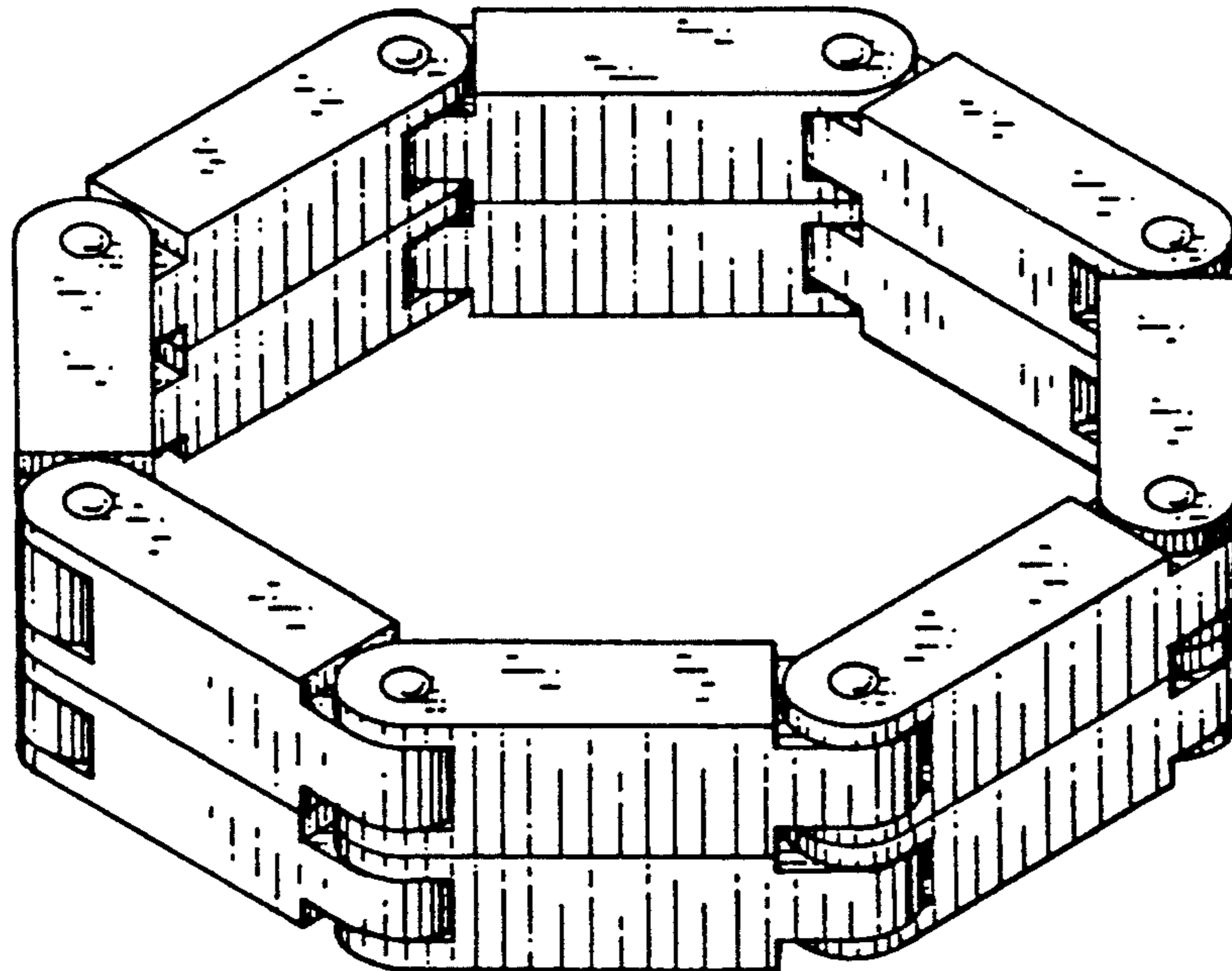


FIG. 1

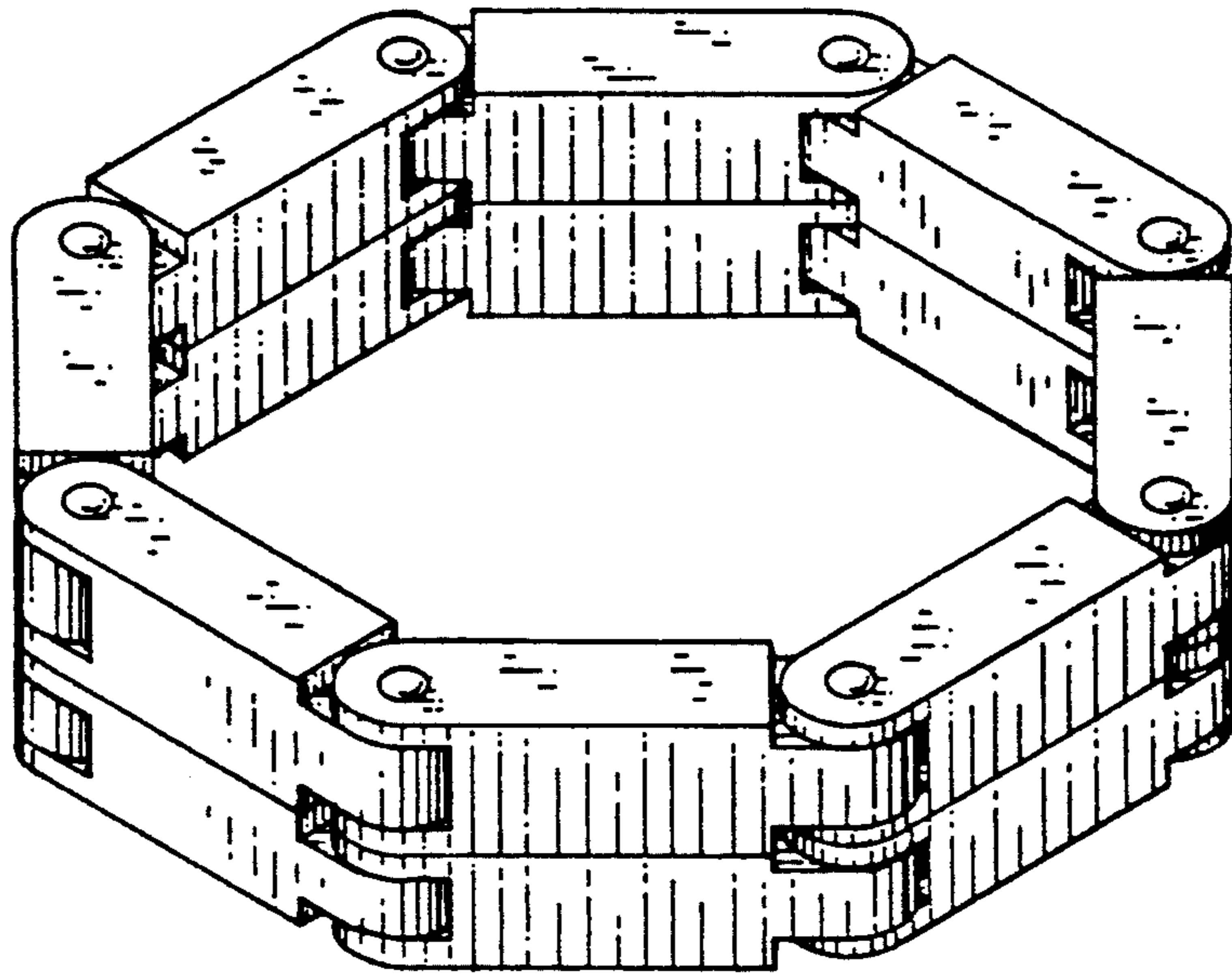


FIG. 2

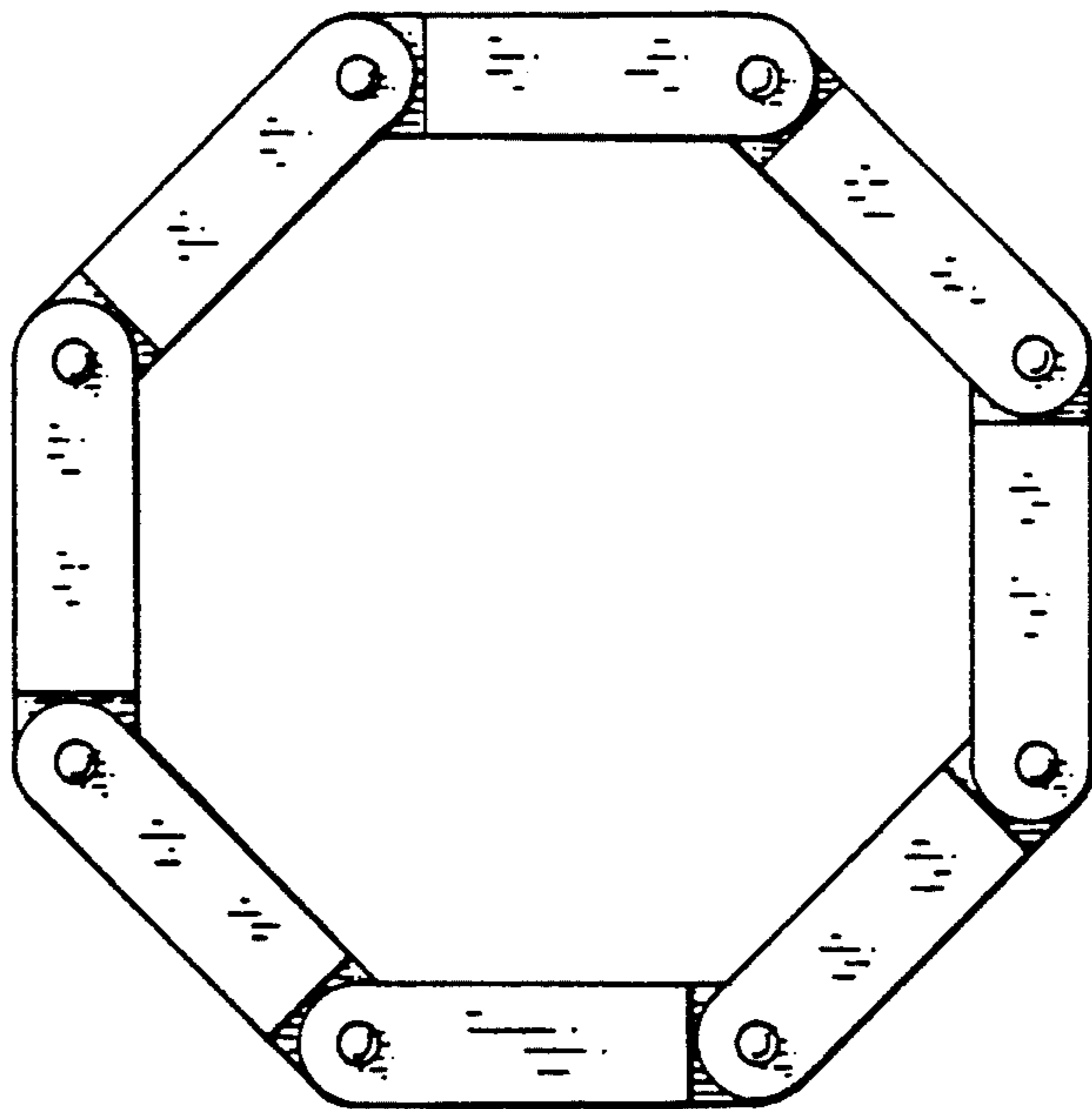


FIG. 3

