



US00D346707S

# United States Patent [19]

[11] Patent Number: **Des. 346,707**

Soto Martinez

[45] Date of Patent: **\*\* May 10, 1994**

## [54] CHAIR

[75] Inventor: **Vicente Soto Martinez, El Saler, Spain**

[73] Assignee: **Silleries Alacuas, S.A., Alacuas, Spain**

[\*\*] Term: **14 Years**

[21] Appl. No.: **951,533**

[22] Filed: **Sep. 25, 1992**

[52] U.S. Cl. .... **D6/379; D6/374; D6/380**

[58] Field of Search ..... **D6/334, 374, 379, 380, D6/500, 501, 502; 297/411.43, 446**

## [56] References Cited

### U.S. PATENT DOCUMENTS

D. 183,768	10/1958	Robinson	.....	D6/379
D. 184,820	4/1959	Langhjelm et al.	.....	D6/379
D. 188,184	6/1960	Sullivan	.....	D6/379
D. 190,422	5/1961	Deaton	.....	D6/379 X
D. 209,742	1/1968	Gass	.....	D6/374
D. 214,437	6/1969	Muller	.....	D6/374
D. 249,206	9/1978	Gill	.....	D6/379 X
D. 271,543	11/1983	DeFuccio	.....	D6/379
D. 333,576	3/1993	Burdick et al.	.....	D6/379

## OTHER PUBLICATIONS

Home Furnishings Daily, Aug. 6, 1957, chair shown. Illums Bolighus, May, 1961, p. 16, Arm Chair #10180 at right.

*Primary Examiner*—Alan P. Douglas  
*Assistant Examiner*—Gary D. Watson  
*Attorney, Agent, or Firm*—Jacobson, Price, Holman & Stern

## [57] CLAIM

The ornamental design for a chair, as shown and described.

## DESCRIPTION

FIG. 1 is a front perspective view of the chair embodying my design;  
FIG. 2 is a left side elevational view of the chair as shown in FIG. 1;  
FIG. 3 is a back perspective view of the chair as shown in FIG. 1;  
FIG. 4 is a top plan view of the chair as shown in FIG. 1;  
FIG. 5 is a bottom plan view of the as shown in FIG. 1;  
FIG. 6 is a right side elevational view of the chair as shown in FIG. 1; and,  
FIG. 7 is a front view of the chair as shown in FIG. 1.




FIG. 1




FIG. 2

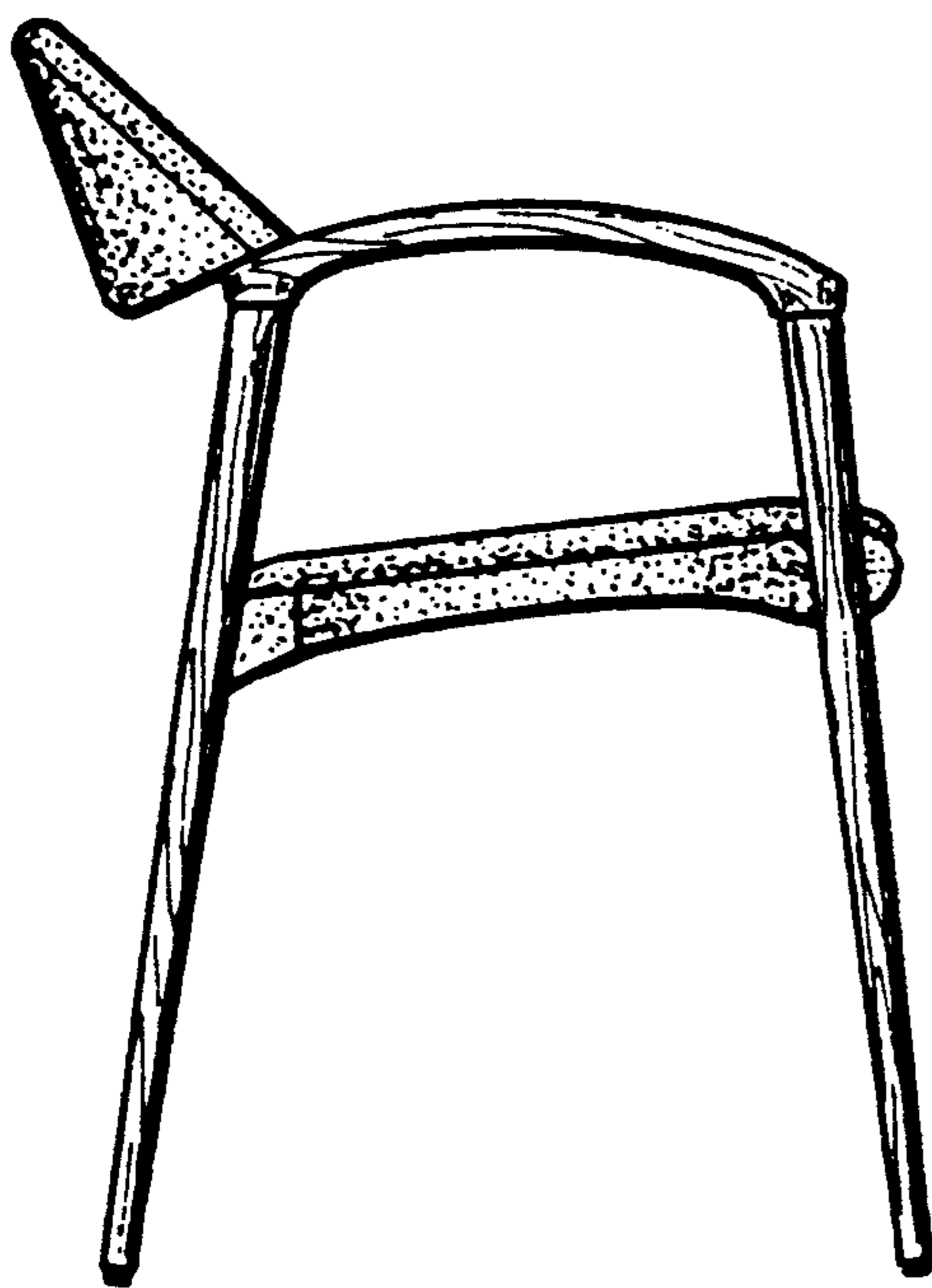


FIG. 3

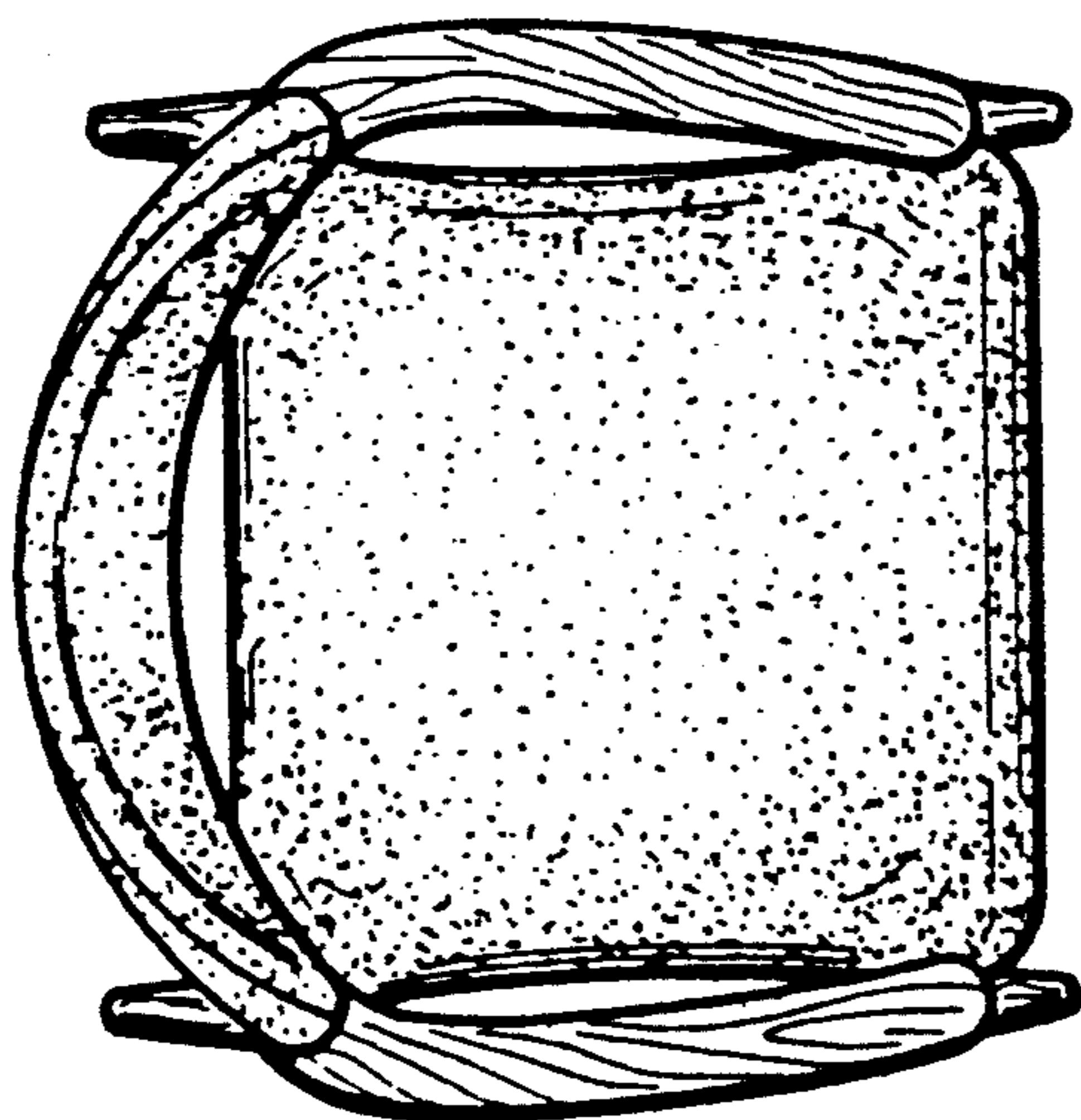



FIG. 4

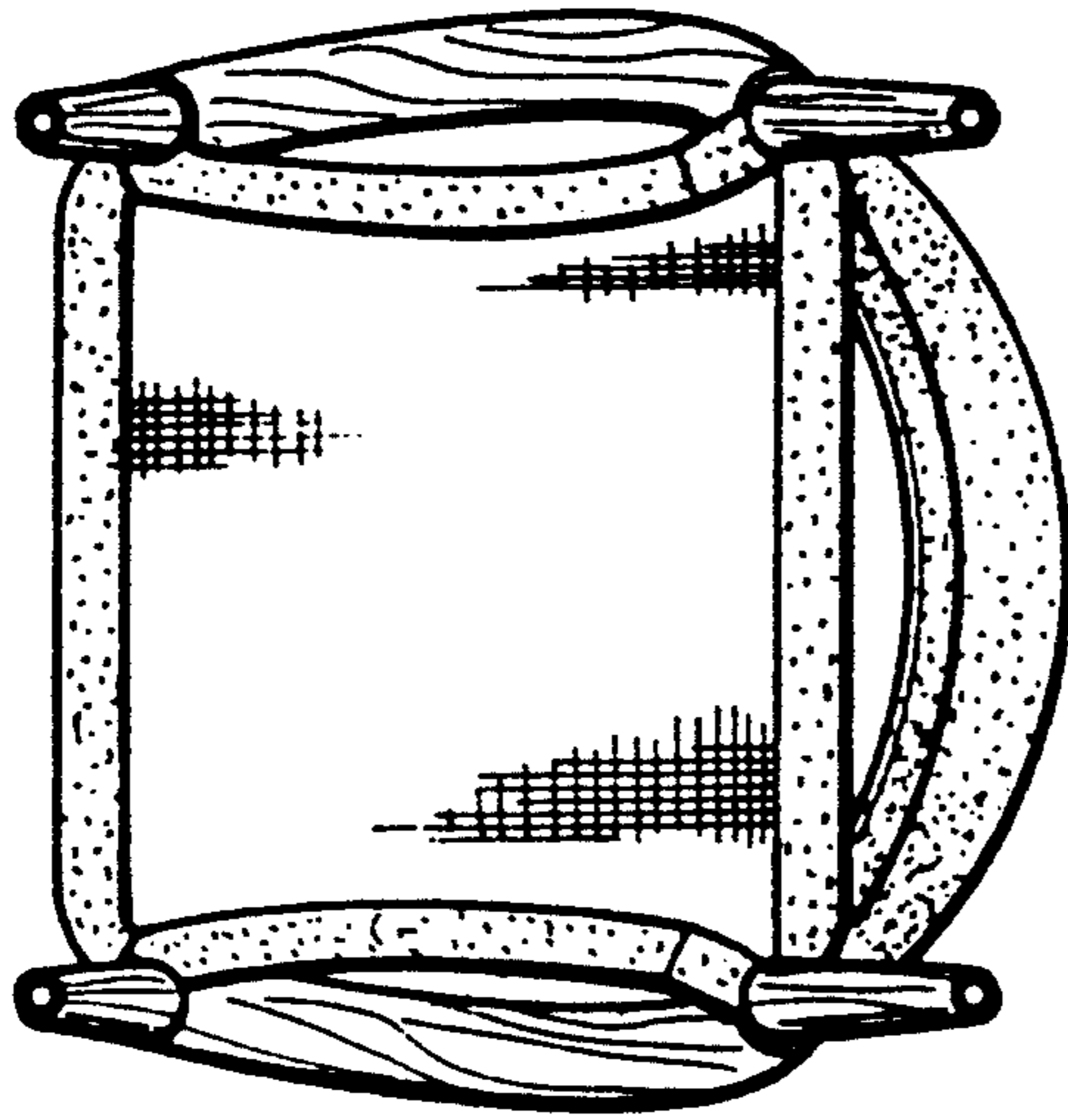


FIG. 5

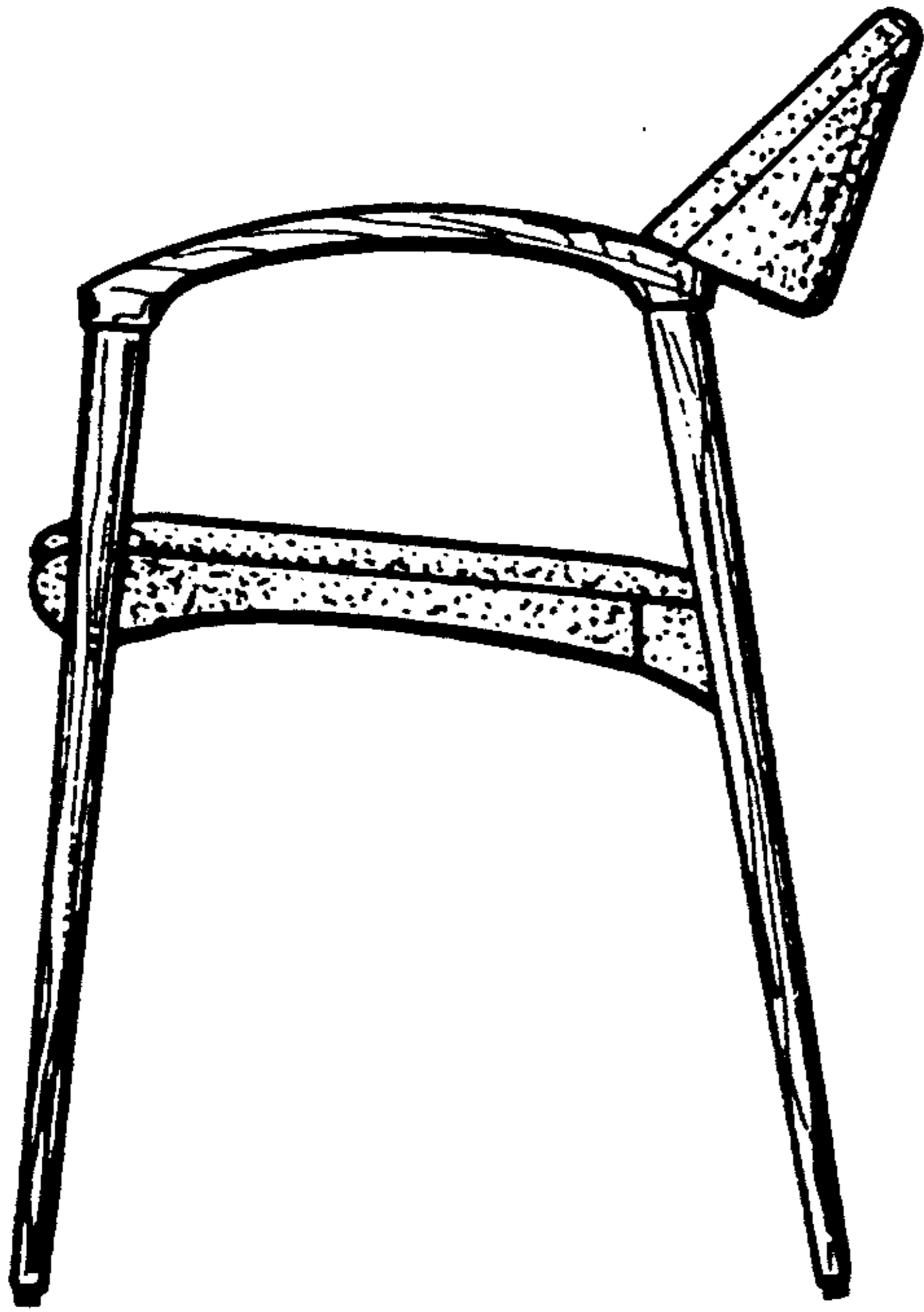


FIG. 6

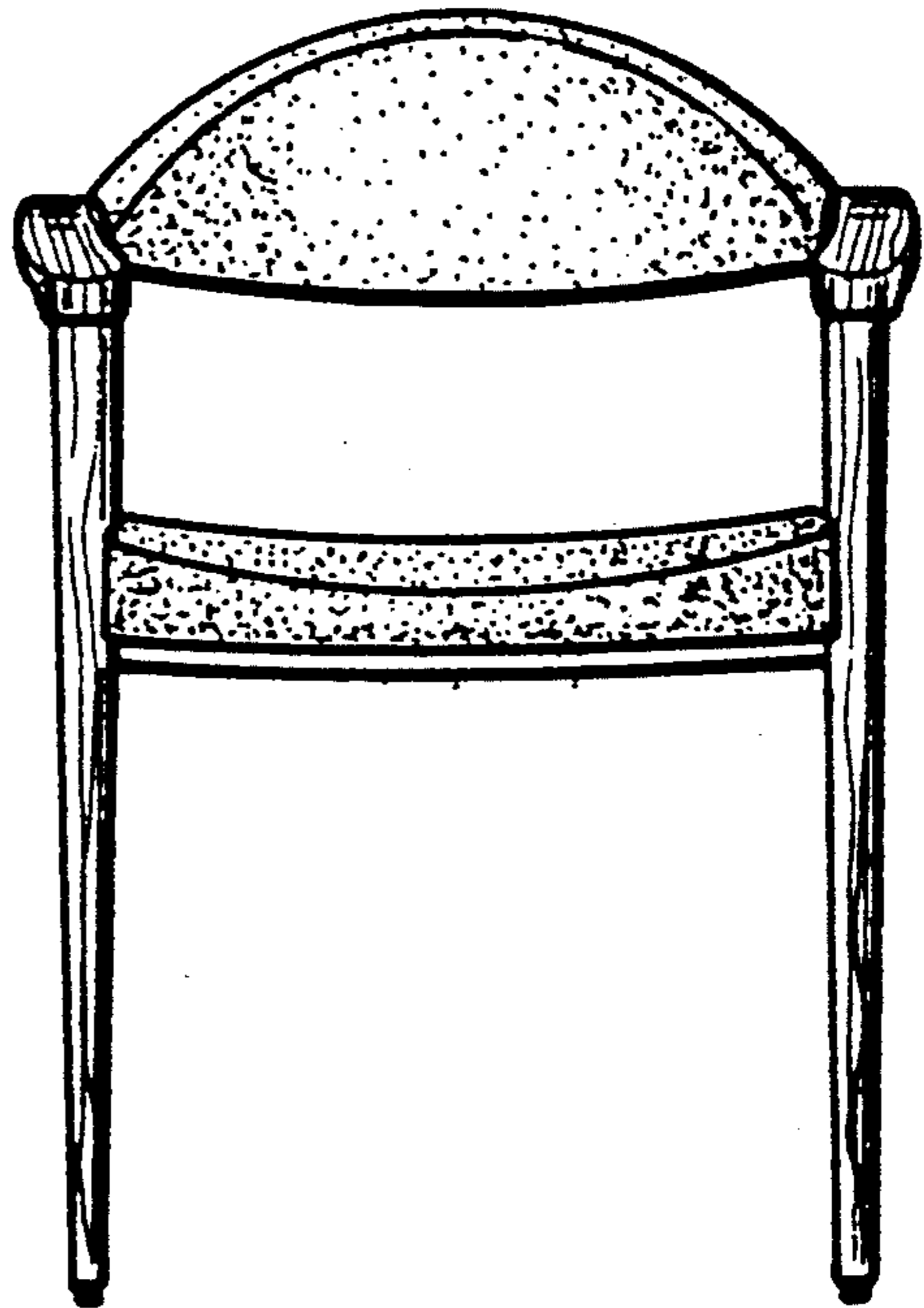


FIG. 7