



US00D346700S

# United States Patent [19]

[11] Patent Number: **Des. 346,700**

Weinhold

[45] Date of Patent: **\*\* May 10, 1994**

[54] **SPORT CAP HANGER**

[76] Inventor: **David H. Weinhold, 26142 Queen Palm Dr., Homeland, Calif. 92548**

[\*\*] Term: **14 Years**

[21] Appl. No.: **921,264**

[22] Filed: **Jul. 29, 1992**

[52] U.S. Cl. .... **D6/317**

[58] Field of Search ..... **D6/315, 317, 316; 211/113, 119, 30, 31; 223/85; 206/9**

[56] **References Cited**

**U.S. PATENT DOCUMENTS**

D. 309,219	7/1990	Hasslocher	.....	D6/316
D. 319,738	9/1991	Hasslocher	.....	D6/316
2,108,678	2/1938	Kulhawy	.....	D6/317
2,177,546	10/1939	Johnson	.....	211/30

2,341,643	2/1944	Mincenberg	.....	211/119
2,889,935	6/1959	Thornburg	.....	211/30
5,033,660	7/1991	Kelly	.....	211/30
5,169,007	12/1992	McHendry	.....	211/119

*Primary Examiner*—B. J. Bullock  
*Attorney, Agent, or Firm*—S. Michael Bender

[57] **CLAIM**

The ornamental design for a sport cap hanger, as shown and described.

**DESCRIPTION**

FIG. 1 is a front elevational view of the sport cap hanger showing my new design;  
FIG. 2 is a rear elevational view thereof;  
FIG. 3 is a left side elevational view thereof;  
FIG. 4 is a right side elevational view thereof;  
FIG. 5 is a top plan view thereof; and,  
FIG. 6 is a bottom plan view thereof.

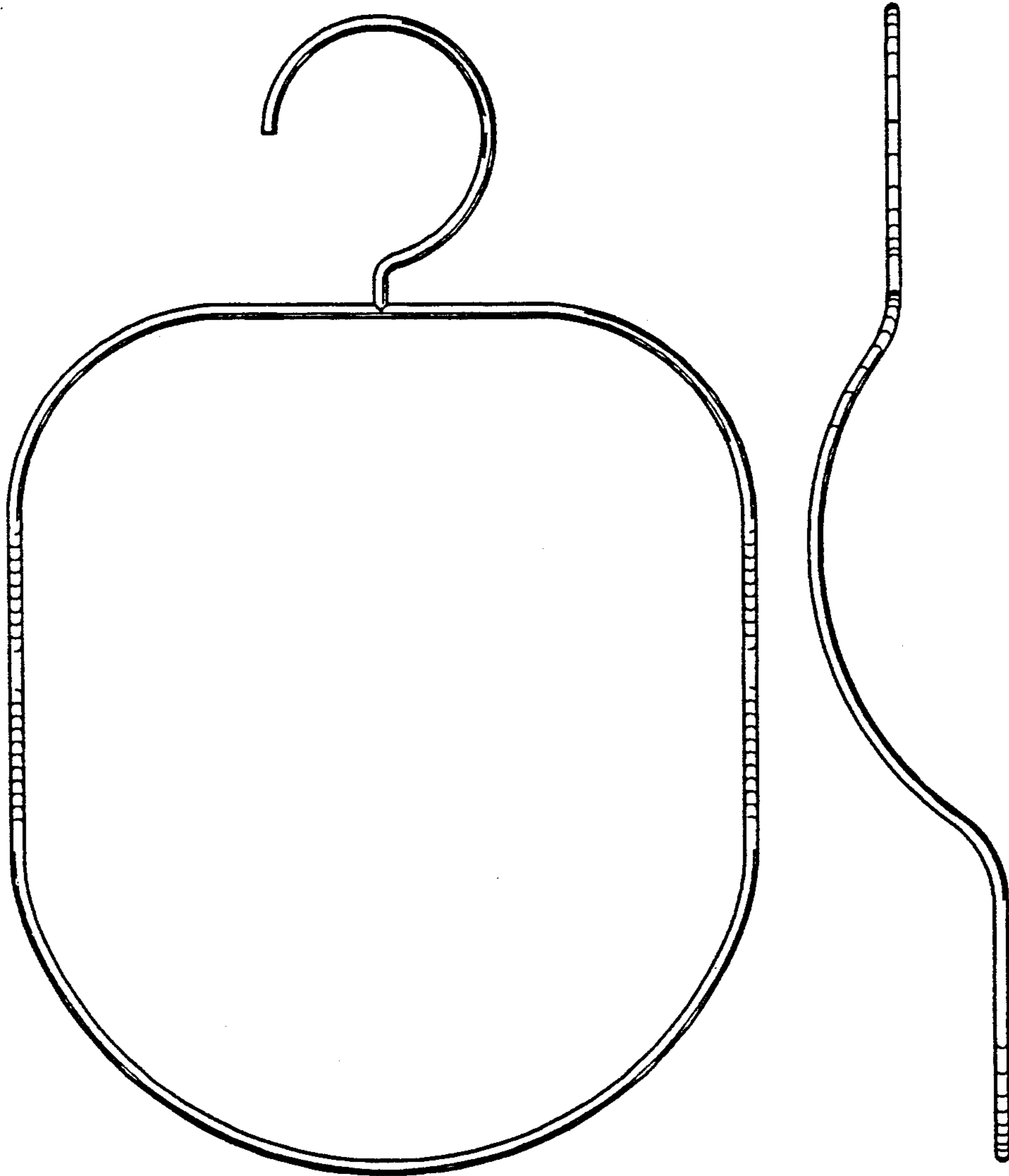


FIG. 1




FIG. 2

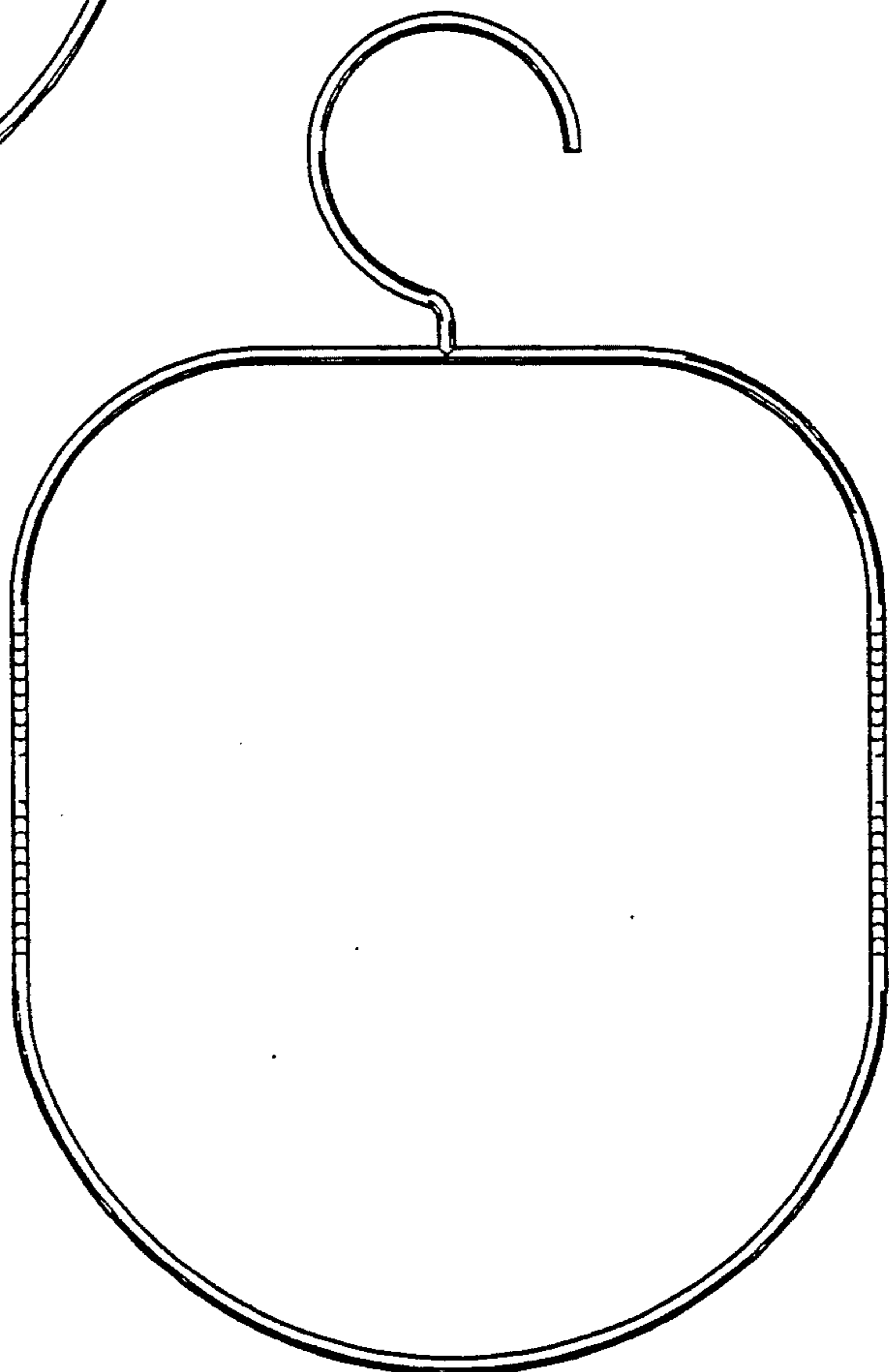


FIG. 3


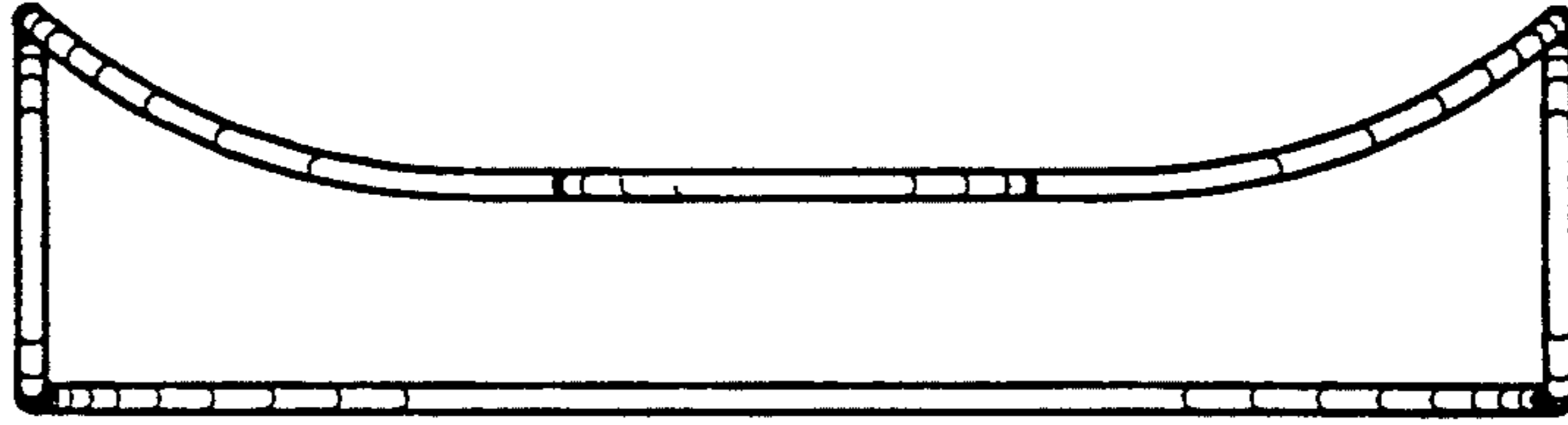


FIG. 4



*FIG. 5*



*FIG. 6*

