



US00D346695S

# United States Patent [19]

[11] Patent Number: **Des. 346,695**

**Williams**

[45] Date of Patent: **\*\* May 10, 1994**

[54] **JEWELRY CASE**

58,785 8/1921 Lillibrigde ..... D6/573

[76] Inventor: **Cal R. Williams**, 6124 NE. 11th Ave.,  
Portland, Oreg. 97211

### OTHER PUBLICATIONS

[\*\*] Term: **14 Years**

Yield House, The Very Special Dining Room, 1964, p.  
27, item 5.

[21] Appl. No.: **903,100**

Yield House, 1964, p. 38, item D.

[22] Filed: **Sep. 2, 1986**

Yield House, Winter 89, item 4.

[52] U.S. Cl. .... **D3/296; D6/436;**  
**D6/561; D3/903**

Best, Sep. 16, 1985 p. 93, 145-147.

[58] Field of Search ..... **D3/39, 74, 75, 99;**  
**D6/432, 433, 436, 438, 439, 445, 446, 448, 449,**  
**459, 553, 559, 560, 561, 562, 470; 312/120, 123,**  
**200, 202, 249, 250, 251, 252, 257 R, 117, 118,**  
**119; D28/82, 83, 84, 85, 86; D19/75, 76, 77, 78,**  
**79-92**

*Primary Examiner*—James R. Largen

*Assistant Examiner*—Antoine O. Davis

*Attorney, Agent, or Firm*—Kolisch, Hartwell &  
Dickinson

### [57] CLAIM

The ornamental design for jewelry case, as shown and  
described.

### [56] References Cited

### DESCRIPTION

#### U.S. PATENT DOCUMENTS

D. 45,680	4/1914	Von Eigen	.....	D3/39
D. 150,377	7/1948	Spence	.....	D6/560
D. 194,306	1/1963	Kleiman	.....	D6/527
D. 220,762	5/1971	Dial et al.	.....	D6/559
D. 250,377	11/1978	Dooley et al.	.....	D6/559
D. 251,464	4/1979	Masters	.....	D6/559
D. 257,091	9/1980	Crosbie, Sr.	.....	D6/559
D. 262,423	12/1981	Alpert	.....	D6/332
D. 285,887	9/1986	Palka	.....	D6/559
D. 301,100	5/1989	Lee	.....	D6/560

FIG. 1 is a top, front and left side perspective of a semi-cylindrical jewelry case showing my new design;

FIG. 2 is a top, front and left side perspective view, the case in an open position;

FIG. 3 is a front elevational view of FIG. 1;

FIG. 4 is a right side elevational view of FIG. 1, the left side being a mirror image of the right side shown;

FIG. 5 is a top plan view of FIG. 1;

FIG. 6 is a bottom plan view of FIG. 1; and,

FIG. 7 is a reduced scale rear elevational view of FIG. 1.




FIG. 7

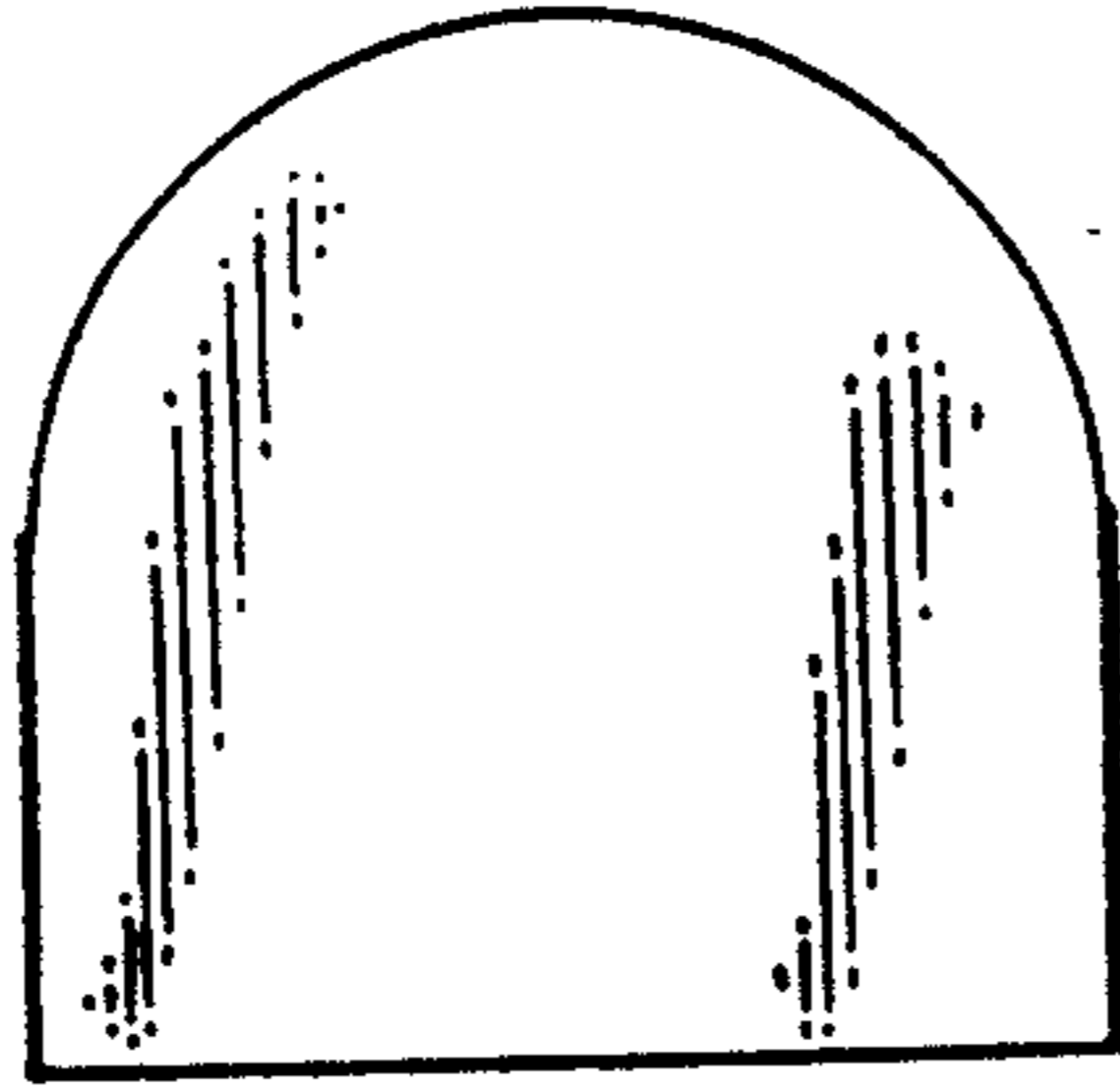


FIG. 1

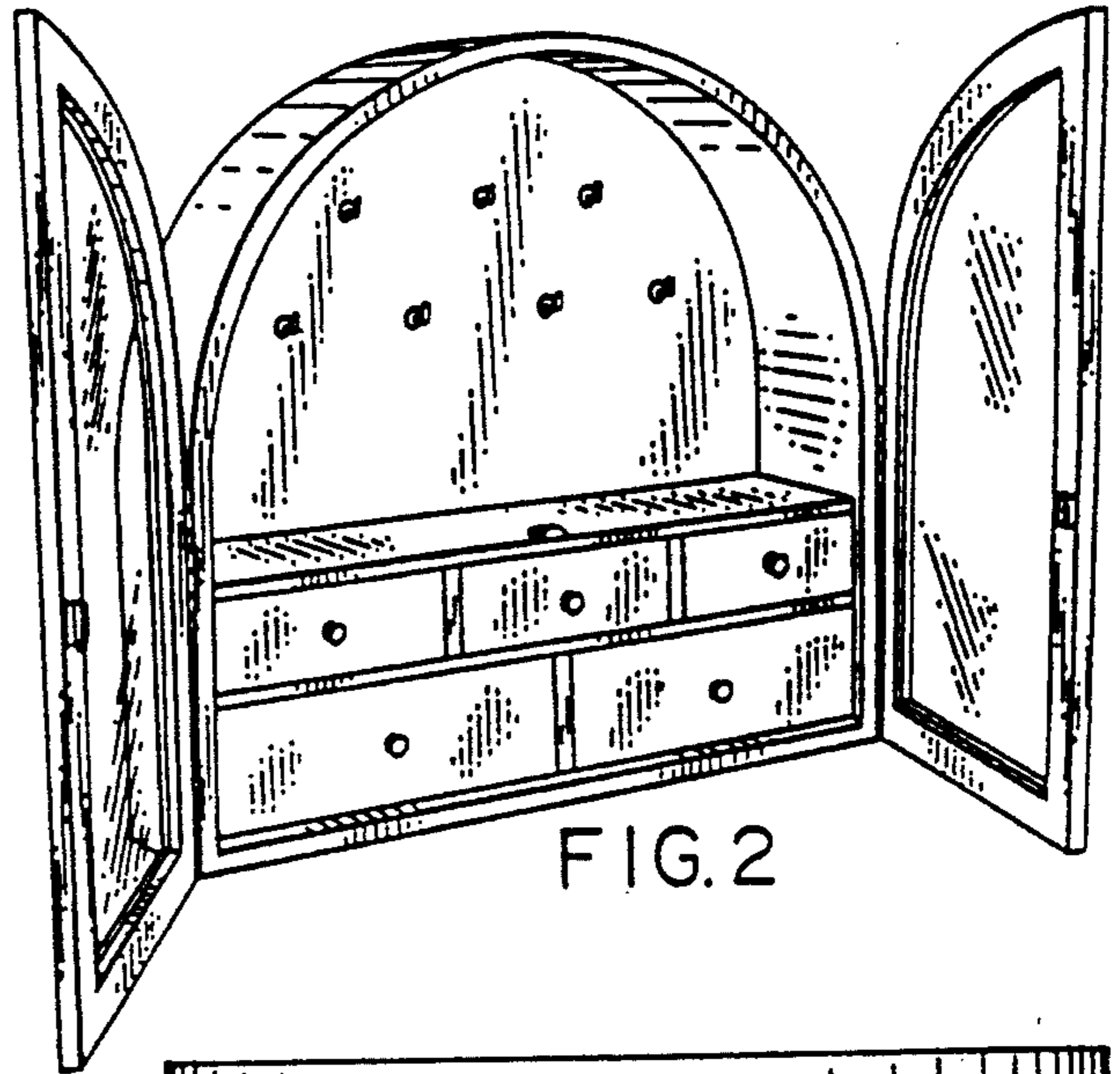



FIG. 2

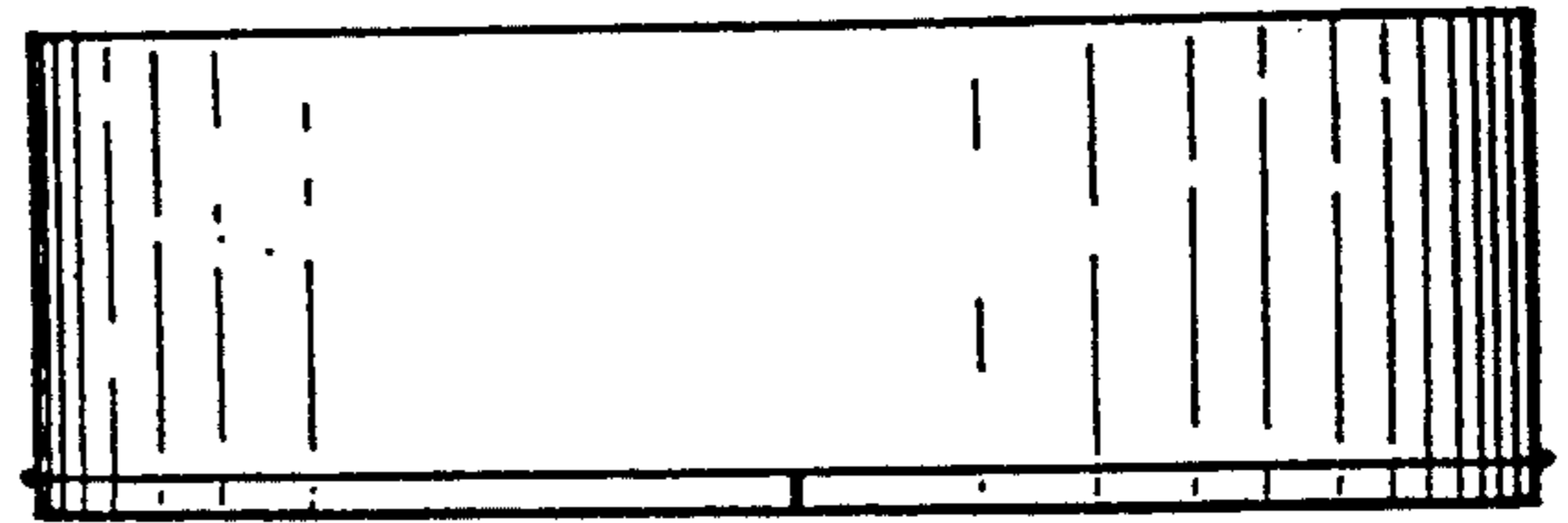


FIG. 5




FIG. 4

FIG. 3

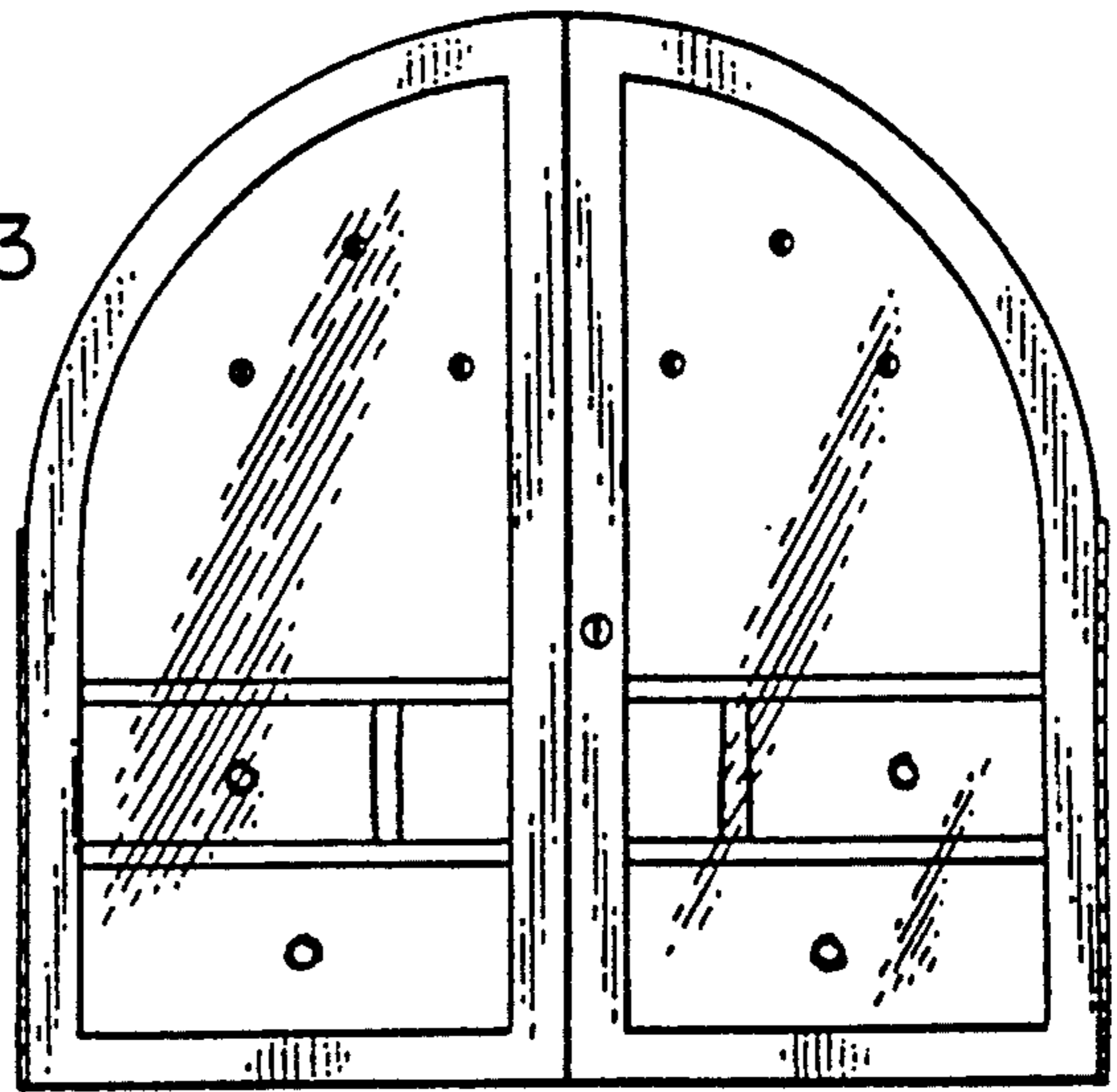


FIG. 6

