



US00D346677S

United States Patent [19]

[11] Patent Number: **Des. 346,677**

Casmira

[45] Date of Patent: **** May 3, 1994**

[54] **ANIMAL LITTER-TRAY ACCESSORY**

3,908,597 9/1975 Taylor D30/161
5,042,430 8/1991 Casmira 119/161

[76] Inventor: **Stephen Casmira**, 488 Summer St.,
New Bedford, Mass. 02740

FOREIGN PATENT DOCUMENTS

[**] Term: **14 Years**

203375 9/1956 Australia D7/672
608021 7/1926 France D7/D7 698

[21] Appl. No.: **903,196**

Primary Examiner—A. Hugo Word
Assistant Examiner—Cathy Anne MacCormac

[22] Filed: **Jun. 26, 1992**

[52] U.S. Cl. **D30/161; D7/698**

[58] **Field of Search** 119/161, 165, 166, 168;
D7/304-305, 311, 409, 698, 672; D30/161, 120,
119; D25/53-54, 69, 152

[57] CLAIM

The ornamental design for animal litter tray accessory,
as shown.

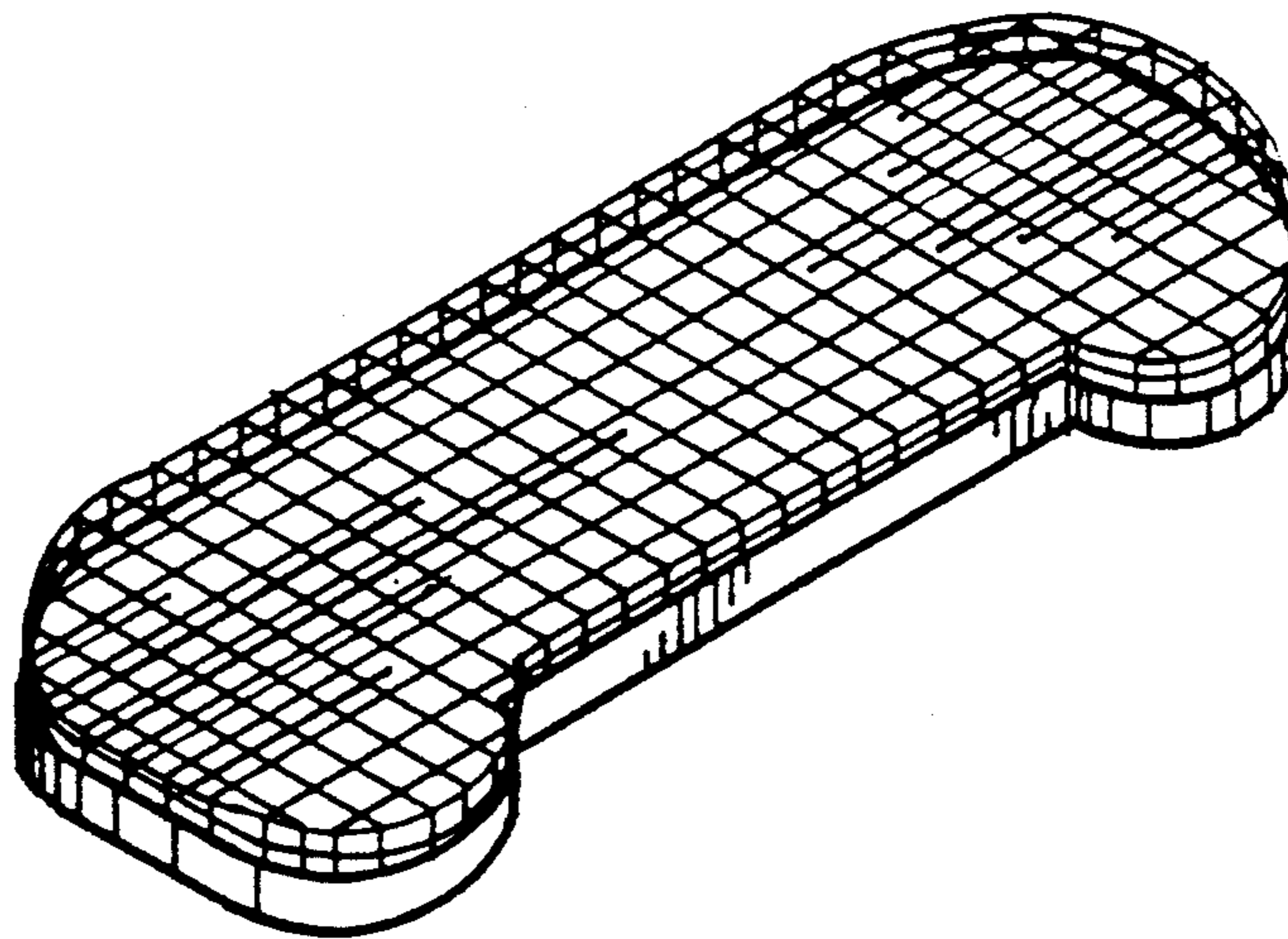
[56] References Cited

DESCRIPTION

U.S. PATENT DOCUMENTS

D. 34,242	3/1901	Crosby et al.	D7/672
D. 210,006	1/1968	Schack et al.	D25/53
D. 243,649	3/1977	Carbary	D7/409
D. 282,139	1/1986	Radford	D7/409
D. 287,283	12/1986	Johnson	D25/69
D. 298,504	11/1988	Frech	D7/311
1,528,413	3/1925	Frest	119/52.4

FIG. 1 is a perspective view from above of the animal litter tray accessory;
FIG. 2 is a bottom plan view thereof;
FIG. 3 is a top plan view thereof;
FIG. 4 is a side elevational view thereof;
FIG. 5 is an opposite side elevational thereof; and,
FIG. 6 is an end elevational view thereof, the opposite end being a mirror image of the view shown.



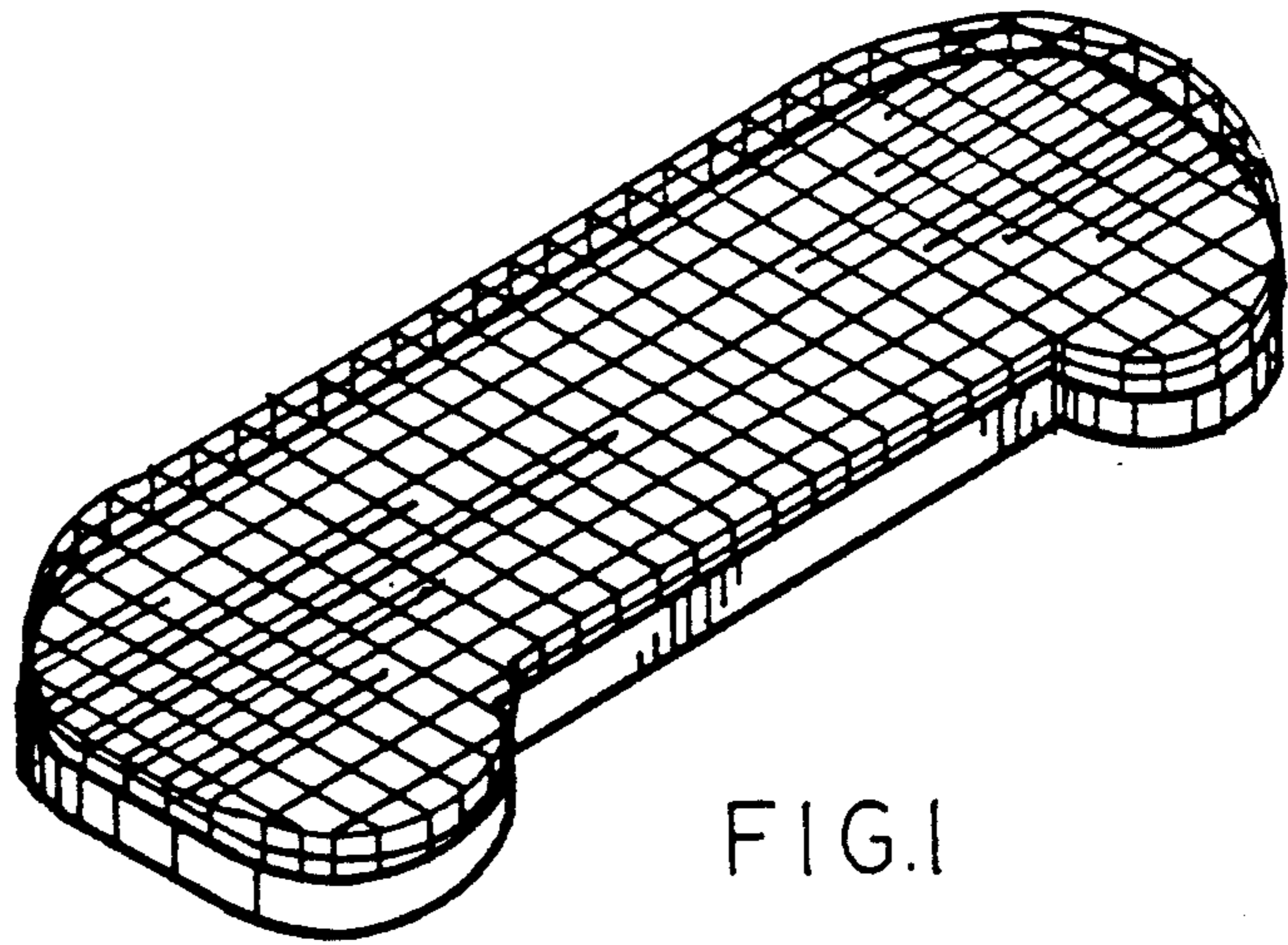


FIG. 1




FIG. 2




FIG. 3

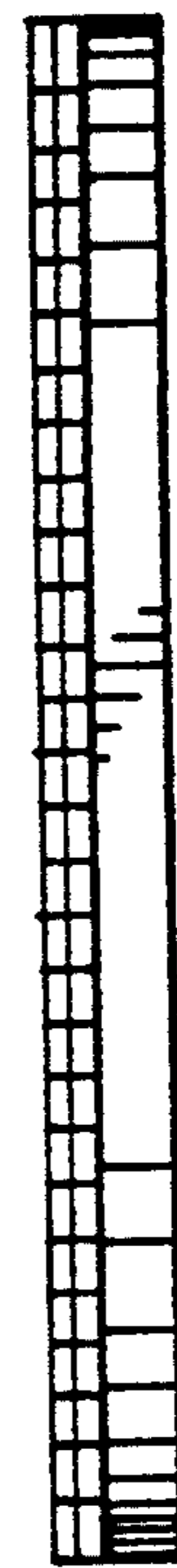


FIG. 4

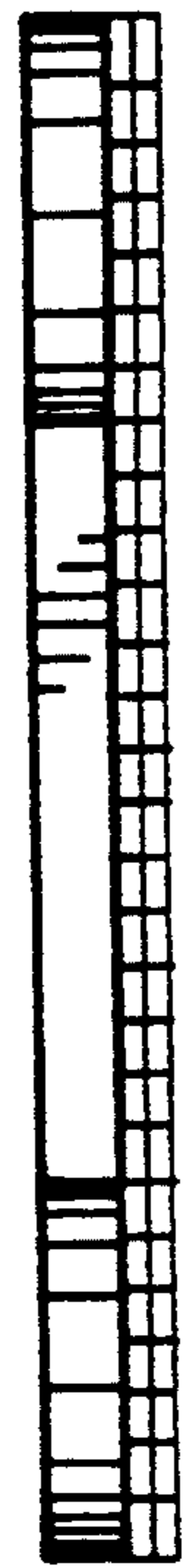


FIG. 5



FIG. 6